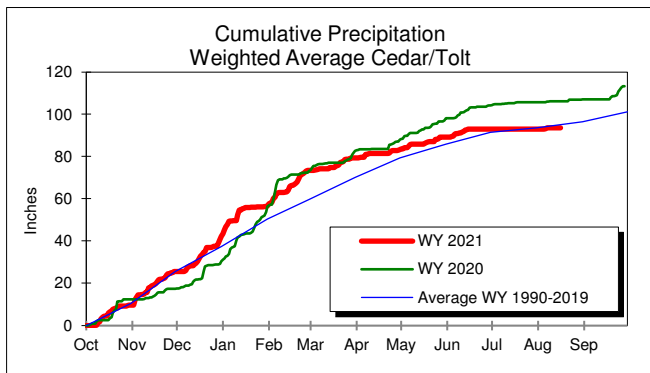
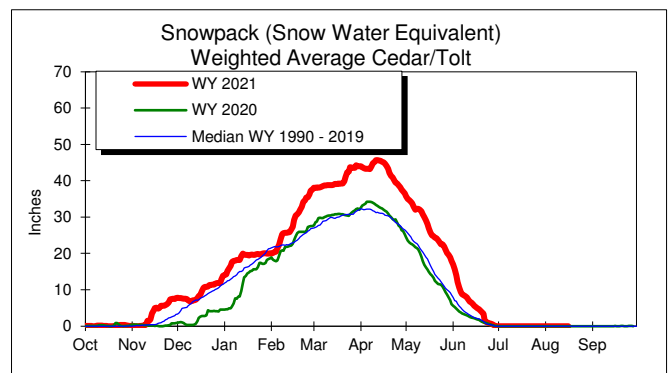


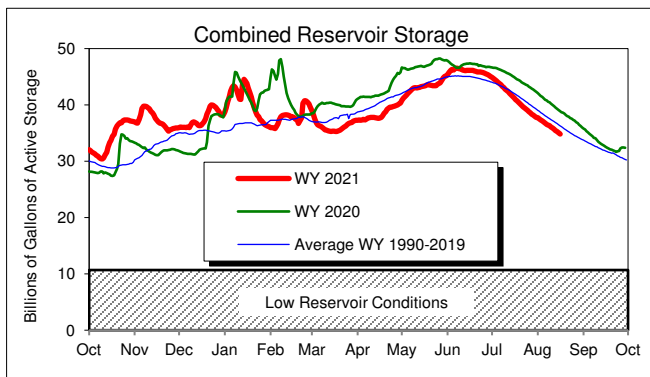
## Seattle Public Utilities Water System Synopsis as of August 16, 2021



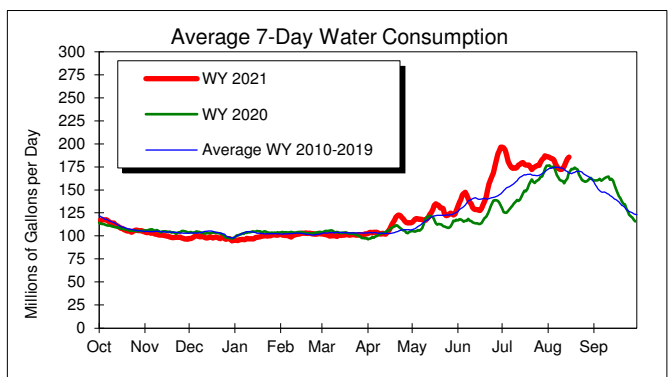
Little precipitation was recorded in the Cedar River Watershed over the past week.



The average snow accumulation across the sites that we monitor is estimated to be about 0.0 inches snow water equivalent which is at the long term median for this time of the year.



The combined reservoir storage of Chester Morse Lake, Masonry Pool, Lake Youngs and South Fork Tolt Reservoir is below the long term average for this time of the year.



Water use over the past week averaged about 186 million gallons per day (mgd), which is above the 169 mgd used during the same period over the years 2010-2019.

Note: WY = Water Year, which is defined as the 12-month period October 1, for any given year through September 30 of the following year. The water year is designated by the calendar year in which it ends. Thus, the year ending September 30, 2021 is called water year 2021 (WY 2021). Long-term water consumption data uses the most recent 10-years of data in order to better capture recent reductions in demand due to SPU's conservation program efforts.

All data is provisional and subject to revision.