

WALK AND RIDE SAFE!

Walking and biking is a fun, healthy and sustainable way to get to and from school.

HOW TO FIND THE SAFEST ROUTE FROM YOUR HOME TO SCHOOL

- ✓ Pick streets where there are sidewalks or paths separated from traffic, when possible.
- ✓ When you can, choose neighborhood streets instead of busy main streets.
- ✓ When biking, use trails, neighborhood streets, and protected bike lanes.
- ✓ Cross busy streets where there are traffic signals, stop signs, crossing beacons, school crosswalks, or crossing guards.




WALKING SAFETY TIPS



Pay attention. Don't be distracted by your cell phone or headphones.



If there's no sidewalk, walk on the left side of the street, as far from traffic as possible.



Look left, right, and left again at all intersections.



Make eye contact with people driving before crossing.



Walk, don't run across the street.



Follow the instructions of crossing guards and school patrol.



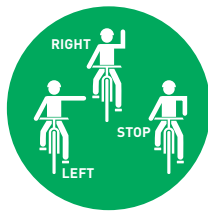
BIKING SAFETY TIPS



Gear up. Always wear a helmet and use bike lights.



Pay attention. Don't be distracted by your cell phone or headphones.




Ride predictably and use hand signals when stopping and turning.



Ride in the same direction as traffic when on the street.



If riding on a sidewalk, ride slowly and yield to people walking.



Look left, right, and left again at all intersections.



Walk your bike across busy streets.



Obey all stop signs and red lights.