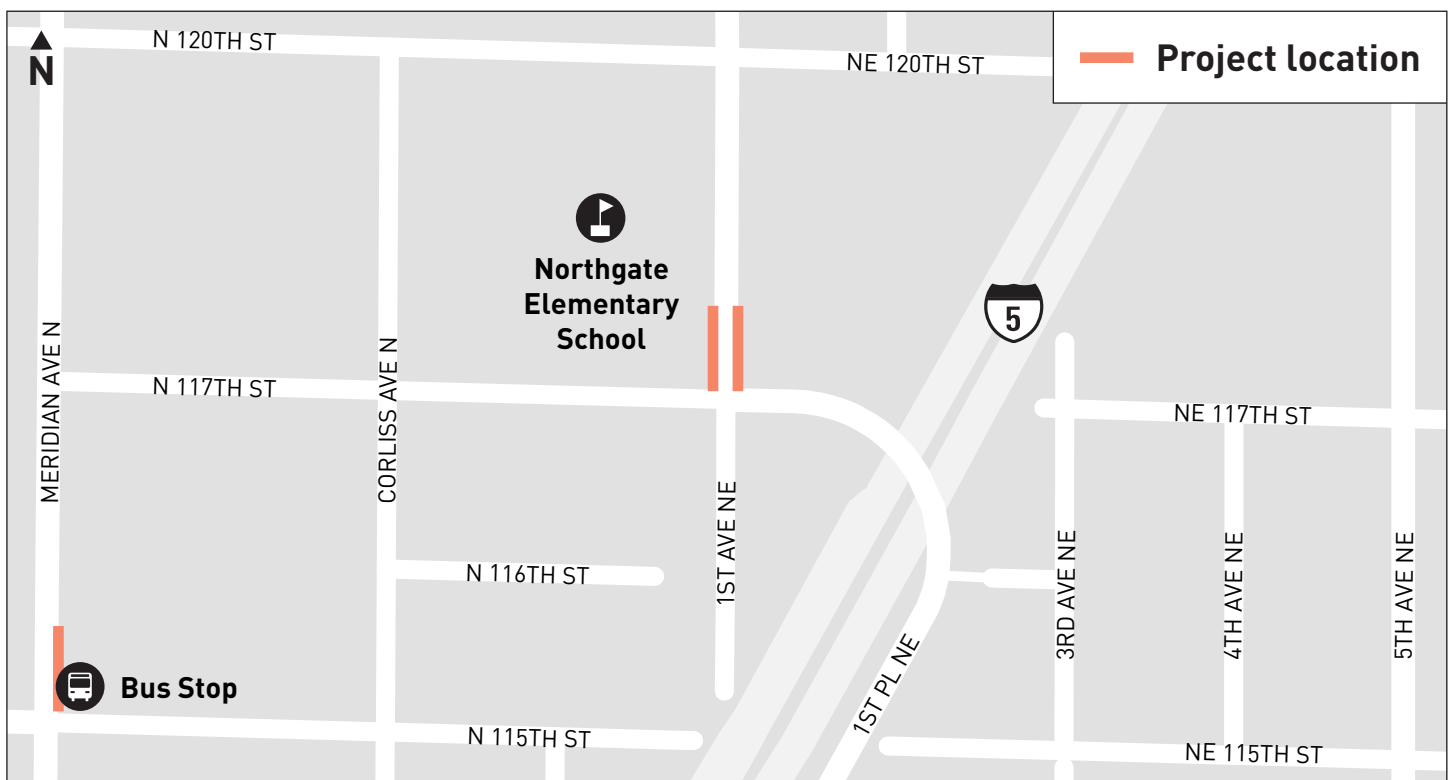


# LEARNING LANDSCAPES

Safe Routes to School is partnering with Seattle Department of Education and Early Learning and Seattle Public School's Northgate Elementary for a Learning Landscapes pilot project. By installed designs on a sidewalk that will provide a cognitively stimulating environment, our hope is that children will engage in play and conversation that will support their development and prepare them for school. Children will have the opportunity to develop language, spatial awareness, and gross motor functioning that will help them build a foundation for success in school.

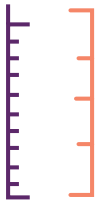


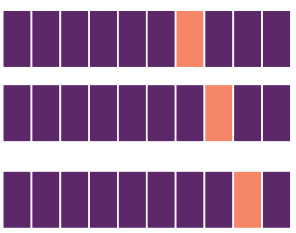



**Seattle**  
Department of  
Transportation



**Seattle**  
Department of Education  
& Early Learning



	DESCRIPTION	PROMPTS*
	<b>Ruler</b> challenges children to see how far they can jump. By having both metric and US standard measurements, they can make this spatial comparison.	<ul style="list-style-type: none"> <li>• How far can you walk in 5 steps?</li> <li>• How many feet can you jump on one leg?</li> <li>• How many meters can you stretch holding hands with a friend?</li> </ul>
	<b>Shape Walk</b> challenges children to create a new pattern by jumping each time they go through. Younger students can practice identifying shapes and colors and build vocabulary around what shapes/ colors/sizes are the same or different and why.	<ul style="list-style-type: none"> <li>• Can you find a way to go through the puzzle only stepping on one color?</li> <li>• Can you find a way to go through the puzzle only stepping on one shape?</li> <li>• Mix color, shapes, and number of feet!</li> </ul>
	<b>Jumping Feet</b> morphs everyday hopscotch into an executive functioning activity. Shoe prints encourage children to jump, developing their ability to control impulses and think flexibly as they match the random pattern and think about their next step	<ul style="list-style-type: none"> <li>• Hop on one foot when the circle has two feet.</li> <li>• Hop on two feet when the circle has one foot.</li> <li>• Hop on your left foot when the hopscotch shows the right foot.</li> <li>• Hop on your right foot when it shows the left foot.</li> </ul>
	<b>Base 10</b> is the foundation for a strong number sense, especially useful for visual learners. Students can think about what number goes in the hundreds, tens, and one places. They can also use this to learn times tables and division math facts by hopping on various multiples and multiplying or dividing as they hop. Students practice foundational aspects of algebra by finding the missing number. Younger students can practice their addition and subtraction by jumping in various directions.	<ul style="list-style-type: none"> <li>• Jump on two different numbers and add them, subtract them, divide them, and multiply them!</li> <li>• Can you jump on all the multiples of 9?</li> <li>• Jump to number 28, 39, 64, 71, 88.</li> </ul>
	<b>Letter Scramble</b> encourages children to spell words as they go through the space. Younger students can also work on identifying letters and sounds, as well as vowels and consonants.	<ul style="list-style-type: none"> <li>• There are 503 many words in this scramble, can you find them all?</li> <li>• Can you find words in languages other than English?</li> <li>• Can you spell enough words to make a sentence?</li> <li>• How many words can you find in one minute?</li> </ul>