

29.3
2015 EUI

Energy Use Intensity (EUI)
is your building's annual energy use (all fuel types) per square foot (sf) in kBtu/sf.

SIR LANCELOT APARTMENTS

2015 ENERGY PERFORMANCE PROFILE


763 BELMONT PL E, SEATTLE, WA 98102 | Square Feet: 25,538 | Type: **Low-rise Multifamily Building** (1-4 Floors)
Units: 26 | Benchmarking ID: 21640 | EPA Building ID: 3051209

Thank you for benchmarking your building's energy use with the City of Seattle! This energy performance profile shows how your building is doing **year to year**, and how it compares to **similar low-rise multifamily buildings** in Seattle. See the backside for no- and low-cost resources and tips to help improve your building's energy performance.

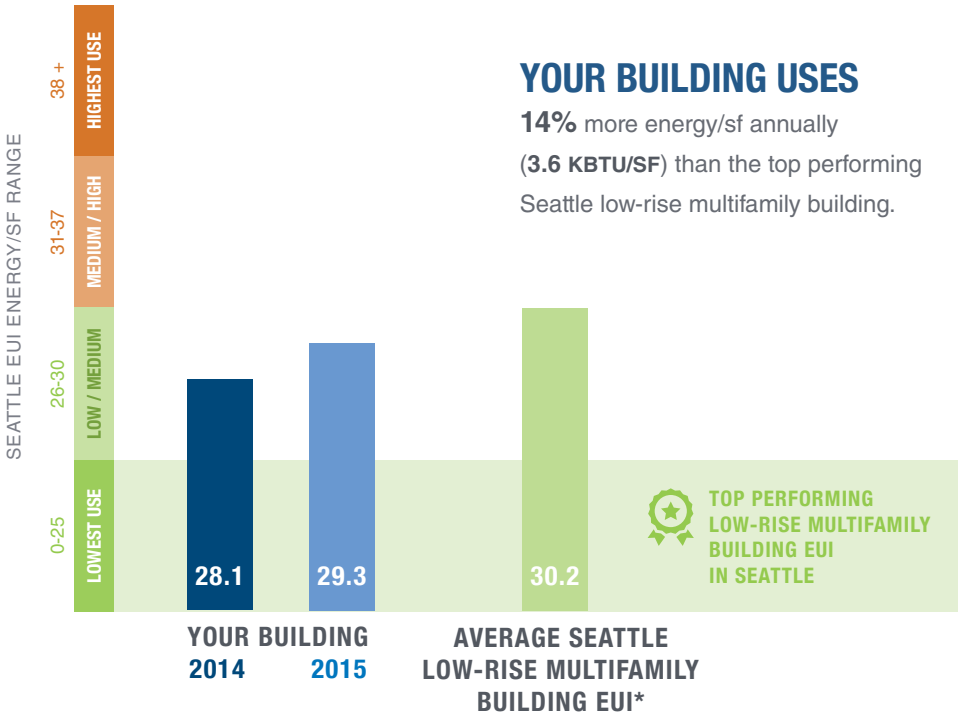
YOU CURRENTLY SPEND

\$0.48 / SF

ANNUALLY ON ENERGY*
or **\$12,200** per year.

 Your building's EUI increased **(1.2 KBTU/SF)** from 2014 to 2015.*

* The information in this report is self-reported and subject to verification. Costs and potential savings are estimated at \$0.0163 per kBtu using the average mix of fuel sources (electric, gas, steam) for a low-rise multifamily building. Average EUI is based on Seattle median EUI, not normalized for weather.



SAVE UP TO \$1,500

EACH YEAR BY REDUCING YOUR EUI TO MEET SEATTLE'S TOP PERFORMING BUILDINGS

That's real money to put back into your building to improve your property, attract new tenants and continue reducing energy bills.

GET STARTED

10% IMPROVEMENT
CAN YIELD UP TO **\$1,200**
in annual energy savings
(EUI of 26.3)

20% IMPROVEMENT
CAN YIELD UP TO **\$2,400**
in annual energy savings
(EUI of 23.4)

 **LEARN HOW**



www.seattle.gov/energybenchmarking

Questions?
energybenchmarking@seattle.gov
206.727.8484

YOUR BUILDING'S PATH TO IMPROVEMENT

Take advantage of low and no-cost options to optimize your building's assets, increase its marketability and reduce annual energy costs.

1. GET FREE LIGHT BULBS

and installation of energy-efficient LED bulbs for tenant units. Energy saving advanced power strips, shower heads and faucet aerators are also available.

Seattle City Light

www.seattle.gov/light/benchmarkMF

2. UPGRADE TO ENERGY EFFICIENT LIGHTING

and controls in common areas, parking garages and tenant spaces for significant cost savings. Qualifying businesses can save up to 70% on project costs through rebates.

Seattle City Light

www.seattle.gov/light/benchmarkMF

3. GET ENERGY EFFICIENT WINDOWS & INSULATION

to improve tenant comfort, reduce noise and increase the value of your building. If electric heat, contact Seattle City Light. If gas heat, contact Puget Sound Energy.

Seattle City Light

www.seattle.gov/light/benchmarkMF

Puget Sound Energy

www.pse.com/multifamilyretrofit

IT ALL STARTS WITH A CALL!

Our Energy Advisors are ready to help you find the best ways to get started reducing your building's energy costs.



206.684.3800

ENERGY STAR® FOR MULTIFAMILY PROPERTIES

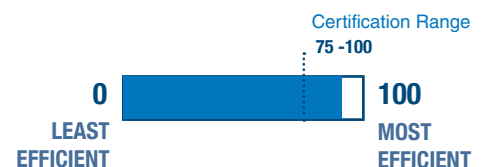


The ENERGY STAR score (for multifamily with 20+ units) shows your building's energy performance as a whole by taking the number of floors, bedrooms and units per SF into account. Scores of 75 or higher may be eligible to apply for certification.

Learn more at www.energystar.gov/multifamily

YOUR SCORE **91**

Congratulations! Get certified to promote your success with customers and tenants!



MULTIFAMILY TENANTS LOOKING FOR GREEN!

A recent survey by the National Multifamily Housing Council found that 75% of tenants are interested in the green certifications of the building they live in and are even willing to pay more rent for it. Check out these Seattle case studies for inspiration to learn how a market rate apartment, affordable housing, senior living residence and a luxury condo all made green improvements: www.bit.ly/seattlebenchmark

WE WANT YOUR FEEDBACK

Did you find the information in this Performance Profile useful? Please let us know. Take a short survey at:

www.surveymonkey.com/r/2016benchmark