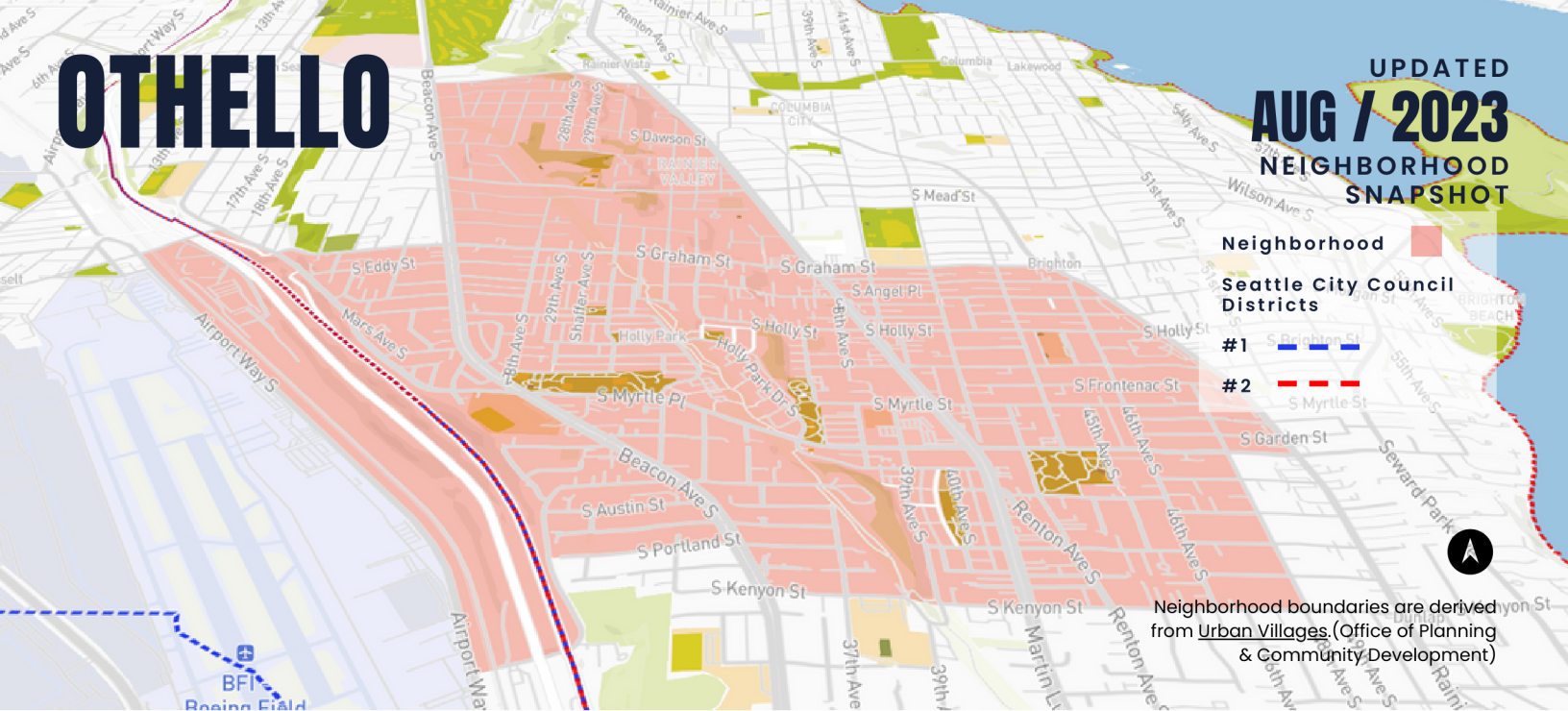
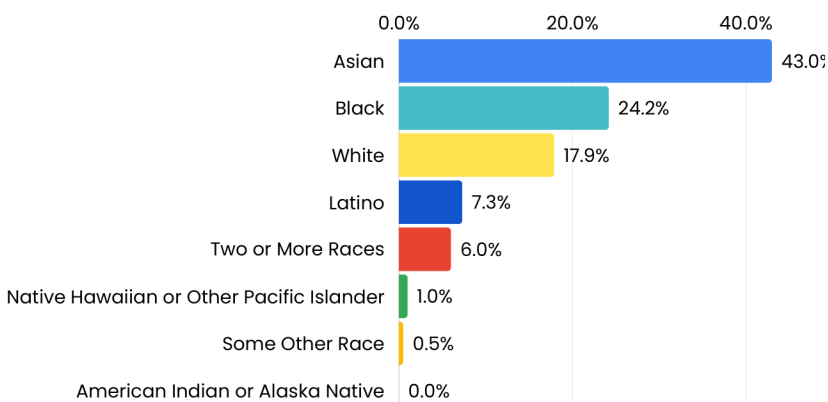


OTHELLO

UPDATED
AUG / 2023
NEIGHBORHOOD
SNAPSHOT



RACE & ETHNICITY



BLACK, INDIGENOUS, & PEOPLE OF COLOR (BIPOC)

82.1% vs. **37.8%**
In this area Citywide

	In this area	Citywide
Median household income	\$71,649	\$105,391
Renter households	46.6%	54.8%
High school or higher	79.7%	95.5%
Bachelor's degree or higher	32.7%	65.9%

LANGUAGES

Languages you should consider when communicating with residents in this neighborhood :

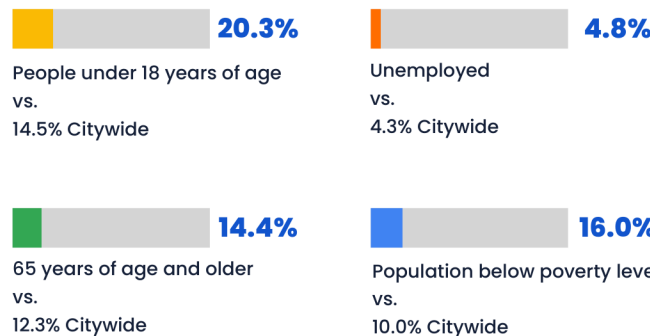
MANDARIN, CANTONESE, VIETNAMESE, SOMALI, AMHARIC, TIGRINYA, OROMO, TAGALOG, SPANISH, OTHER ASIAN OR PACIFIC ISLAND LANGUAGES

Languages from 2015 5 year and 2021 5-year ACS

This is not a complete list of languages spoken in this area. To obtain information about the city's top-tier languages or if you need advice for providing language services, please contact the [City of Seattle Office of Immigrant and Refugee Affairs Language Access Program](#).

Percentage of residents speaking a language other than English at home (age 5 and older)

57.9% vs. **22.1%**
In this area Citywide



Source: 2021 5-year American Community Survey (ACS) estimates

Contact us for questions about the Neighborhood Snapshots!

Department of Neighborhoods
seattleneighborhoods@seattle.gov
(206) 684-0464

Contact us for questions about demographic data!

Office of Planning & Community Development
opcd@seattle.gov
(206) 386-1010

Contact us for questions about languages!

Office of Immigrant & Refugee Affairs
oir@seattle.gov
(206) 727-8515



Seattle