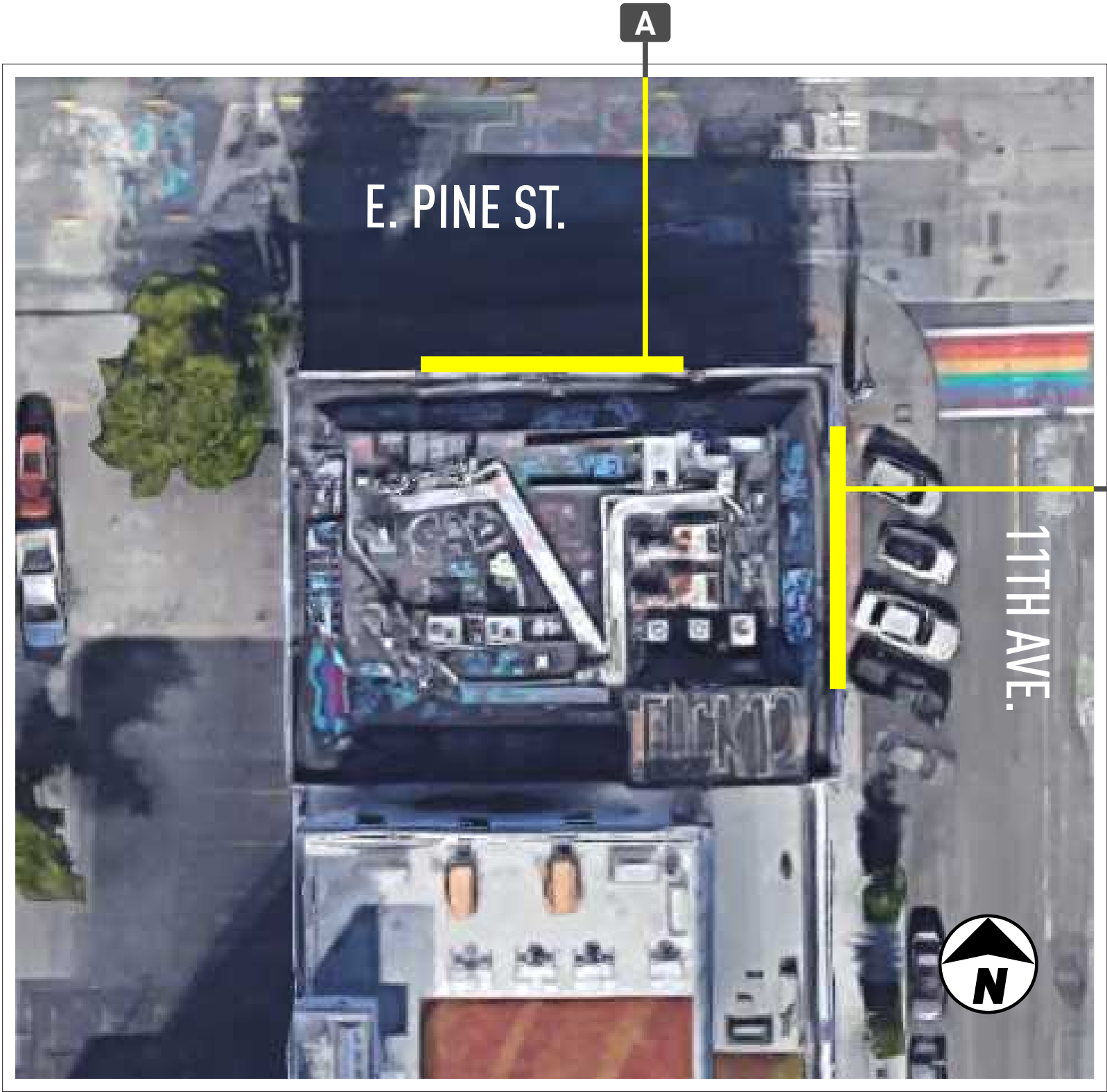




LEGACY COMMERCIAL - PINE BLDG.
1535 11TH AVE.
SEATTLE, WA



SITE MAP
NTS

SEATTLE
727 South 96th Street
Seattle WA 98108
206-623-3100
heathnorthwest.com



CLIENT:
LEGACY COMMERCIAL - PINE BLDG.
1535 11TH AVE.
SEATTLE, WA

PRODUCTION
READY

ACCOUNT EXECUTIVE:
TEMPLE VOORHEES
DESIGNER:
BMB
DATE:
7/14/2022



© 2022 by Ramsay Signs, Inc.

These plans are the exclusive property of Ramsay Signs, Inc. the original work of its design team. They are submitted to your company for the sole purpose of your consideration of whether to purchase these plans or to purchase from Ramsay Signs, Inc. a sign manufactured according to these plans. Distribution or exhibition of these plans to anyone other than employees of your company, or use of these plans to construct a sign similar to the one embodied herein, is expressly forbidden. In the event that such exhibition occurs, Ramsay Signs Inc. expects to be reimbursed 15% of the total project value in compensation for time and effort entailed in creating these plans.

L73 Grounding and Bonding Statement for each permanently connected sign the following statement or equivalent "This sign is intended to be installed in the accordance with the requirements of Article 600 of the National Electrical Code and/or other applicable local codes. This includes proper grounding and bonding of the sign" should be either directly marked on the sign or label attached to the sign, included in the installation instructions, or provided on a separate sheet or tag shipped with the sign. The location of the disconnect switch after installation shall comply with Article 600.6 (A) (1) of the National Electrical code.

APPROVAL:
ACCOUNT EXECUTIVE

CLIENT

LANDLORD

DESIGN NUMBER:
22-269-R4


JOB ORDER NUMBER:
x

OPTION #1

PAN-CHANNEL LETTERING EXAMPLES



EXISTING
NTS



PROPOSED NEW RACEWAY SIGN BAND
NTS

FABRICATION SPECIFICATIONS

1	RACEWAY	CONSTRUCTION	FABRICATED ALUMINUM
		RACEWAY COLOR	PER COLOR KEY (P1)(P2)(P3)
		MOUNTING	1" STANDOFFS TO EXISTING FASCIA

SCOPE OF WORK

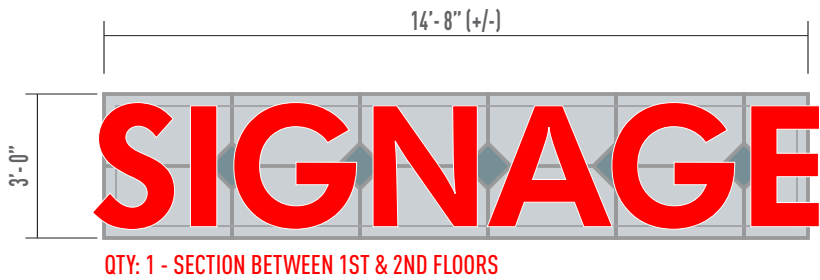
MANUFACTURE AND INSTALL NEW S/F NON-ILLUMINATED RACEWAY CABINET SIGN BANDS. TERRA COTTA FINISH. MOUNT TO NORTH FACING EXISTING BUILDING FASCIA - TERRA COTTA FINISH OVER POURED CONCRETE. ATTACHMENT TO ALIGN WITH GROUT/SEAMS IN FASCIA.

COLOR KEY

P1	PAINT	TO MATCH FAUX TERRA COTTA - (BUILDING FINISH) (TBD)
P2	PAINT	TO MATCH SEAMS IN FASCIA (TBD)
P3	PAINT	TO MATCH DIAMONDS IN FASCIA (TBD)

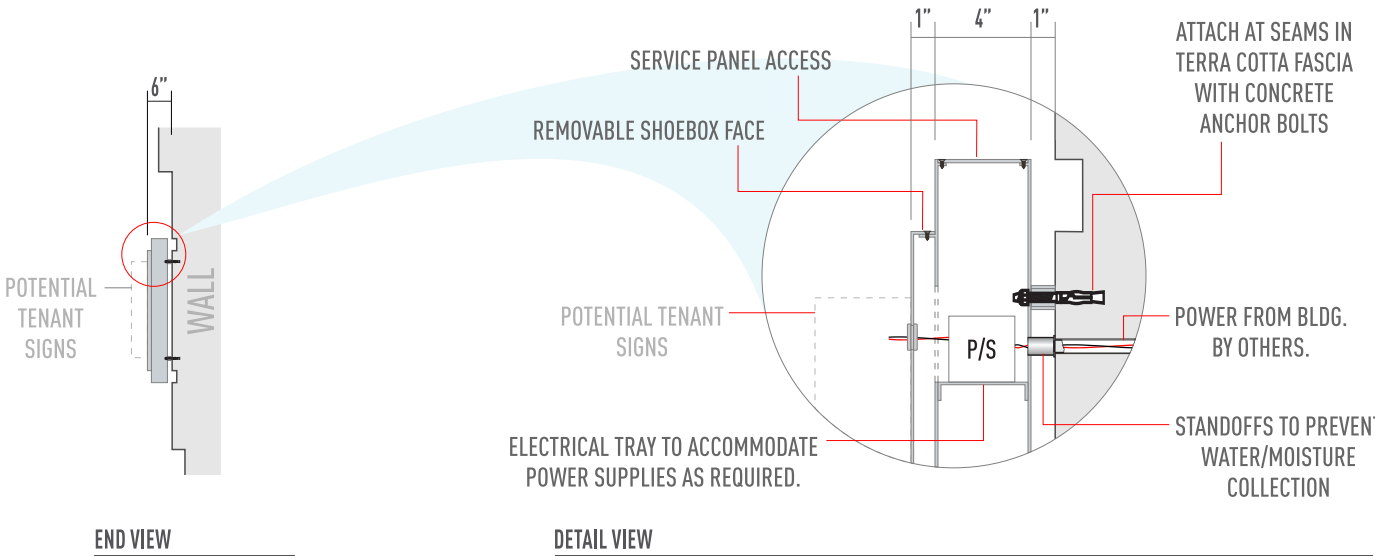
NOTE: THE COLORS DEPICTED ON THIS RENDERING REPRESENT COLOR INTENT ONLY AND MAY NOT MATCH ACTUAL COLORS ON FINISHED PRODUCT. PLEASE REFER TO COLOR CALL-OUTS AND SPECIFIED VENDOR SAMPLES FOR APPROVED COLOR SPECIFICATIONS.

SURVEY REQUIRED TO VERIFY MEASUREMENTS

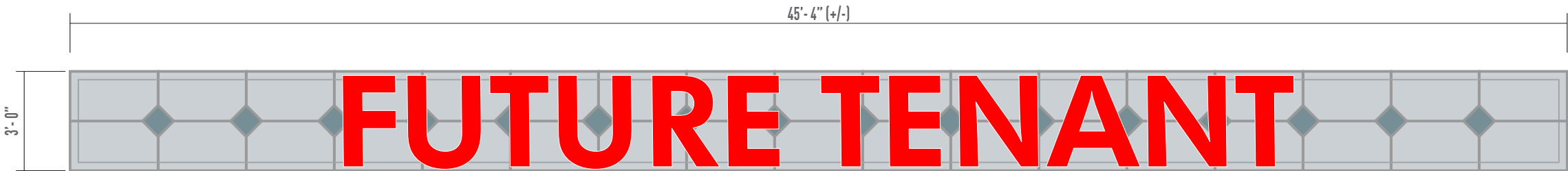


QTY: 1 - SECTION BETWEEN 1ST & 2ND FLOORS

This drawing is intended to depict the “raceway system” only.
Signage shown is for demonstrative purposes only, and is not intended to imply or direct specific colors, content, materials, or fabrication methods of future signage.



SCALE: 1 1/2" = 1'-0"



QTY: 1 - SECTION BETWEEN 2ND & 3RD FLOORS

A S/F NON-ILLUMINATED RACEWAY CABINET SIGN BAND
MANUFACTURE & INSTALL

SCALE: 1/4" = 1'-0"

SEATTLE

727 South 96th Street
Seattle WA 98108
206-623-3100
heathnorthwest.com

CLIENT:
LEGACY COMMERCIAL - PINE BLDG.
1535 11TH AVE.
SEATTLE, WA

**PRODUCTION
READY**

ACCOUNT EXECUTIVE:
TEMPLE VOORHEES

DESIGNER:

BMB

DATE:

7/14/2022



RAMSAY SIGNS IS
A UL RECOGNIZED
MANUFACTURER



© 2022 by Ramsay Signs, Inc.

These plans are the exclusive property of Ramsay Signs, Inc. the original work of its design team. They are submitted to your company for the sole purpose of your consideration of whether to purchase these plans or to purchase from Ramsay Signs, Inc. a sign manufactured according to these plans. Distribution or exhibition of these plans to anyone other than employees of your company, or use of these plans to construct a sign similar to the one embodied herein, is expressly forbidden. In the event that such exhibition occurs, Ramsay Signs Inc. expects to be reimbursed 15% of the total project value in compensation for time and effort entailed in creating these plans.

L73 Grounding and Bonding Statement for each permanently connected sign the following statement or equivalent "This sign is intended to be installed in the accordance with the requirements of Article 600 of the National Electrical Code and/or other applicable local codes. This includes proper grounding and bonding of the sign" should be either directly marked on the sign or label attached to the sign, included in the installation instructions, or provided on a separate sheet or tag shipped with the sign. The location of the disconnect switch after installation shall comply with Article 600.6 (A) (1) of the National Electrical code.

APPROVAL:
ACCOUNT EXECUTIVE

CLIENT

LANDLORD

DESIGN NUMBER:
22-269-R4

JOB ORDER NUMBER:
x

OPTION #2

PAN-CHANNEL LETTERING EXAMPLES

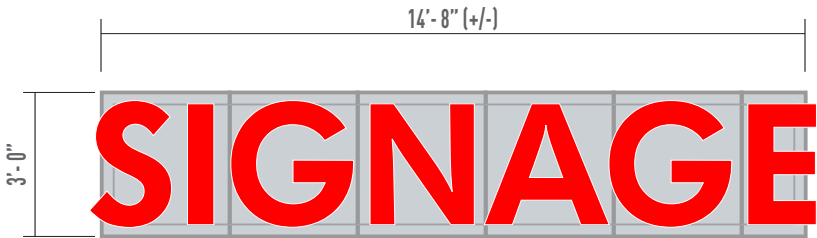


EXISTING
NTS



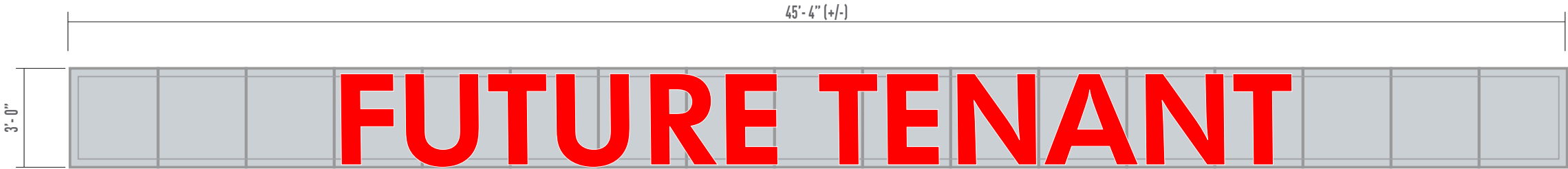
PROPOSED NEW SIGN
NTS

SURVEY REQUIRED TO VERIFY MEASUREMENTS



QTY: 1 - SECTION BETWEEN 1ST & 2ND FLOORS

This drawing is intended to depict the “raceway system” only.
Signage shown is for demonstrative purposes only, and is not intended to imply or direct specific colors, content, materials, or fabrication methods of future signage.



QTY: 1 - SECTION BETWEEN 2ND & 3RD FLOORS

A S/F NON-ILLUMINATED RACEWAY CABINET SIGN BAND
MANUFACTURE & INSTALL

FABRICATION SPECIFICATIONS

1	RACEWAY	CONSTRUCTION	FABRICATED ALUMINUM
		RACEWAY COLOR	PER COLOR KEY (P1)(P2)
		MOUNTING	FLUSH TO EXISTING FASCIA

SCOPE OF WORK

MANUFACTURE AND INSTALL NEW S/F NON-ILLUMINATED RACEWAY CABINET SIGN BANDS. TERRA COTTA FINISH. MOUNT TO NORTH FACING EXISTING BUILDING FASCIA - TERRA COTTA FINISH OVER POURED CONCRETE. ATTACHMENT TO ALIGN WITH GROUT/SEAMS IN FASCIA.

COLOR KEY

P1	PAINT	TO MATCH FAUX TERRA COTTA - (BUILDING FINISH) (TBD)
P2	PAINT	TO MATCH SEAMS IN FASCIA (TBD)

NOTE: THE COLORS DEPICTED ON THIS RENDERING REPRESENT COLOR INTENT ONLY AND MAY NOT MATCH ACTUAL COLORS ON FINISHED PRODUCT. PLEASE REFER TO COLOR CALL-OUTS AND SPECIFIED VENDOR SAMPLES FOR APPROVED COLOR SPECIFICATIONS.

SEATTLE
727 South 96th Street
Seattle WA 98108
206-623-3100
heathnorthwest.com



CLIENT:
LEGACY COMMERCIAL - PINE BLDG.
1535 11TH AVE.
SEATTLE, WA

PRODUCTION
READY

ACCOUNT EXECUTIVE:
TEMPLE VOORHEES
DESIGNER:
BMB
DATE:
7/14/2022



© 2022 by Ramsay Signs, Inc.
These plans are the exclusive property of Ramsay Signs, Inc. the original work of its design team. They are submitted to your company for the sole purpose of your consideration of whether to purchase these plans or to purchase from Ramsay Signs, Inc. a sign manufactured according to these plans. Distribution or exhibition of these plans to anyone other than employees of your company, or use of these plans to construct a sign similar to the one embodied herein, is expressly forbidden. In the event that such exhibition occurs, Ramsay Signs Inc. expects to be reimbursed 15% of the total project value in compensation for time and effort entailed in creating these plans.
L73 Grounding and Bonding Statement for each permanently connected sign the following statement or equivalent "This sign is intended to be installed in the accordance with the requirements of Article 600 of the National Electrical Code and/or other applicable local codes. This includes proper grounding and bonding of the sign" should be either directly marked on the sign or label attached to the sign, included in the installation instructions, or provided on a separate sheet or tag shipped with the sign. The location of the disconnect switch after installation shall comply with Article 600.6 (A) (1) of the National Electrical code.

APPROVAL:
ACCOUNT EXECUTIVE
CLIENT
LANDLORD
DESIGN NUMBER:
22-269-R4
JOB ORDER NUMBER:
x

SCALE: 1/4" = 1'-0"



FABRICATION SPECIFICATIONS		
1	RACEWAY	
	CONSTRUCTION	FABRICATED ALUMINUM
	RACEWAY COLOR	PER COLOR KEY (P1)(P2)
	MOUNTING	FLUSH TO EXISTING FASCIA

SCOPE OF WORK	
MANUFACTURE AND INSTALL NEW S/F NON-ILLUMINATED RACEWAY CABINET SIGN BANDS. TERRA COTTA FINISH. MOUNT TO EAST FACING EXISTING BUILDING FASCIA - TERRA COTTA FINISH OVER POURED CONCRETE. ATTACHMENT TO ALIGN WITH GROUT/SEAMS IN FASCIA.	

COLOR KEY		
P1	PAINT	TO MATCH FAUX TERRA COTTA - (BUILDING FINISH) (TBD)
P2	PAINT	TO MATCH SEAMS IN FASCIA (TBD)
NOTE: THE COLORS DEPICTED ON THIS RENDERING REPRESENT COLOR INTENT ONLY AND MAY NOT MATCH ACTUAL COLORS ON FINISHED PRODUCT. PLEASE REFER TO COLOR CALL-OUTS AND SPECIFIED VENDOR SAMPLES FOR APPROVED COLOR SPECIFICATIONS.		

HEATH NORTHWEST
Distinctive Electrical Advertising Since 1967

SEATTLE

727 South 96th Street
Seattle WA 98108
206-623-3100
heathnorthwest.com

LEGACY COMPANIES

CLIENT:
LEGACY COMMERCIAL - PINE BLDG.
1535 11TH AVE.
SEATTLE, WA

PRODUCTION
READY

ACCOUNT EXECUTIVE:
TEMPLE VOORHEES

DESIGNER:
BMB

DATE:
7/14/2022



© 2022 by Ramsay Signs, Inc.

These plans are the exclusive property of Ramsay Signs, Inc. the original work of its design team. They are submitted to your company for the sole purpose of your consideration of whether to purchase these plans or to purchase from Ramsay Signs, Inc. a sign manufactured according to these plans. Distribution or exhibition of these plans to anyone other than employees of your company, or use of these plans to construct a sign similar to the one embodied herein, is expressly forbidden. In the event that such exhibition occurs, Ramsay Signs Inc. expects to be reimbursed 15% of the total project value in compensation for time and effort entailed in creating these plans.

L73 Grounding and Bonding Statement for each permanently connected sign the following statement or equivalent "This sign is intended to be installed in the accordance with the requirements of Article 600 of the National Electrical Code and/or other applicable local codes. This includes proper grounding and bonding of the sign" should be either directly marked on the sign or label attached to the sign, included in the installation instructions, or provided on a separate sheet or tag shipped with the sign. The location of the disconnect switch after installation shall comply with Article 600.6 (A) (1) of the National Electrical code.

APPROVAL:
ACCOUNT EXECUTIVE

CLIENT

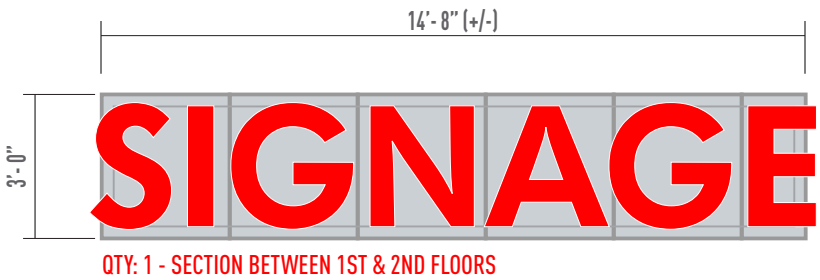
LANDLORD

DESIGN NUMBER:
22-269-R4

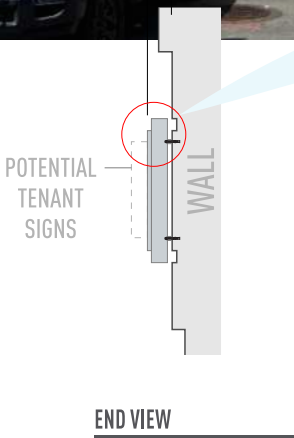
JOB ORDER NUMBER:
x

PAGE # 4 OF 4

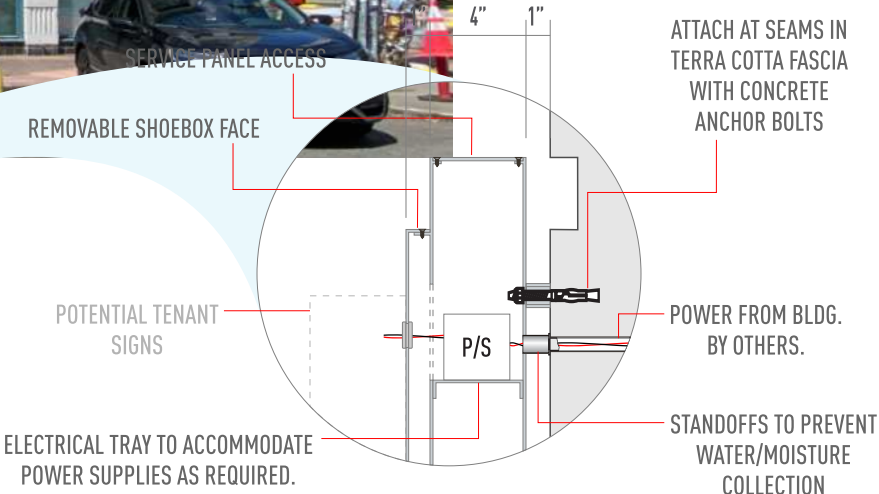
SURVEY REQUIRED TO
VERIFY MEASUREMENTS



QTY: 1 - SECTION BETWEEN 1ST & 2ND FLOORS



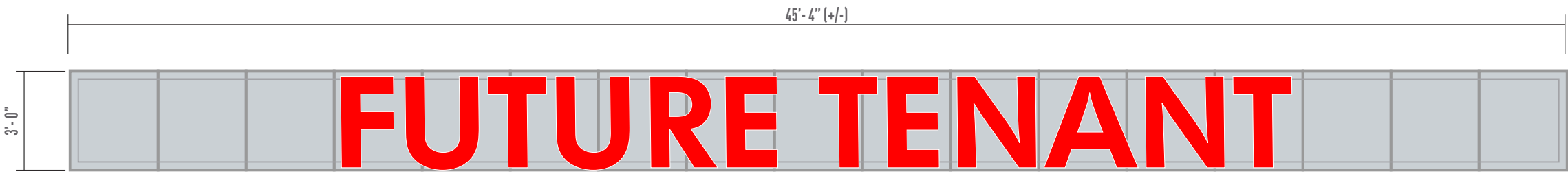
END VIEW



DETAIL VIEW

SCALE: 1 1/2" = 1'-0"

This drawing is intended to depict the "raceway system" only.
Signage shown is for demonstrative purposes only, and is not intended to imply or direct specific colors, content, materials, or fabrication methods of future signage.



QTY: 1 - SECTION BETWEEN 2ND & 3RD FLOORS

B S/F NON-ILLUMINATED RACEWAY CABINET SIGN BAND
MANUFACTURE & INSTALL

SCALE: 1/4" = 1'-0"





Elizabeth Stoner

From: Temple Voorhees <templev@heathnorthwest.com>
Sent: Wednesday, September 7, 2022 3:46 PM
To: Elizabeth Stoner
Subject: RE: Pine -Sign Submittal Landmark
Attachments: 22-269-R4 Legacy Pine Building - SUBMITAL DRAWING.pdf

Hello Liz;

The design of this system is entirely custom to this project. Any pictures will refer to raceways in general, and the job they do "undetected" in the background.

I will look for photos that may somehow apply to what we are doing

I hope the following description will be helpful:

Design intent for this raceway system is for each raceway to mimic the facia as perfectly as possible. Any required penetrations for letter mounting and electrical routing is done on the face of the raceway, rather than into the building itself.

This approach creates a virtually unseen protective barrier, maintaining the integrity of the structure and the facia over decades. The barrier remains effective even if events dictate multiple tenant (sign) changes.

This appearance is to be accomplished by painting each raceway to match the existing terra cotta facia to which it is applied, matching the following:

- Color(s).
- Seam placement.
- Tile Patterning.

The raceways are fabricated entirely of aluminum. This is outlined in the "Fabrication Specifications" in the upper right corner of pages 2 through 4 of our submittal drawings, and consists of:

- Angle aluminum internal framework.
- Sheet aluminum outer skin.

Raceways are to be mounted slightly proud of the facia allowing for water to pass freely behind without puddling. This will protect the facia from moss buildup, decay, and/or staining.

Raceway mounting is as follows:

- Fasteners are to be expansion bolts or HILTI epoxy anchors as required by SDCI for mounting into concrete. One row across top and bottom, spaced at 4'-0" on center.
- A single penetration will also be made behind each raceway for plumbing electricity to the sign(s).
- Fasteners and power penetrations are to align with the grout seams as to cause as little damage as possible to the terra cotta tile, facia.

Thank you,

I look forward to answering any questions.

Temple Voorhees | Heath Northwest
Sales Executive
12830 Interurban Ave S, Tukwila, WA 98168
206.226.0683 mobile