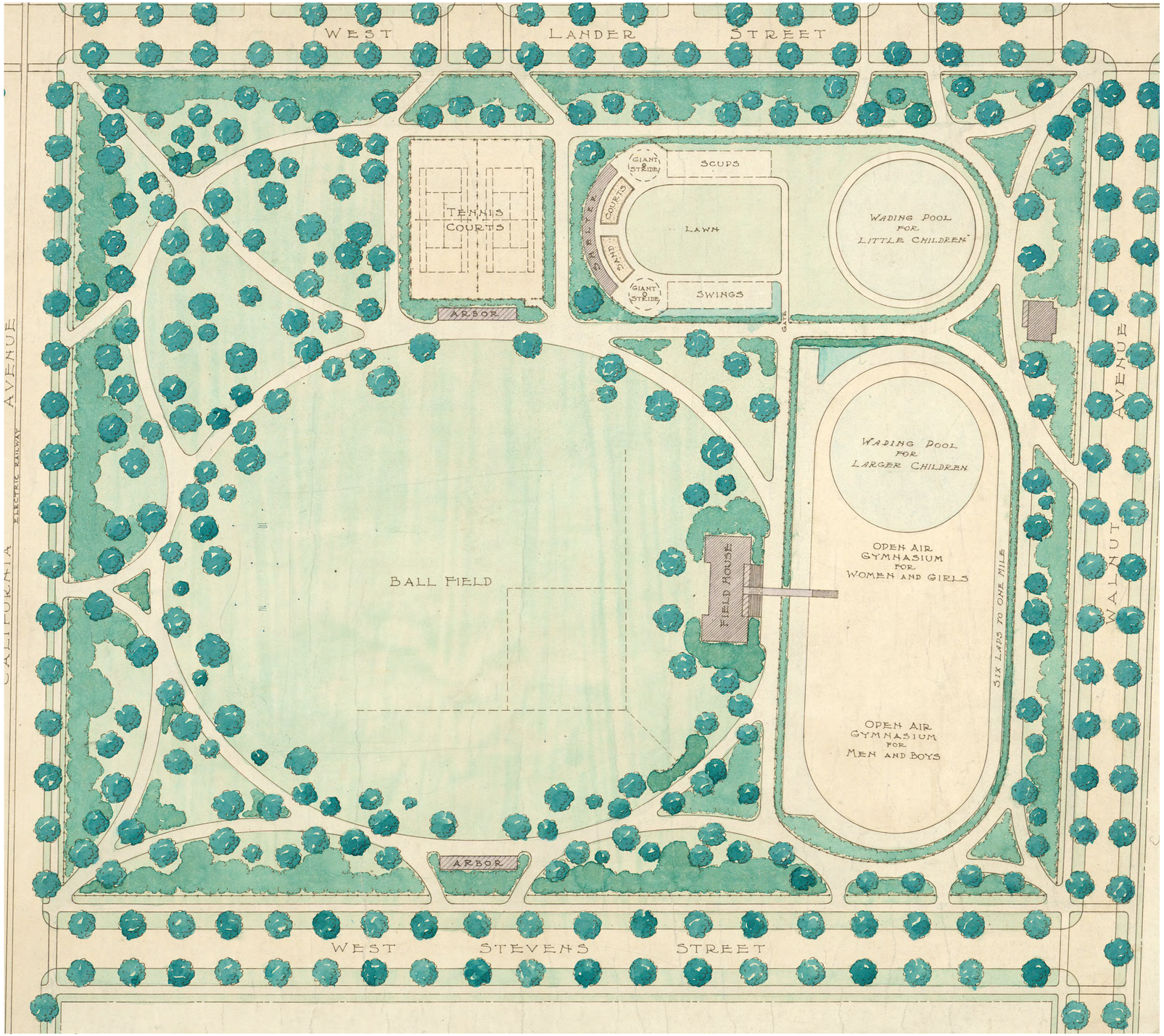


Hiawatha Playfield wading pool 1912 by SMA


May fete at Hiawatha Playfield 1914 by SMA


playgrounds in 1900


Hiawatha Playfield 1912 by SMA


Children at Hiawatha Playfield 1912


Hiawatha Playfield 1912


west-seattle-high-school-2-seattle-1917


Boys exercising at Hiawatha Playfield 1911 by SMA


Baseball game at Hiawatha Playfield 1915 by SMA


Dance class at Hiawatha Playfield circa 1915

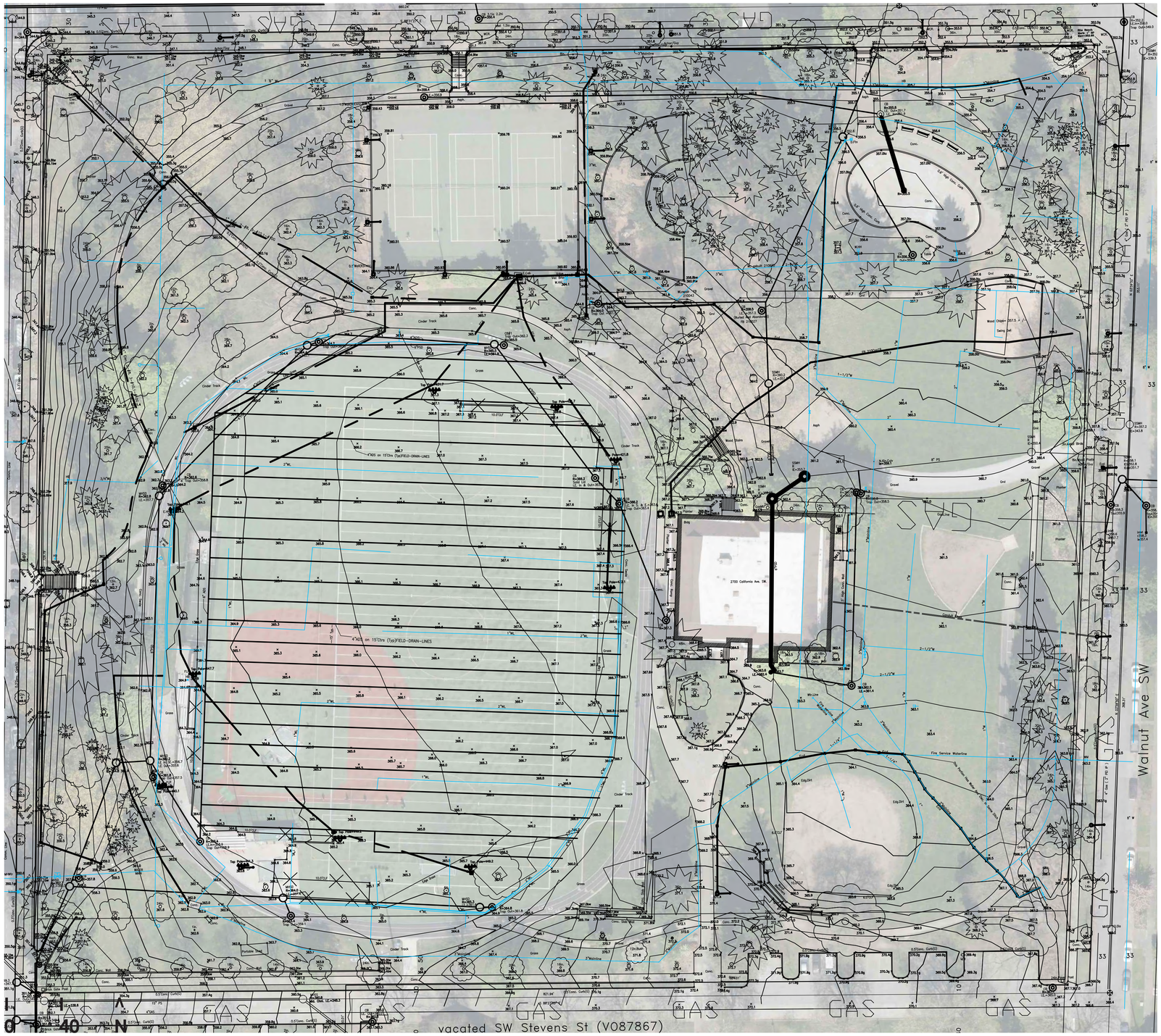
Walnut Ave SW
vacated SW Stevens St (V087867)
2700 California Ave. SW
Cinder Track
Grass
Gravel
Conc.
Asph.
Large Rocks
Wood Chips
Swing Set
Fire Service Waterline
Edg/Dirt
Planter
Bldg.
Wood Stairs
Curb Line
Fence
Gate
GAS
4"ADS on 15'Ctrs (Typ)FIELD-DRAIN-LINES
0 10 40
N


Existing play area


Stones at existing play area


Athletic equipment


Swings


Existing spruce


heritage tree


Irrigation by heritage tree


View to Gym


Edge of lawn


field with shot put

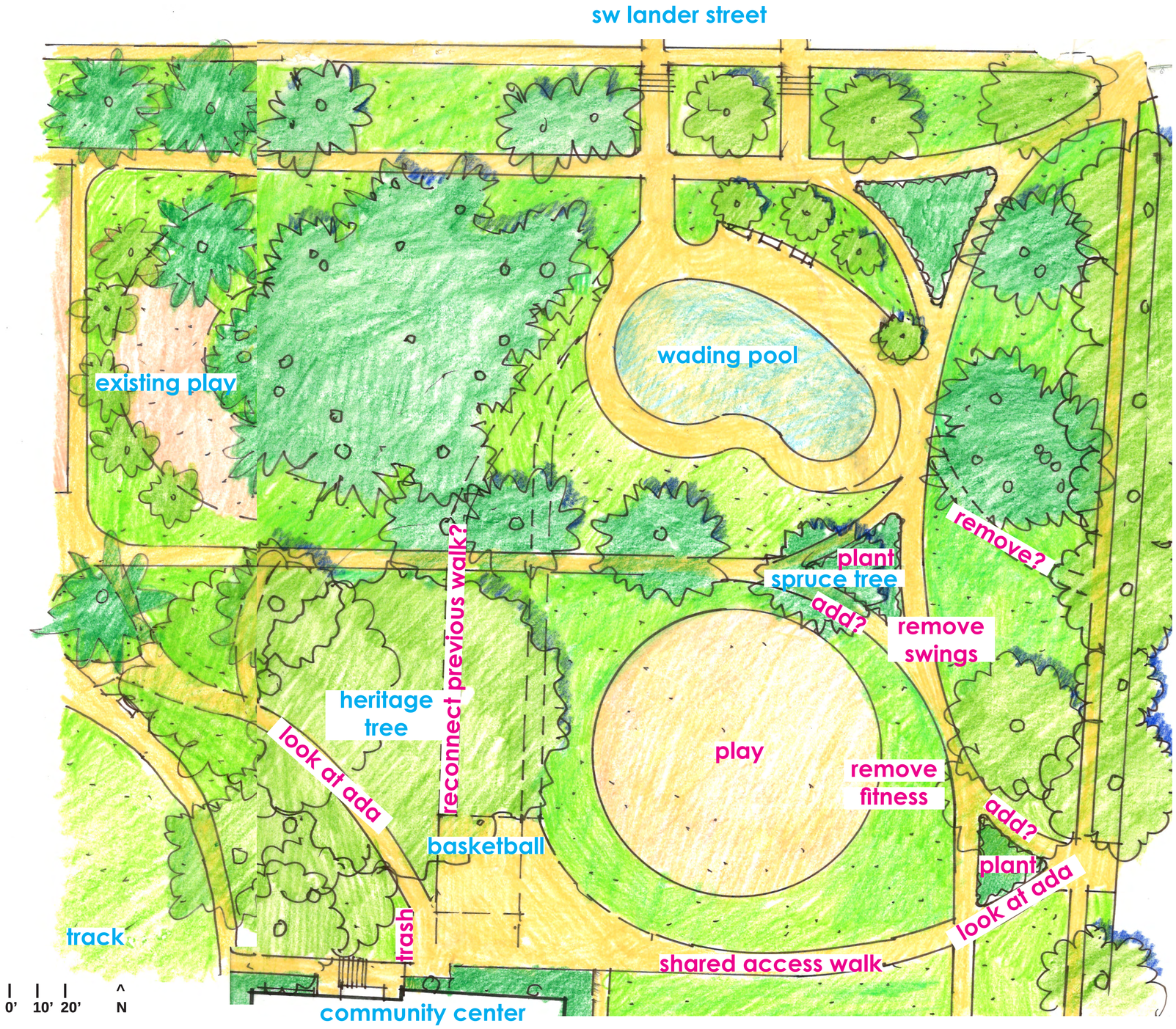

"This area affords space if the land is fairly level, for a baseball field, an athletic field, a fieldhouse, some tennis courts, a little folks' playground, a wading or swimming pool and some lawns and groves with winding walks, ornamental shrubbery and flowers for the general public"

John Charles Olmsted to J. T. Heffernan, October 4, 1910, Job #02690, Seattle Park System. wa.gov).



- reference geometry of original 1910 pathways
- reference original planting plans
- improve accessibility

2018 Olmsted Parks Study

setting up the frame

First exchange:

Then (Olmsted History)

- People were familiar with the history of the park
- People loved the old 25-foot high play equipment!

Setting up the frame (Site Study)

- Some were happy to get out into the sun
- People were concerned to fill up the lawn with play area
- Not many comments about removing fitness equipment
- Few comments about removing the existing swings

Play (Options)

- Lots of parents preferring fewer colors, fewer plastic items, more metal equipment
- Many comments supporting nature play
- Support for tall towers, element of danger
- All slides supported
- Net climbers supported
- Climbing pieces, the taller the better, i.e. element of danger!
- Classic swings were easy
- Support for unique items – the art play piece was popular
- Comment to have music

scheme a

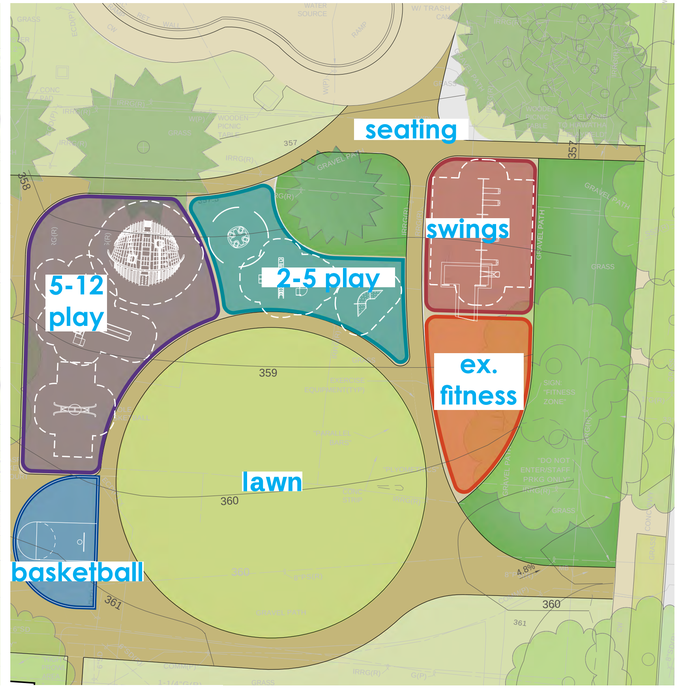

scheme b

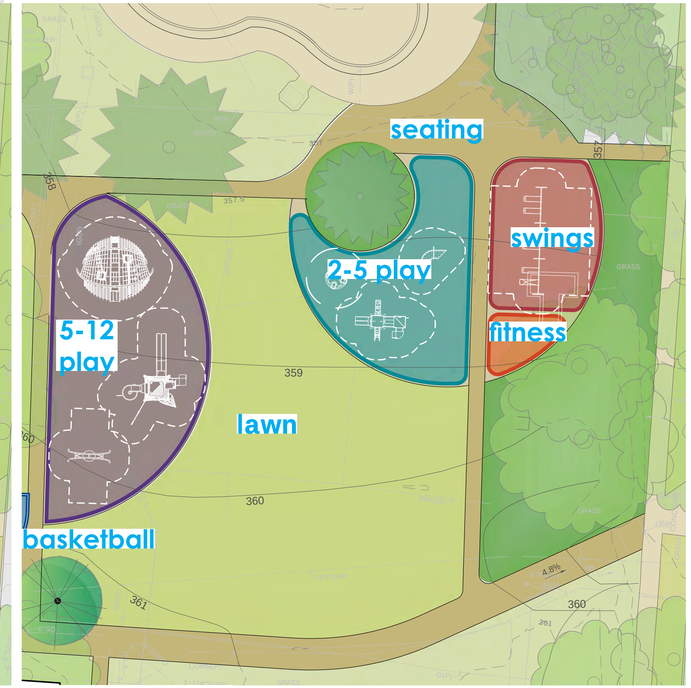

scheme c

Second exchange:

- 2/27 Tot Time, 25+ tots, 25+ parents
- 2/27 evening open house
- West Seattle Blog write up
- Friends of Seattle Olmsted Parks
- Online Survey

Community input

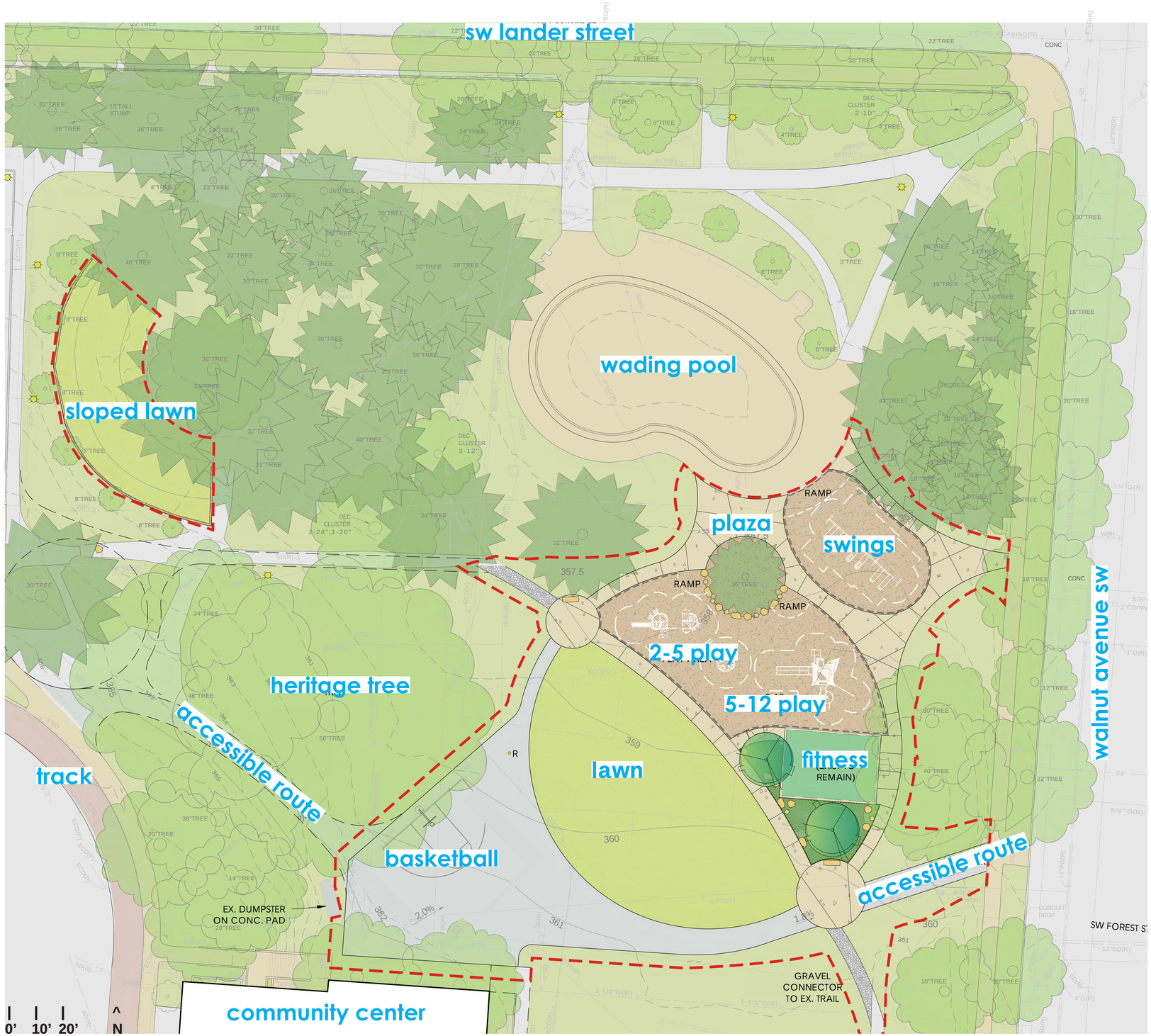

LIMIT OF WORK

EXISTING TREES TO REMAIN
CALIPER SIZE, PER SURVEY

PAVING PER COS STD PLAN 420 WITH THE FOLLOWING EXCEPTIONS:
- SAND-COATED EXP. JOINTS, DEEP TOOLED SCORE JOINTS, NO SHINERS
- LIGHT SANDBLAST FINISH
- SCORING AS INDICATED ON PLAN

ASPHALT PAVING

ASPHALT PAVING

CONCRETE PAVEMENT THICKENED EDGE

ENGINEERED WOOD FIBER PLAY SURFACING

GRAVEL PATH CONNECTOR

GRANITE STONE SLAB

GRANITE BOULDER

R REMOVABLE BOLLARD

EXISTING LIGHT POLE

PARK BENCH

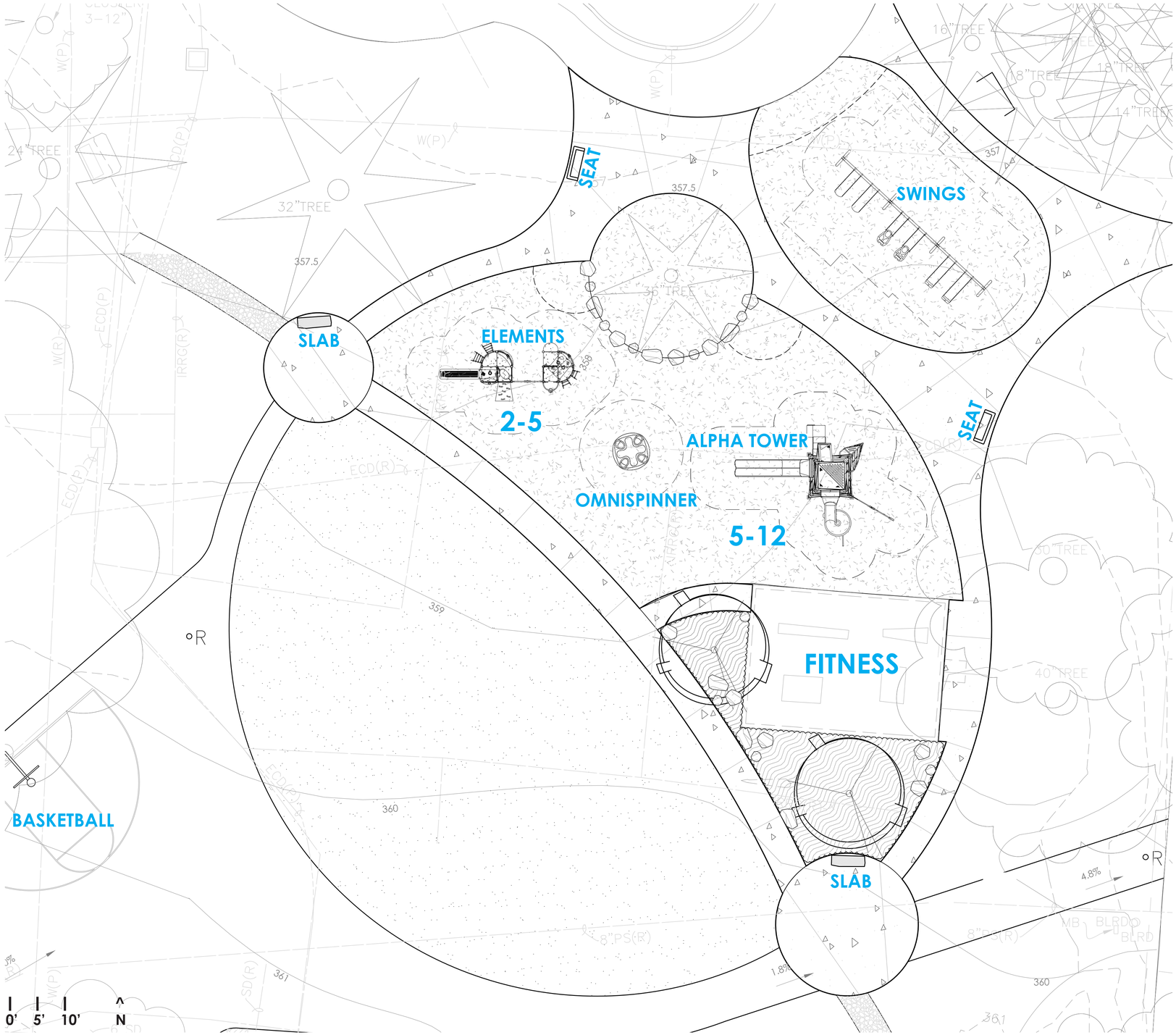

OMNISPINNER
LANDSCAPE STRUCTURES 2-5

ELEMENTS
KOMPAN 2-5

ALPHA TOWER
LANDSCAPE STRUCTURES 5-12

SWINGS 5" POSTS
LANDSCAPE STRUCTURES 2-12

BASKETBALL

SEAT - OLMSTED BENCH

SLAB - GRANITE SLAB