

TACOLISTO

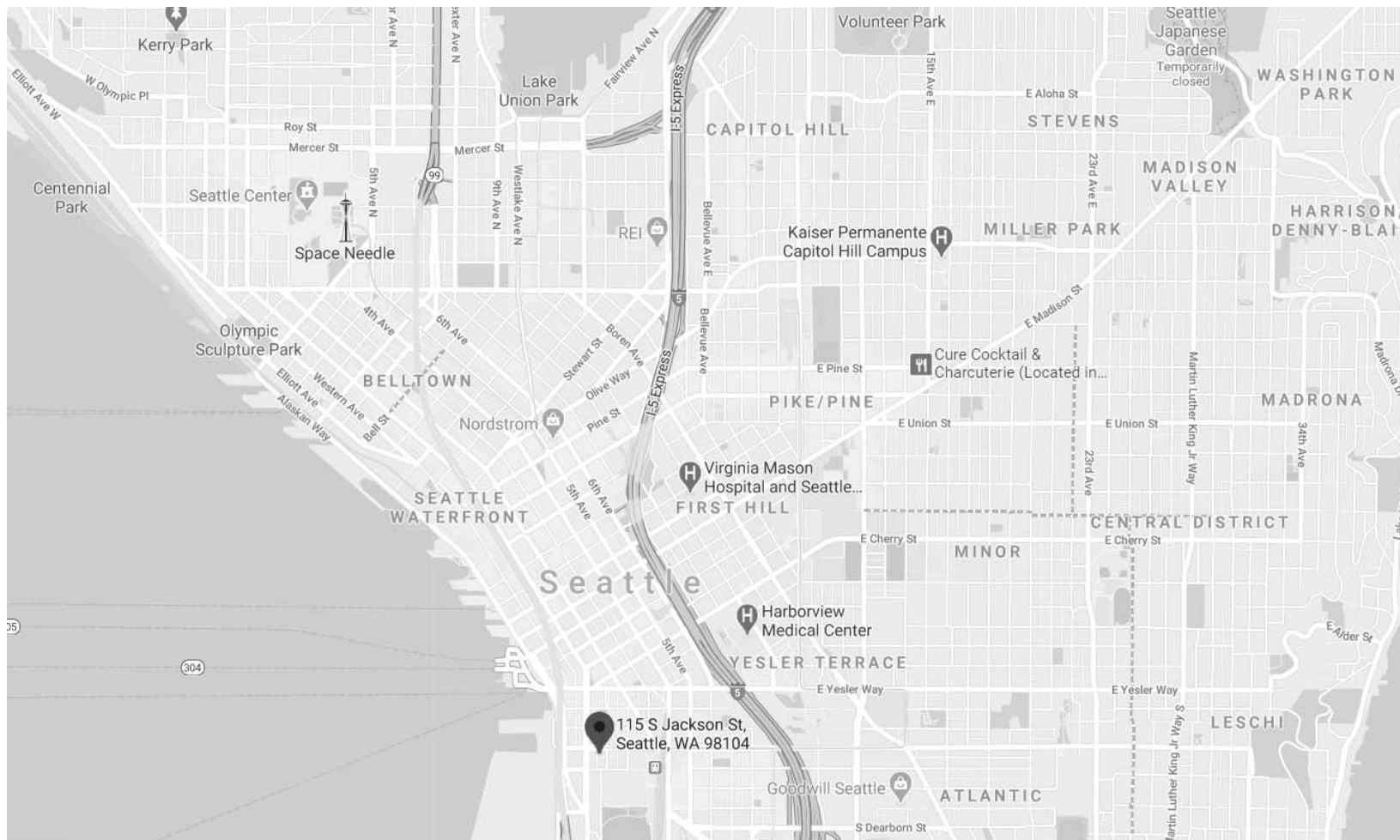
URBAN VILLAGES

119 SOUTH JACKSON STREET
SEATTLE, WASHINGTON 98104

BUILDING AND TENANT INFORMATION

SCOPE OF WORK			
TENANT FIT-OUT OF HISTORIC BUILDING IN FIRST FLOOR TO INCLUDE RESTAURANT AND REAR OUTDOOR CAFE			
JURISDICTION	EXISTING BUILDING	EXISTING SPACE	PROPOSED ALTERATION
	CITY OF SEATTLE		
APPLICABLE CODES	2015 SEATTLE BUILDING CODE 2015 SEATTLE FIRE CODE SEATTLE MECHANICAL CODE W/ WASHINGTON AMMENDMENTS 2017 SEATTLE ELECTRICAL CODE 2015 SEATTLE ENERGY CODE	2015 SEATTLE BUILDING CODE 2015 SEATTLE FIRE CODE SEATTLE MECHANICAL CODE W/ WASHINGTON AMMENDMENTS 2017 SEATTLE ELECTRICAL CODE 2015 SEATTLE ENERGY CODE	2018 SEATTLE EXISTING BUILDING CODE 2018 SEATTLE BUILDING CODE 2018 SEATTLE FIRE CODE SEATTLE MECHANICAL CODE W/ WASHINGTON AMMENDMENTS 2020 SEATTLE ELECTRICAL CODE 2018 SEATTLE ENERGY CODE 2018 SEATTLE PLUMBING CODE ASSEMBLY (A-2)
OCCUPANCY CLASSIFICATION (IBC)	EAST HALF: A-2, WEST HALF: B & M, R-2 FLOORS ABOVE	EAST HALF: (A-2) RESTAURANT	EAST HALF: ASSEMBLY (A-2)
OCCUPANCY CLASSIFICATION (NFPA)	EAST HALF: A-2, WEST HALF: B & M, R-2 FLOORS ABOVE	EAST HALF: BUSINESS (B)	EAST HALF: BUSINESS (B)
TYPE OF CONSTRUCTION	VB	VB	VB
SEPARATED MIXED-USE (IBC/NFPA)	NO	---	---
FLOOR AREA	22,697 SF	FIRST FLOOR 2,849 SF	FIRST FLOOR 2,849 SF
HIGH RISE	NO	NO	NO
COVERED MALL	NO	NO	NO
NUMBER OF STORIES	2 STORY W/BASEMENT + PENTHOUSE	FIRST FLOOR	FIRST FLOOR
FULLY SPRINKLERED & MONITORED	YES	YES	YES
FIRE ALARM SYSTEM	YES	YES	YES

SITE PLAN



KEY PLAN



DIRECTORY

CLIENT
URBAN VILLAGES
1530 16TH STREET, THIRD FLOOR
DENVER, CO 80202
ATTN: GRANT MCCARGO
E-MAIL: GRANT@URBAN-VILLAGES.COM

ARCHITECT
STREETSENSE
140 BETHESDA METRO CENTER, STE 140
BETHEDA, MD 20814
ATTN: HUGO RODRIGUES
PH: 240-479-7194
E-MAIL: HRODRIGUES@STREETSENSE.COM

KITCHEN CONSULTANT
TRIMARK
ATTN: STEVE SMITH
PH: 708-308-6270
E-MAIL: STEVE.SMITH@TRIMARKUSA.COM

GC
JTM CONSTRUCTION
800 MAYNARD AVE SOUTH, #101
SEATTLE, WA 98134
ATTN: CARL WIBERG
PH: 253-279-1139
E-MAIL: CWIBERG@JTMCONSTRUCTION.COM

STRUCTURAL ENGINEER
NAME
ADDRESS 1
ADDRESS 2
ATTN:
PH:
FAX:
E-MAIL

MEP ENGINEER
NAME
ADDRESS 1
ADDRESS 2
ATTN:
PH:
FAX:
E-MAIL

DRAWING INDEX

SHEET NUMBER	SHEET NAME	ISSUANCE 1 - 03/28/2022	ISSUANCE 2 - 04/29/2022	ISSUANCE 3 - 05/27/2022	ISSUANCE 4 - 06/28/22	ISSUANCE 5 - DATE	ISSUANCE 6 - DATE	ISSUANCE 7 - CHECK	ISSUANCE 8 - CHECK	ISSUANCE 9 - CHECK	REVISION 1 - DATE	REVISION 2 - DATE	CURRENT REVISION DATE	CURRENT REVISION
01 GENERAL														
G0.00	COVER SHEET												06/28/2022	
G0.01	CODE ANALYSIS + EGRESS PLAN												06/28/2022	
G0.02	GENERAL NOTES AND SYMBOLS												03/28/2022	
G0.03	GENERAL NOTES												03/28/2022	
G0.04	SPECIFICATIONS												03/28/2022	
G0.05	SPECIFICATIONS												03/28/2022	
G0.06	DOOR SCHEDULES & DETAILS												05/27/2022	
G0.07	PARTITION TYPES												03/28/2022	
G0.08	REFERENCE SCHEDULES & DETAILS												03/28/2022	
G0.09	SITE PLAN												05/27/2022	
G0.10	USE PLAN												06/28/2022	
02 ARCHITECTURE														
A1.00	REFERENCE PLAN												05/27/2022	
A1.01	PARTITION PLAN												05/27/2022	
A1.02	RCP + CEILING FINISH PLAN												05/27/2022	
A1.03	ENLARGED LIGHTING PLAN												05/27/2022	
A1.04	FINISH PLAN												05/27/2022	
A1.05	FURNITURE PLAN												05/27/2022	
A1.06	POWER & COORDINATION PLAN												05/27/2022	
A2.00	BUILDING SECTIONS												03/28/2022	
A2.01	ELEVATIONS												03/28/2022	
A2.02	ELEVATIONS												03/28/2022	
A2.03	ELEVATIONS												05/27/2022	
A2.04	EXTERIOR ELEVATIONS												06/28/2022	
A3.00	ENLARGED PLANS, ELEV. & DETAILS												03/28/2022	
A3.01	ENLARGED PLANS, ELEV. & DETAILS												06/28/2022	
A3.02	ENLARGED PLANS, ELEV. & DETAILS												03/28/2022	
A3.03	ENLARGED PLANS, ELEV. & DETAILS												03/28/2022	
A3.04	ENLARGED PLANS, ELEV. & DETAILS												03/28/2022	
A3.05	ENLARGED PLANS, ELEV. & DETAILS												03/28/2022	
A3.06	ENLARGED PLANS, ELEV. & DETAILS												03/28/2022	
A3.07	ENLARGED PLANS, ELEV. & DETAILS												03/28/2022	
A3.08	ENLARGED PLANS, ELEV. & DETAILS												03/28/2022	
A3.09	ENLARGED PLANS, ELEV. & DETAILS												03/28/2022	
A3.10	ENLARGED PLANS, ELEV. & DETAILS												03/28/2022	
A4.00	MILLWORK DETAILS												03/28/2022	
A4.01	CEILING DETAILS												03/28/2022	
05 KITCHEN														
QF001	FOODSERVICE GENERAL NOTES, LEGENDS, SHEET NAMES												04/29/2022	
QF002	FOODSERVICE GENERAL NOTES, LEGENDS, SHEET INDEX												04/29/2022	
QF100	FOODSERVICE EQUIPMENT PLAN												04/29/2022	
QF200	FOODSERVICE PLUMBING IN-SLAB ROUGH-IN PLAN												04/29/2022	
QF201	FOODSERVICE PLUMBING ABOVE SLAB ROUGH-IN PLAN												04/29/2022	
QF300	FOODSERVICE ELECTRICAL ROUGH-IN PLAN												04/29/2022	
QF400	FOODSERVICE SPECIAL CONDITIONS PLAN												04/29/2022	
06 MECHANICAL														
M000	MECHANICAL COVER SHEET												04/29/2022	
M100	MECHANICAL LEVEL 1 HVAC PLAN												04/29/2022	
M101	MECHANICAL, WELL & ROOFTOP HVAC PLAN												04/29/2022	
M200	CAPTIVE AIRE EQUIPMENT DETAILS												04/29/2022	
M201	CAPTIVE AIRE EQUIPMENT DETAILS												04/29/2022	
M202	CAPTIVE AIRE EQUIPMENT DETAILS												04/29/2022	
M203	CAPTIVE AIRE EQUIPMENT DETAILS												04/29/2022	
M204	CAPTIVE AIRE EQUIPMENT DETAILS												04/29/2022	
07 PLUMBING														
P0.0	PLUMBING COVER SHEET												04/29/2022	
P0.1	PLUMBING GAS RISER DIAGRAM & PLUMBING DIAGRAMS												04/29/2022	
P1.0	PLUMBING SCHEDULES												04/29/2022	
P1.1	PLUMBING TENANT 105-MAIN LEVEL FLOOR PLAN - PLUMBING WATER & GAS												04/29/2022	
P2.1	PLUMBING TENANT 105-MAIN LEVEL FLOOR PLAN 0 PLUMBING WATER & WASTE												04/29/2022	
P5.0	PLUMBING UNDERSLAB EXISTING OVERALL WASTE & VENT RISER DIAGRAM												04/29/2022	
P5.1	PLUMBING OVERALL WASTE & VENT RISER DIAGRAM												04/29/2022	
P6.1	PLUMBING OVERALL WASTE SUPPLY RISER DIAGRAM												04/29/2022	
P7.1	PLUMBING TENANT 105 WASTE & WATER RISER DIAGRAM												04/29/2022	

S.

streetsense.


3 BETHESDA METRO, SUITE 140
BETHESDA, MARYLAND 20814
(P) 301.652.9020 (F) 301.652.9166
© 2020 streetsense architecture, llc.
www.streetsense.com

CLIENT

CONSULTANTS

PROFESSIONAL SEAL

PROFESSIONAL CERTIFICATION:
I HEREBY CERTIFY THAT THESE DOCUMENTS
WERE PREPARED OR APPROVED BY ME, AND
THAT I AM A DULY LICENSED PROFESSIONAL
ARCHITECT UNDER THE LAWS OF THE STATE OF
WASHINGTON



LICENSE NO:20120895 EXP:12/23/2022

ISSUANCES/REVISIONS

#	DESCRIPTION	DATE
1	PERMIT SUBMISSION	03/28/2022
2	HEALTH PERMIT SUBMISSION	04/29/2022
3	PERMIT COMMENTS	05/27/2022
4	PSB PERMIT COMMENTS	06/28/2022

TACOLISTO

119 SOUTH JACKSON STREET
SEATTLE, WASHINGTON 98104

COVER SHEET

G0.00

PROJECT NUMBER		21-220	
DATE		03/28/2022	
MANAGED BY	HR	DRAWN BY	KS
SCALE		12" = 1'-0"	

S.

streetsense.


3 BETHESDA METRO, SUITE 140
BETHESDA, MARYLAND 20814
(P) 301.652.9020 (F) 301.652.9166
© 2020 streetsense architecture, llc.
www.streetsense.com

CLIENT

CONSULTANTS

PROFESSIONAL SEAL

PROFESSIONAL CERTIFICATION:
I HEREBY CERTIFY THAT THESE DOCUMENTS
WERE PREPARED OR APPROVED BY ME, AND
THAT I AM A DULY LICENSED PROFESSIONAL
ARCHITECT UNDER THE LAWS OF THE STATE OF
WASHINGTON



LICENSE NO:20120895 EXP:12/23/2022

ISSUANCES/REVISIONS

#	DESCRIPTION	DATE
1	PERMIT SUBMISSION	03/28/2022
3	PERMIT COMMENTS	05/27/2022

TACOLISTO

119 SOUTH JACKSON STREET
SEATTLE, WASHINGTON 98104

SITE PLAN

G0.09

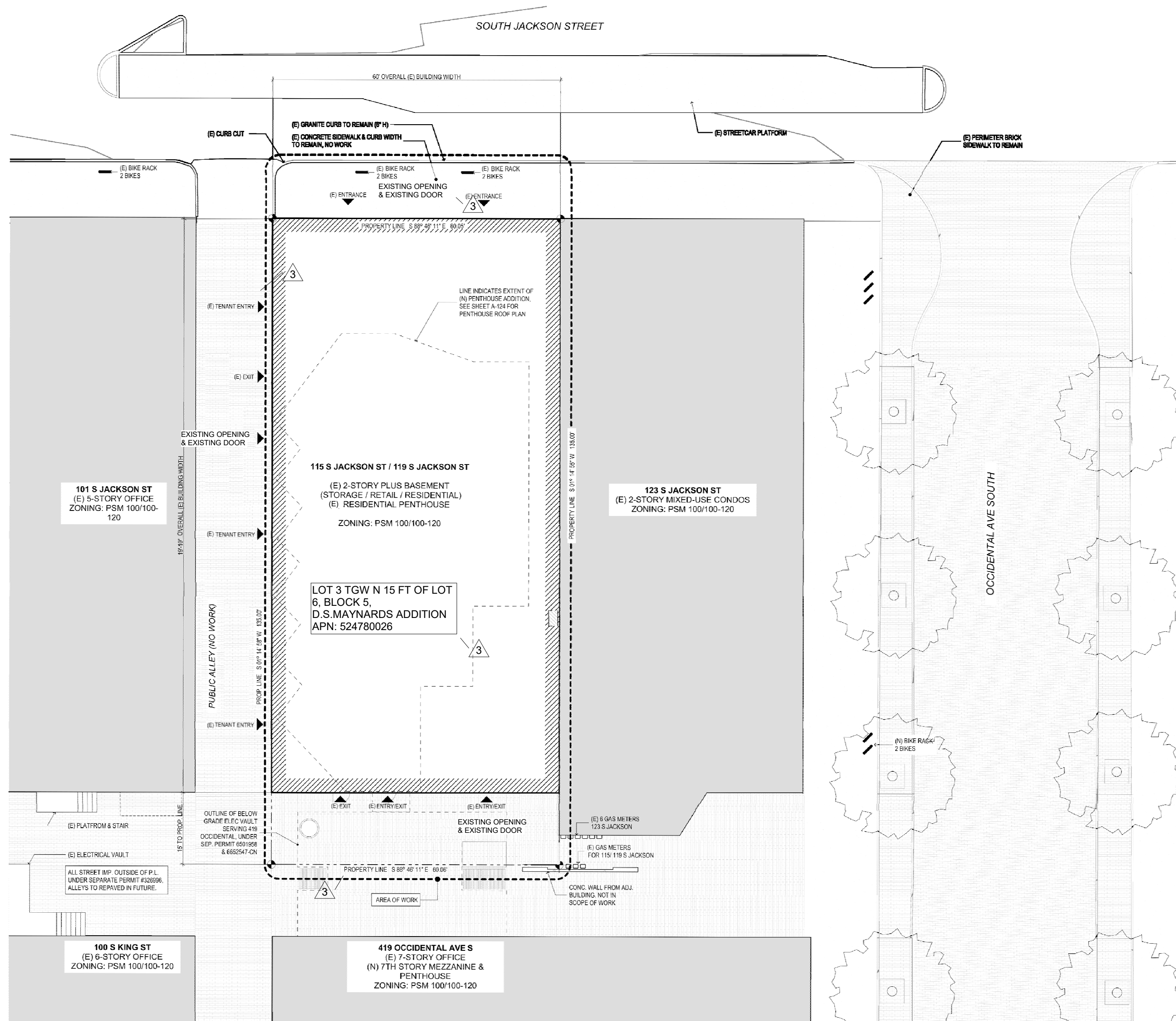
PROJECT NUMBER 21-220

DATE 03/28/2022

MANAGED BY HR DRAWN BY KS

SCALE 1/16" = 1'-0"

streetsense 2020 ©



NOTE: PLAN FROM BASE BUILDING ARCHITECT

1 SITE PLAN
G0.09 NOT TO SCALE



3

S.

streetsense.


3 BETHESDA METRO, SUITE 140
BETHESDA, MARYLAND 20814
(P) 301.652.9020 (F) 301.652.9166
© 2020 streetsense architecture, llc.
www.streetsense.com

CLIENT

CONSULTANTS

PROFESSIONAL SEAL

PROFESSIONAL CERTIFICATION:
I HEREBY CERTIFY THAT THESE DOCUMENTS
WERE PREPARED OR APPROVED BY ME, AND
THAT I AM A DULY LICENSED PROFESSIONAL
ARCHITECT UNDER THE LAWS OF THE STATE OF
WASHINGTON



LICENSE NO:20120895 EXP:12/23/2022

ISSUANCES/REVISIONS

#	DESCRIPTION	DATE
1	PERMIT SUBMISSION	03/28/2022
3	PERMIT COMMENTS	05/27/2022
4	PSB PERMIT COMMENTS	06/28/2022

TACOLISTO

119 SOUTH JACKSON STREET
SEATTLE, WASHINGTON 98104

USE PLAN

G0.10

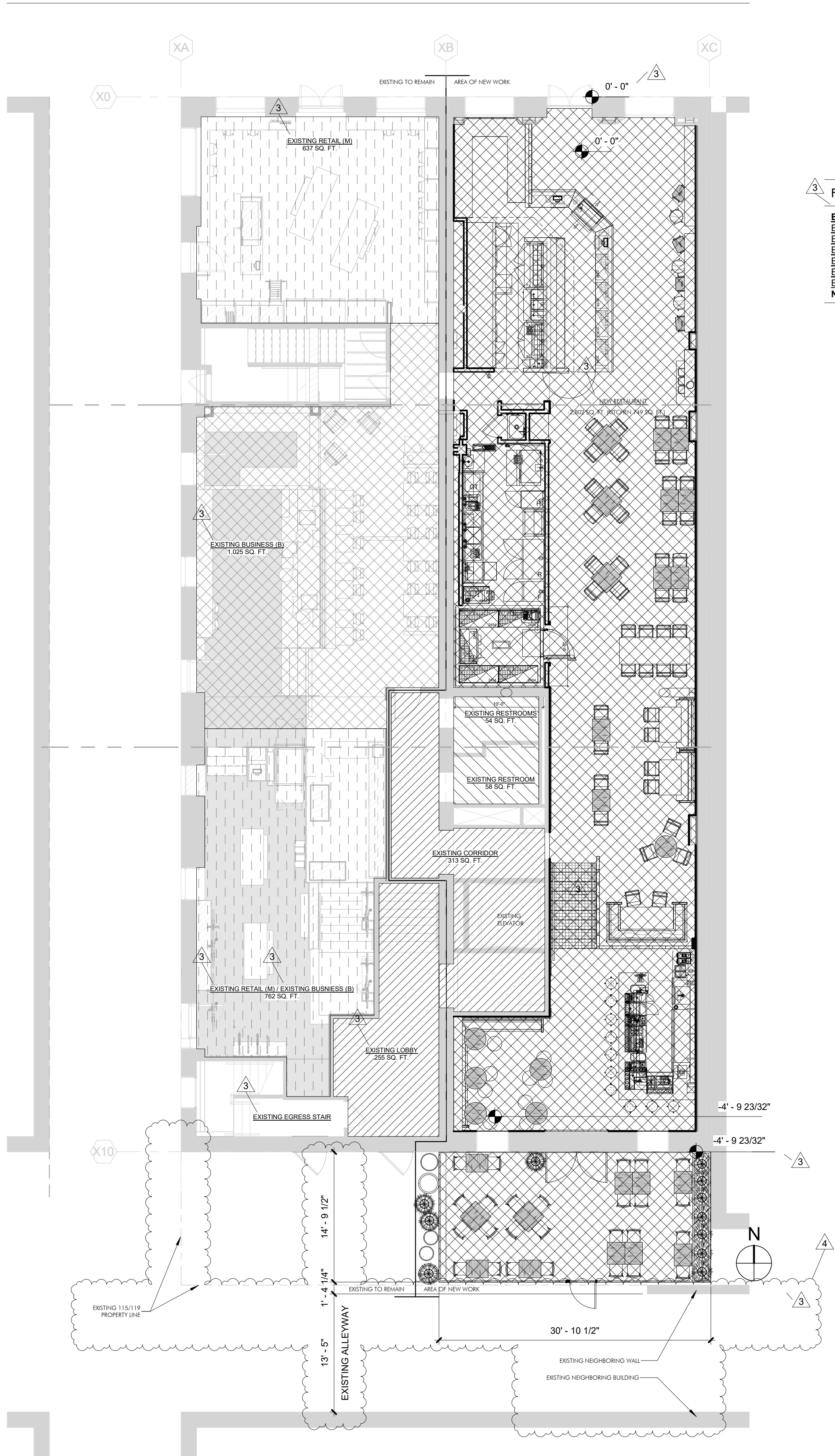
PROJECT NUMBER 21-220

DATE 03/28/2022

MANAGED BY HR DRAWN BY KS

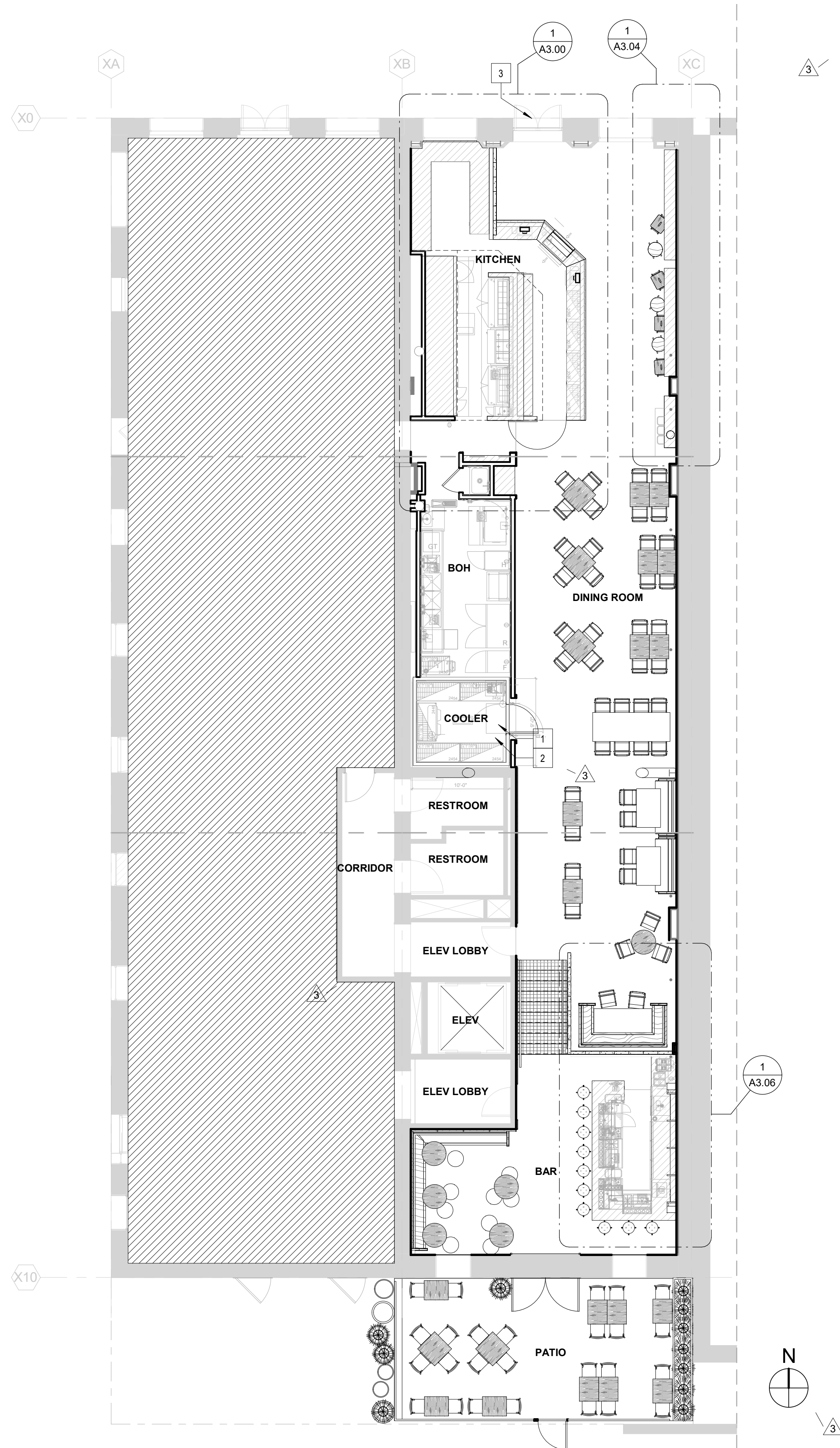
SCALE 1/8" = 1'-0"

streetsense 2020 ©



FIRST FLOOR USE PLAN	
EXISTING RETAIL (M)	- 637 SQ.FT.
EXISTING BUSINESS (B)	- 1,025 SQ.FT.
EXISTING RETAIL (M)/BUSINESS (B)	- 762 SQ.FT.
EXISTING RESTROOM	- 54 SQ.FT.
EXISTING RESTROOM	- 58 SQ.FT.
EXISTING CORRIDOR	- 313 SQ.FT.
EXISTING LOBBY	- 255 SQ.FT.
NEW RESTAURANT (A-2)	- 2,802 SQ.FT. (KITCHEN 749 SQ.FT.)

1 1ST FLOOR - USE PLAN
00.10 1/8" = 1'-0"



1 1ST FLOOR - REFERENCE PLAN
A1.00 1/8" = 1'-0"

KEY NOTES - REFERENCE PLAN

- 1 NEW COOLER BOX TO BE INSULATED WITH MIN. R-25 INSULATION (WALLS, CEILING & DOOR), AS REQUIRED BY SEC SECTION C410.21-#3
- 2 COOLER DOOR TO BE EQUIPPED WITH AN AUTOMATIC DOOR CLOSER THAT WILL FIRMLY CLOSE THE DOOR WHEN ITS WITHIN ONE INCH OF CLOSURE, AS REQUIRED BY C410.21-#1
- 3 GC TO CONFIRM THE SIDEWALK/PAVERS, THRESHOLD AND INTERIOR FLOOR ARE EVEN AND ADA COMPLIANT

REFERENCE PLAN LEGEND

REFER TO AOR PARTITION PLANS
BELOW IS FOR DESIGN INTENT

- EXISTING WALL TO REMAIN
- NEW PARTIAL HEIGHT WALL
- NEW WALL

S.

streetsense.


3 BETHESDA METRO, SUITE 140
BETHESDA, MARYLAND 20814
(P) 301.652.9020 (F) 301.652.9166
© 2020 streetsense architecture, llc.
www.streetsense.com

CLIENT

CONSULTANTS

PROFESSIONAL SEAL

PROFESSIONAL CERTIFICATION:
I HEREBY CERTIFY THAT THESE DOCUMENTS
WERE PREPARED OR APPROVED BY ME, AND
THAT I AM A DULY LICENSED PROFESSIONAL
ARCHITECT UNDER THE LAWS OF THE STATE OF
WASHINGTON



LICENSE NO:20120895 EXP:12/23/2022

ISSUANCES/REVISIONS

#	DESCRIPTION	DATE
1	PERMIT SUBMISSION	03/28/2022
3	PERMIT COMMENTS	05/27/2022

TACOLISTO

119 SOUTH JACKSON STREET
SEATTLE, WASHINGTON 98104

REFERENCE PLAN

A1.00

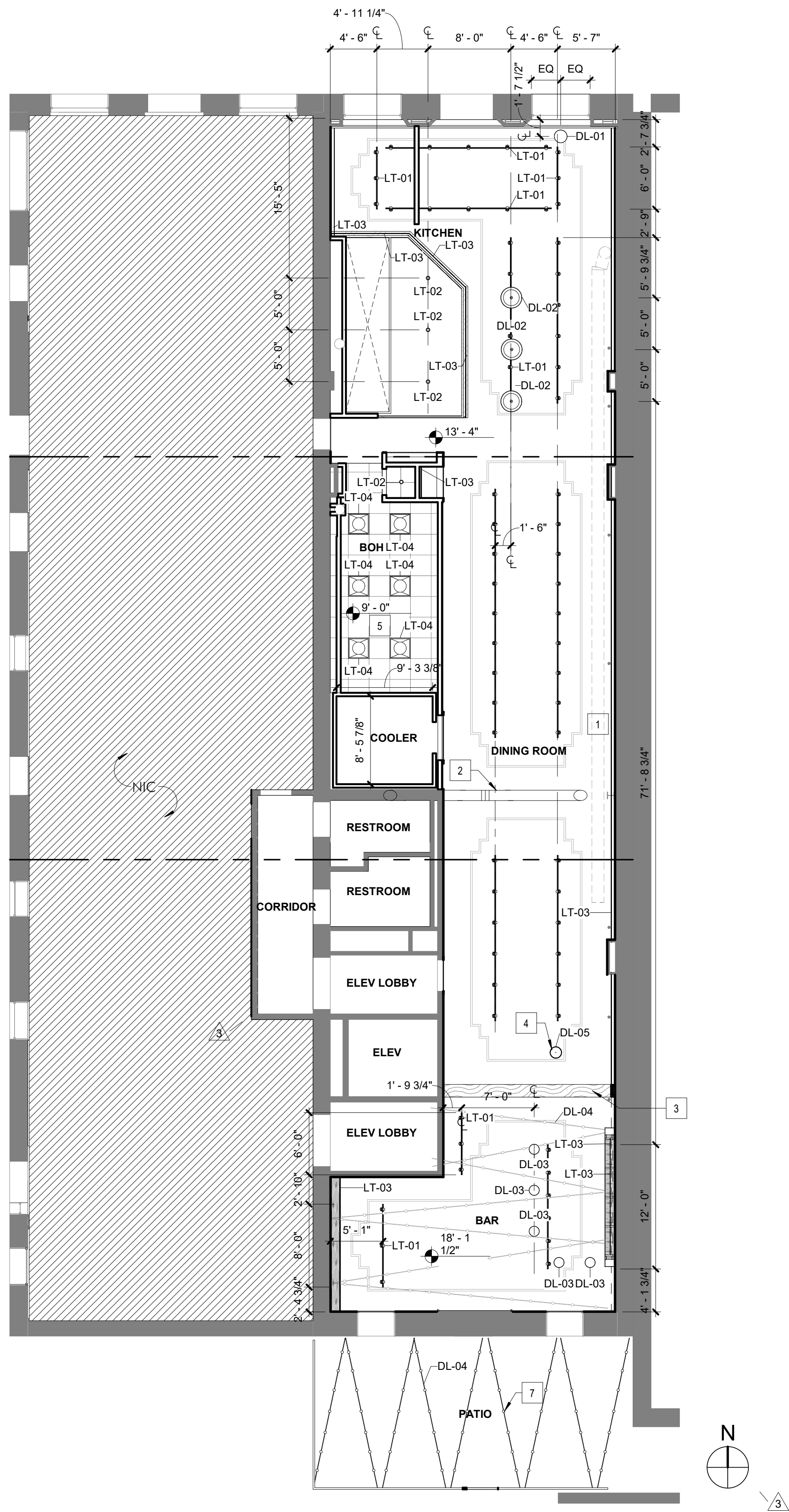
PROJECT NUMBER 21-220

DATE 03/28/2022

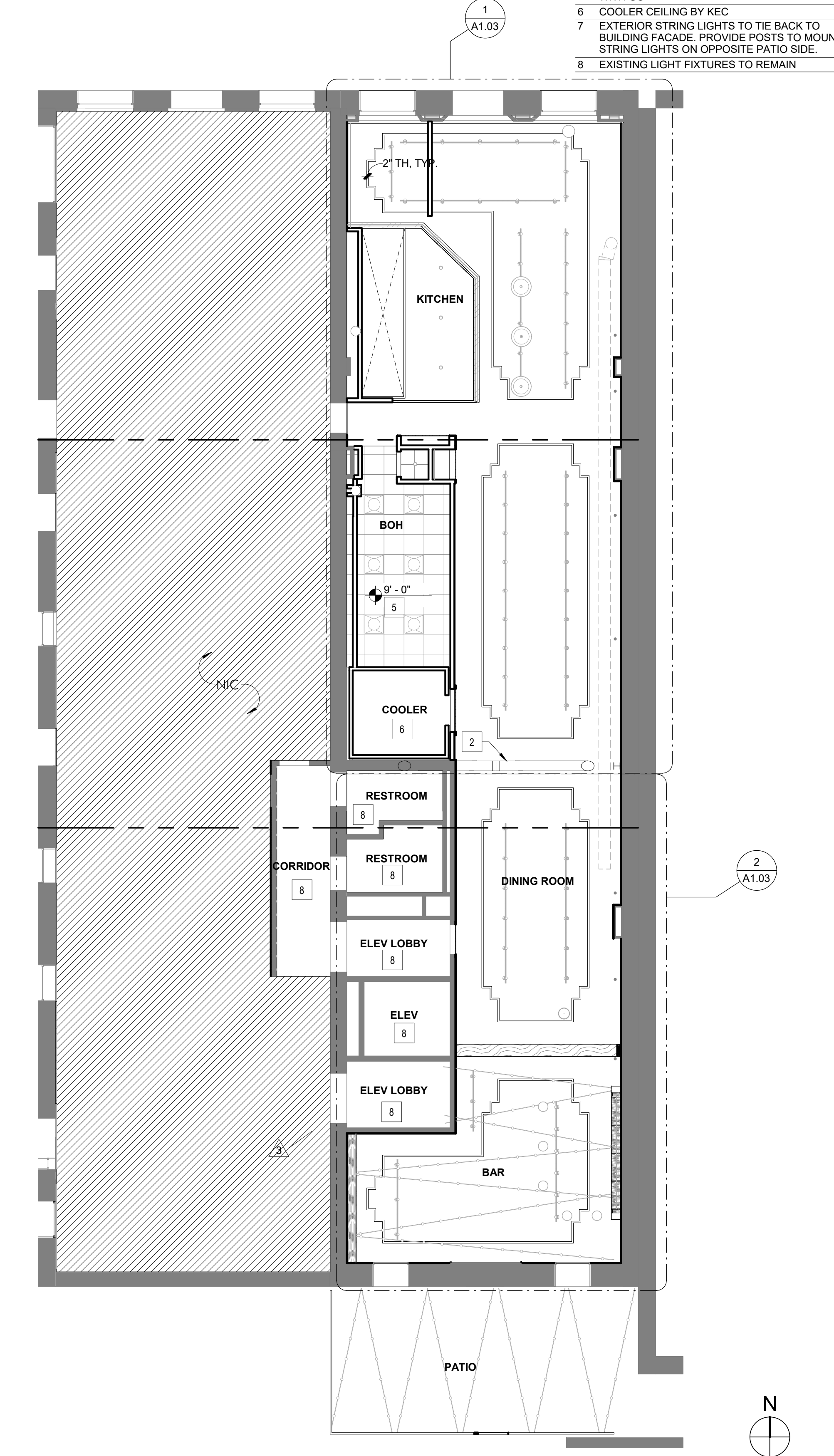
MANAGED BY HR DRAWN BY KS

SCALE As indicated

B:\360\021-220 - Taco Shop - Seattle - 2021-2203 - Seattle Taco Shop - R201.rvt
03/28/2022 11:51:22 PM



2 1ST FLOOR - REFLECTED CEILING PLAN
1/8" = 1'-0"



1 1ST FLOOR - CEILING FINISH PLAN
1/8" = 1'-0"

KEY NOTES - RCP

- 1 EXISTING DUCT WORK. PAINT AS SCHEDULED
- 2 EXISTING PIPE. PAINT AS SCHEDULED
- 3 MILLWORK BEAM
- 4 CENTER PENDANT OVER BOOTH BELOW. V.I.F
- 5 CEILING HEIGHT TO BE COORDINATED IN FIELD WITH GC
- 6 COOLER CEILING BY KEC
- 7 EXTERIOR STRING LIGHTS TO TIE BACK TO BUILDING FACADE. PROVIDE POSTS TO MOUNT STRING LIGHTS ON OPPOSITE PATIO SIDE.
- 8 EXISTING LIGHT FIXTURES TO REMAIN

RCP LEGEND

ACT
GPYSUM BOARD

GENERAL NOTES - RCP

- A CENTER SPRINKLER HEADS AND DIFFUSERS IN CEILING TILE. UNO.
- B ALL DEVICES IN CEILING TO BE PAINTED TO MATCH CEILING COLOR.
- C ALL EXIT SIGNS TO BE CENTERED IN EXIT PASSAGEWAY. UNO.
- D CENTER CEILING GRID IN ALL LOCATIONS. UNO.
- E CENTER SPRINKLER HEADS AND DIFFUSERS IN CEILING TILE. UNO.
- F CENTER ALL DOWNLIGHTS IN CEILING TILE. UNO.
- G ELECTRICAL PLANS ARE FOR CIRCUITING. ARCHITECTURE PLANS ARE FOR LOCATIONS.
- H SUPPORT CEILING SUSPENSION SYSTEM FROM STRUCTURE ABOVE, NOT FROM DUCTWORK, EQUIPMENT, OR PIPING. SPACE HANGERS NOT MORE THAN 6" FROM ENDS AND NOT MORE THAN 4'-0" ON CENTER ON RUNNERS.
- I GC SHALL NOTIFY ARCHITECT OF ANY CLEARANCE ISSUES WITH LIGHT FIXTURES, DEVICES, ETC. AND SHALL NOT MOVE, RELOCATE, OR ADJUST THE LOCATION OF ANY FIXTURES WITHOUT THE ARCHITECT'S APPROVAL.
- J THE GC SHALL SUBMIT A REFLECTED CEILING PLAN WITH ALL SPRINKLER HEAD LOCATIONS FOR REVIEW AND APPROVAL BY ARCHITECT AND BUILDING OWNER PRIOR TO INSTALLATION. THE GC SHALL PROVIDE AND INSTALL ADDITIONAL SPRINKLER HEADS AS REQUIRED BY THE FIRE MARSHALL. THE GC SHALL COORDINATE WITH THE ARCHITECT REGARDING THE LOCATION OF ANY ADDITIONAL SPRINKLER HEADS
- K ALL HVAC COVER PLATES MATERIAL/ FINISH TO BE COORDINATED WITH ARCHITECT UNLESS NOTED OTHERWISE.
- L PROVIDE BLOCKING IN CEILING FOR LIGHTING AND MILLWORK AS NEEDED.

S.

streetsense.

3 BETHESDA METRO, SUITE 140
BETHESDA, MARYLAND 20814
(P) 301.652.9020 (F) 301.652.9166
© 2020 streetsense architecture, llc.
www.streetsense.com

CLIENT

CONSULTANTS

PROFESSIONAL SEAL

PROFESSIONAL CERTIFICATION:
I HEREBY CERTIFY THAT THESE DOCUMENTS
WERE PREPARED OR APPROVED BY ME, AND
THAT I AM A DULY LICENSED PROFESSIONAL
ARCHITECT UNDER THE LAWS OF THE STATE OF
WASHINGTON



LICENSE NO:20120895 EXP:12/23/2022

ISSUANCES/REVISIONS

#	DESCRIPTION	DATE
1	PERMIT SUBMISSION	03/28/2022
3	PERMIT COMMENTS	05/27/2022

TACOLISTO

119 SOUTH JACKSON STREET
SEATTLE, WASHINGTON 98104

RCP + CEILING
FINISH PLAN

A1.02

PROJECT NUMBER 21-220

DATE 03/28/2022

MANAGED BY HR DRAWN BY KS

SCALE As indicated

streetsense 2020 ©

KEY NOTES - FURNITURE

- | | |
|---|---------------------------------|
| 1 | ALL EXISTING FIXTURES TO REMAIN |
|---|---------------------------------|

GENERAL NOTES - FURNITURE

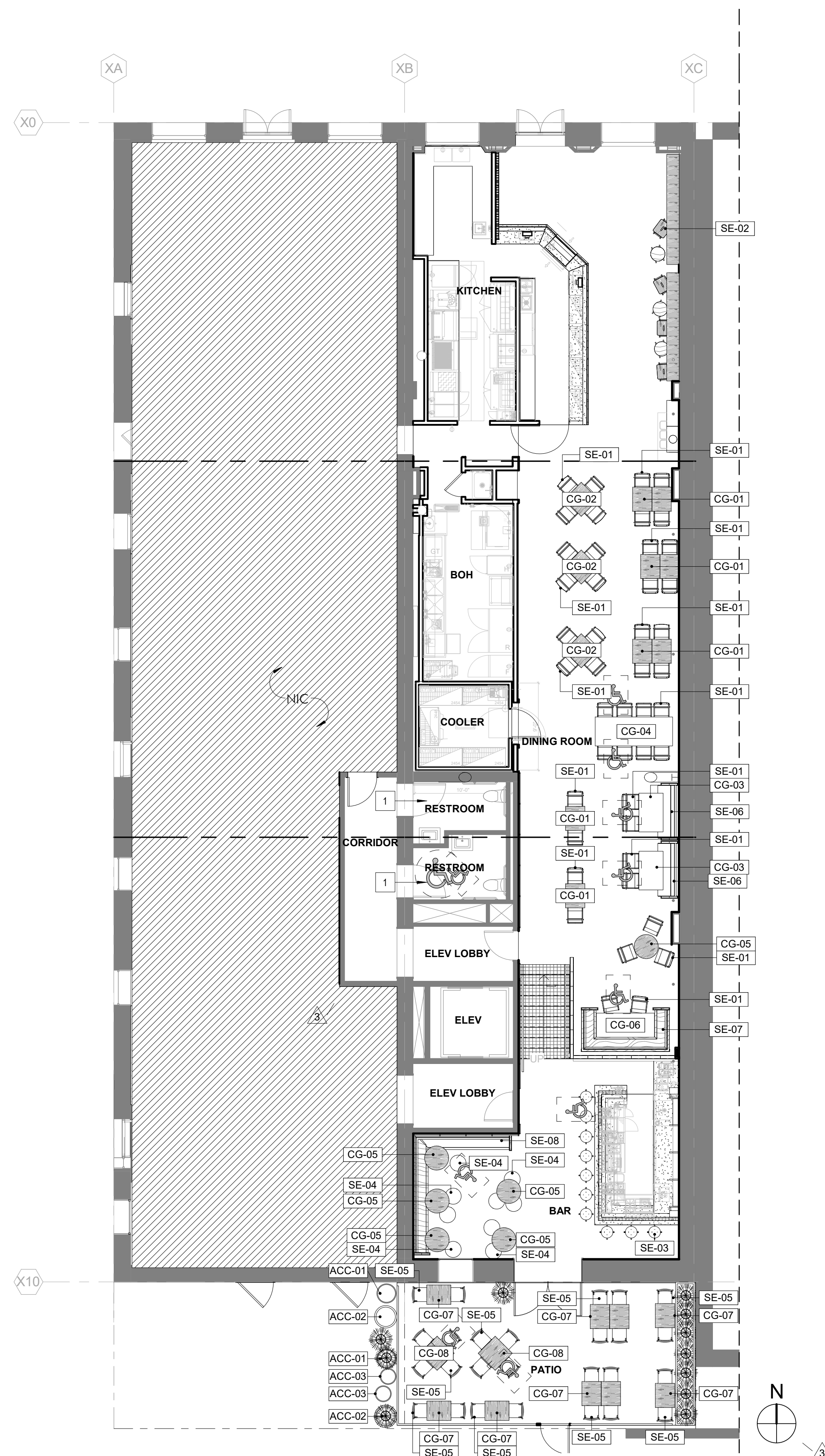
- | | |
|---|--|
| A | STREETSENSE IS NOT RESPONSIBLE FOR COORDINATION OF QUANTITIES, SECURING, OR PURCHASING OF FF&E. IT IS THE OWNER'S RESPONSIBILITY TO CONTACT A PURCHASER TO PROCURE FF&E. REFER TO REFERENCE SPECIFICATIONS. |
| B | FF&E ITEMS TAGGED OR OWNED ARE FOR REFERENCE ONLY. FF&E SPECIFICATION MANUAL TO BE ISSUED SEPARATELY. OWNER AND PURCHASER TO REFER TO FF&E SPECIFICATION MANUAL FOR ALL SPECIFICATIONS, NOTES, AND COORDINATION. |
| C | SPECIFICATIONS ARE FOR DESIGN INTENT ONLY. IT IS THE OWNER'S RESPONSIBILITY TO CONTACT FURNITURE VENDOR/DEALER TO PLACE FINAL ORDER AND COORDINATE LEAD TIMES. IT IS RECOMMENDED THAT ORDERS SHOULD BE PLACED NO LATER THAN 16 WEEKS BEFORE FURNITURE IS NEEDED ON SITE. |
| D | STREETSENSE RECOMMENDS OWNER ORDER ONE (1) OF EACH SEATING TYPE TO CHECK FOR FINISH ACCURACY AND DURABILITY BEFORE PLACING FINAL ORDER. |
| E | REFER TO REFLECTED CEILING PLANS AND COORDINATION PLANS FOR NON-PORTABLE DECORATIVE LIGHTING. |
| F | REFER TO POWER AND COORDINATION PLAN FOR COORDINATION/POWERED FF&E. |

GENERAL NOTES - MILLWORK

- | | |
|---|--|
| A | THE MILLWORKER SHALL INVESTIGATE, VERIFY, AND BE RESPONSIBLE FOR ALL CONDITIONS AND DIMENSIONS OF THE FIXTURES AND SHALL NOTIFY THE DESIGNER ABOUT ANY CONDITION REQUIRING MODIFICATION OR CHANGE. |
| B | SHOP DRAWINGS SHALL BE PROVIDED AS REQUIRED FOR MILLWORK/CUSTOM FINISH AND METAL DETAILS. |
| C | THE GC SHALL COORDINATE WITH MILLWORK (JOINERY) CONTRACTOR AND PROVIDE ALL NECESSARY BLOCKING, FRAMING, HANGERS OR OTHER SUPPORT FOR DECORATIVE LIGHTING, FIXTURES, EQUIPMENT, CABINERY, MILLWORK AND ALL FRAM OR OTHER SUPPORTS REQUIRING THE SAME. |
| D | THE MILLWORK (JOINERY) CONTRACTOR SHALL COORDINATE WITH THE GC FOR ALL CONDITIONS AND REQUIREMENTS FOR THE CONSTRUCTION AND INSTALLATION OF ALL RESPECTIVE DISCIPLINES. |
| E | THE MILLWORK (JOINERY) CONTRACTOR SHALL FIELD VERIFY ALL JOINTS, CONDITIONS AND DIMENSIONS AND NOTIFY DESIGNER PRIOR TO THE FABRICATION OF ANY MILLWORK. |
| F | ALL VENEERS USED FOR PANELING SHALL BE CLASS "A" OR ACCEPTED EQUAL FINE RETARDENT COAT. NO PARTICLE BOARD. |
| G | GRAIN DIRECTION IS HORIZONTAL IN PANELING AND VERTICAL ON STAIRS, DRUM, HALLWAYS, ELEVATOR TRIM (SKIRTING, CORNICE AND DADO RAILING). UNCO. |
| H | ALL CABINET AND CASEWORK INTERIORS SHALL BE FINISHED TO MATCH THE EXTERIOR FINISH. UNCO. |

GENERAL NOTES - ACCESSORIES & ARTWORK

- | | |
|----------|--|
| A | STREET/SENSE IS NOT RESPONSIBLE FOR COORDINATION OF QUANTITIES, SECURING, OR PURCHASING OF FF&E. IT IS THE OWNER'S RESPONSIBILITY TO CONTRACT A PURCHASING/PROCUREMENT AGENT ("PURCHASER") TO PROCURE FF&E. |
| B | ITEMS TAGGED OR SHOWN ARE FOR INSTALLATION REFERENCE ONLY. SPECIFICATION MANUAL TO BE ISSUED SEPARATELY. GC, OWNER, AND PURCHASER TO REFER TO SPECIFICATION MANUAL FOR ALL SPECIFICATIONS, NOTES, RESPONSIBILITIES, AND COORDINATION. |
| C | SPECIFICATIONS ARE FOR DESIGN INTENT ONLY. IT IS THE PURCHASER'S RESPONSIBILITY TO PROCURE ACCESSORIES & ARTWORK AND COORDINATE LEAD TIMES. ORDERS SHOULD BE PLACED NO LATER THAN 16 WEEKS BEFORE ITEMS ARE NEEDED ON SITE. |
| D | PROVIDE IN-WALL BLOCKING AT ALL WALL HUNG ART AND ACCESSORIES SHOWN. |
| E | ALL EXISTING ARTWORK & ACCESSORIES LOCATED WITHIN IN-CONTRACT AREAS WHICH ARE NOT TAGGED IN THESE DOCUMENTS ARE TO BE REMOVED, WALLS AND ALL OTHER AFFECTED SURFACES TO BE PATCHED, REPAIRED, AND PAINTED AS NEEDED FOR APPEARANCE OF UNINTERRUPTED SURFACE. |



1 1ST FLOOR - FURNITURE PLAN
A1.05 1/8" = 1'-0"



streetsense.


3 BETHESDA METRO, SUITE 140
BETHESDA, MARYLAND 20814
(P) 301.652.9020 (F) 301.652.9166
© 2020 streetsense architecture, llc.
www.streetsense.com

CLIENT

CONSULTANTS

PROFESSIONAL SEAL

PROFESSIONAL CERTIFICATION:
I HEREBY CERTIFY THAT THESE DOCUMENTS
WERE PREPARED OR APPROVED BY ME, AND
THAT I AM A DULY LICENSED PROFESSIONAL
ARCHITECT UNDER THE LAWS OF THE STATE OF
WASHINGTON



LICENSE NO:20120895 EXP:12/23/2022

ISSUANCES/REVISIONS

#	DESCRIPTION	DATE
1	PERMIT SUBMISSION	03/28/2022

TACOLISTO

119 SOUTH JACKSON STREET
SEATTLE, WASHINGTON 98104

ELEVATIONS

A2.01

PROJECT NUMBER 21-220

DATE 03/28/2022

MANAGED BY HR DRAWN BY KS

SCALE 3/8" = 1'-0"

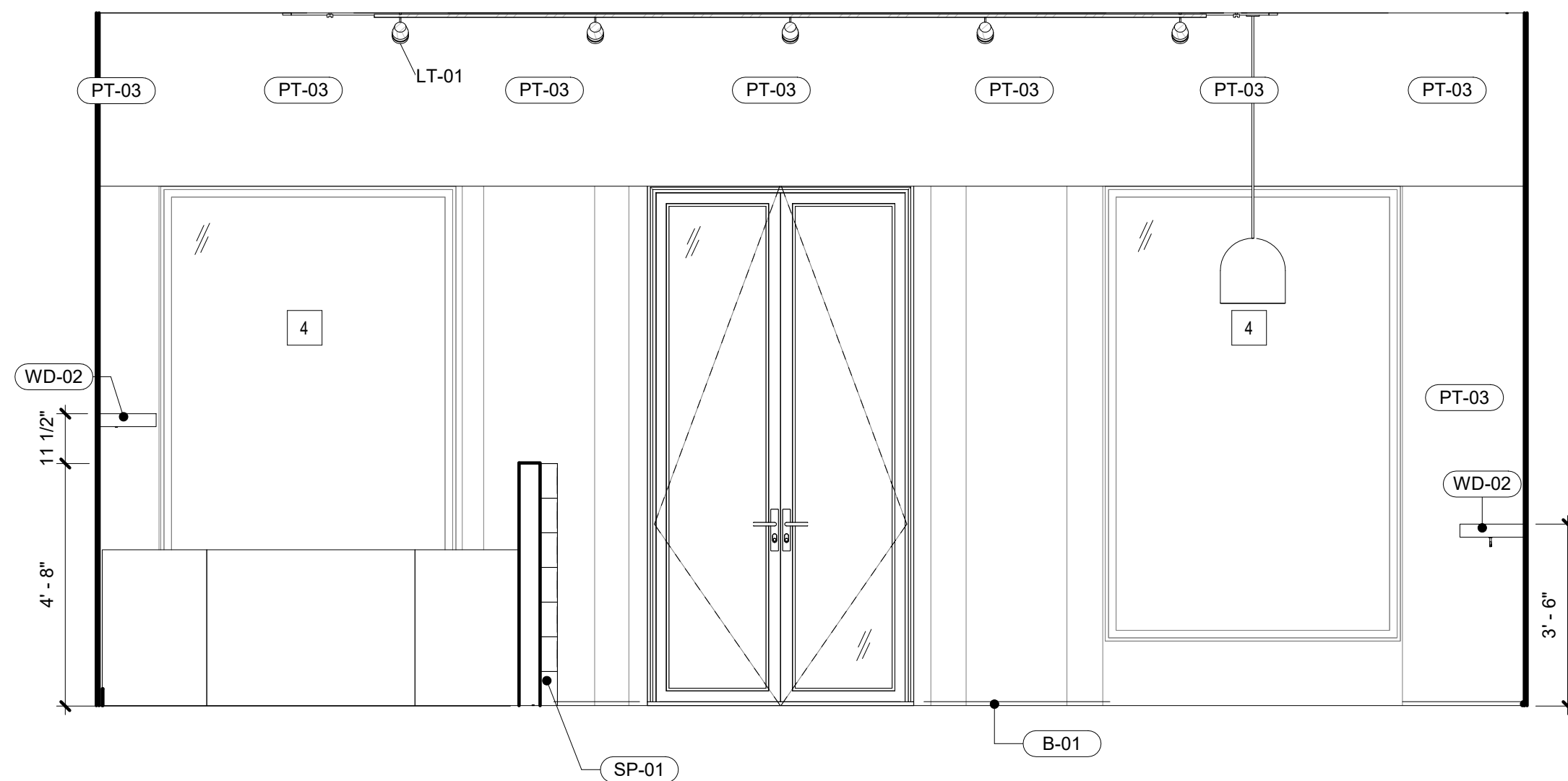
streetsense 2020 ©

KEY NOTES - INTERIOR ELEVATION

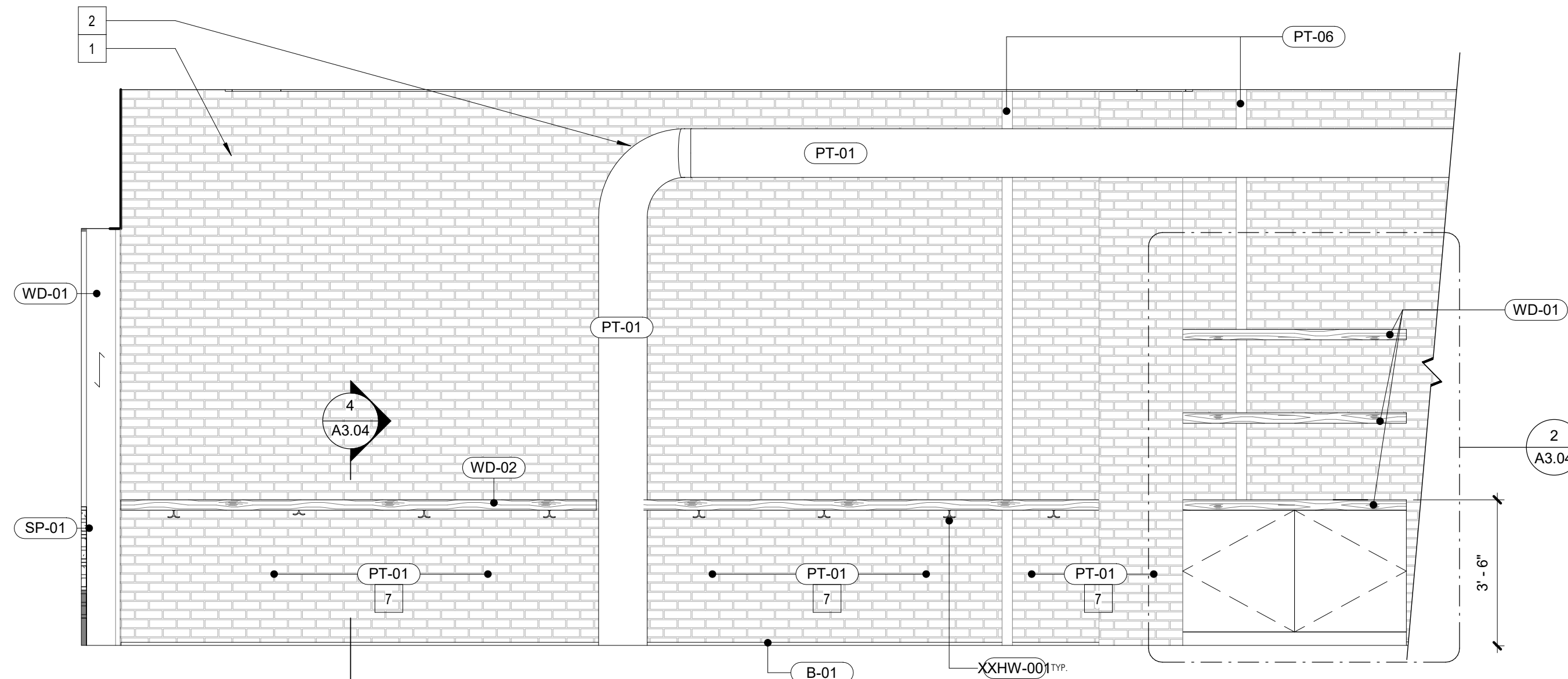
- 1 EXISTING EXPOSED BRICK WALL TO REMAIN
- 2 EXISTING DUCT WORK
- 3 EXISTING STEEL SUPPORT
- 4 EXISTING WINDOW
- 5 STRING LIGHTS TO BE DRAPED, VERIFY MOUNTING HEIGHT IN FIELD. CONFIRM WITH ARCHITECT
- 6 WOOD PANELING, EVENLY SPACED, V.I.F. PROVIDE EVENLY SPACED TRIM. NO VISIBLE SEAMS
- 7 WASH SPECIFIED PAINT OVER BRICK FROM FINISHED FLOOR TO 42" AFF. PROVIDE 2" TH PAINT TRIM IN DIFFERENT COLOR AS SPECIFIED

GENERAL NOTES - INTERIOR ELEVATION

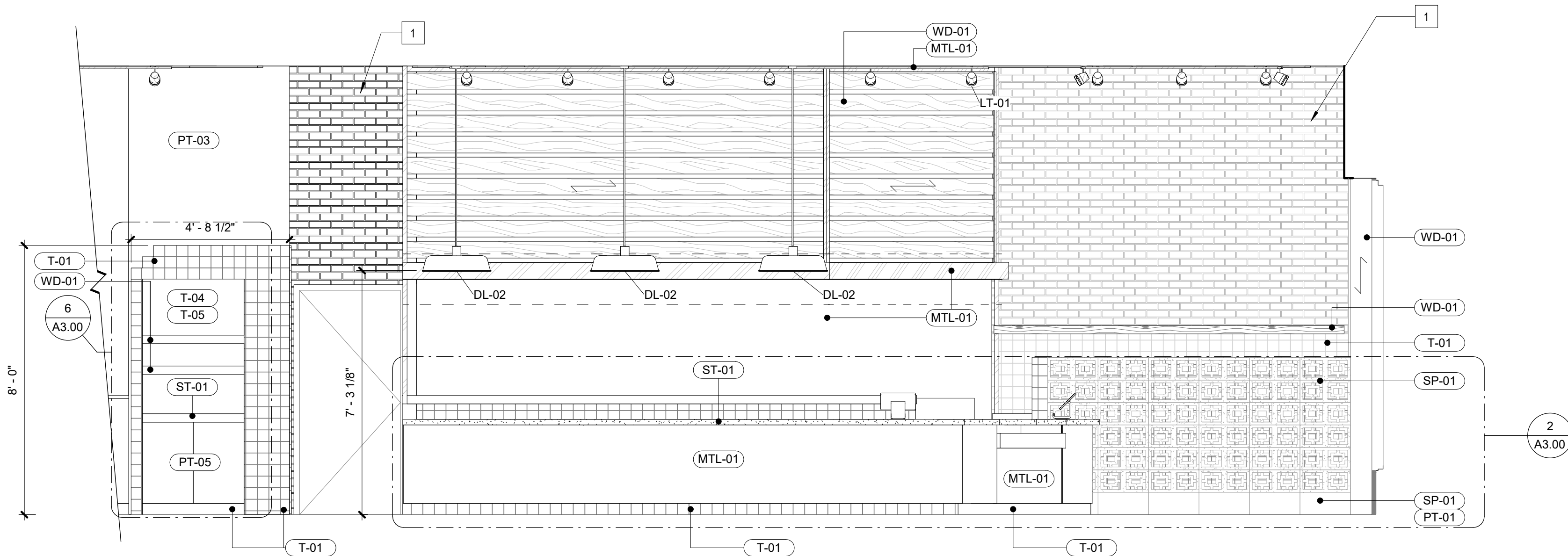
- A ALL DIMENSIONS ARE FINISH DIMENSIONS UNLESS OTHERWISE NOTED.
- B ALL DIMENSIONS FOR MILLWORK ARE TO BE FIELD MEASURED AND VERIFIED BEFORE FABRICATION OF MILLWORK UNITS BEGINS.
- C ALL COUNTERTOPS AT SINK LOCATIONS TO BE SOLID SURFACE UNLESS NOTED OTHERWISE.
- D ALL MILLWORK UNITS THAT ABUT FINISH WALLS ARE TO HAVE 1" MINIMUM FILLERS AT WALLS. FILLERS ARE TO BE SCRIBED TO THE WALLS.
- E ALL BASES TO BE 4" HIGH RESILIENT BASE UNLESS OTHERWISE NOTED. REFER TO THE ROOM FINISH FOR ALL FINISHES.
- F WHERE OUTLETS AND/OR RECEPTACLES ARE CALLED OUT BELOW COUNTERTIPS, 2" DIAMETER SLOTS IN THE COUNTERTOP SHALL BE PROVIDED IN THE BACK OF THE COUNTERTOP FOR CORD ACCESS. FINISH ALL SLOTS WITH GROMMETS.
- G TYPICAL SWITCH AND RECEPTACLE LOCATIONS ARE INDICATED AT INTERIOR ELEVATIONS, BUT DO NOT REPRESENT TOTAL QUANTITIES OR INDIVIDUAL TYPES, AT THESE LOCATIONS ONLY, REFER TO MOUNTING HEIGHT REQUIREMENTS. SEE MECHANICAL AND ELECTRICAL DRAWINGS FOR COMPREHENSIVE FIXTURE AND/OR DEVICE QUANTITIES AND LOCATIONS.
- H ALL RECEPTACLES AND OUTLETS BELOW COUNTER HEIGHT ARE TO BE MOUNTED 18" AFF TO CENTERLINE OF DEVICE UNLESS OTHERWISE NOTED.
- I ALL RECEPTACLES AND OUTLETS ABOUT COUNTER HEIGHT ARE TO BE MOUNTED 6" ABOVE TOP OF COUNTER OR 6" ABOVE BACKSPLASH (WHERE OCCURS) TO CENTERLINE OF DEVICE UNLESS OTHERWISE NOTED.



1 ELEVATION - ENTRY DOOR
3/8" = 1'-0"



2 ELEVATION - ENTRY EAST
3/8" = 1'-0"



3 ELEVATION - ENTRY POS
3/8" = 1'-0"

S.

streetsense.


3 BETHESDA METRO, SUITE 140
BETHESDA, MARYLAND 20814
(P) 301.652.9020 (F) 301.652.9166
© 2020 streetsense architecture, llc.
www.streetsense.com

CLIENT

CONSULTANTS

PROFESSIONAL SEAL

PROFESSIONAL CERTIFICATION:
I HEREBY CERTIFY THAT THESE DOCUMENTS
WERE PREPARED OR APPROVED BY ME, AND
THAT I AM A DULY LICENSED PROFESSIONAL
ARCHITECT UNDER THE LAWS OF THE STATE OF
WASHINGTON



LICENSE NO:20120895 EXP:12/23/2022

ISSUANCES/REVISIONS

#	DESCRIPTION	DATE
1	PERMIT SUBMISSION	03/28/2022
3	PERMIT COMMENTS	05/27/2022

TACOLISTO

119 SOUTH JACKSON STREET
SEATTLE, WASHINGTON 98104

ELEVATIONS

A2.03

PROJECT NUMBER 21-220

DATE 03/28/2022

MANAGED BY HR DRAWN BY KS

SCALE 3/8" = 1'-0"

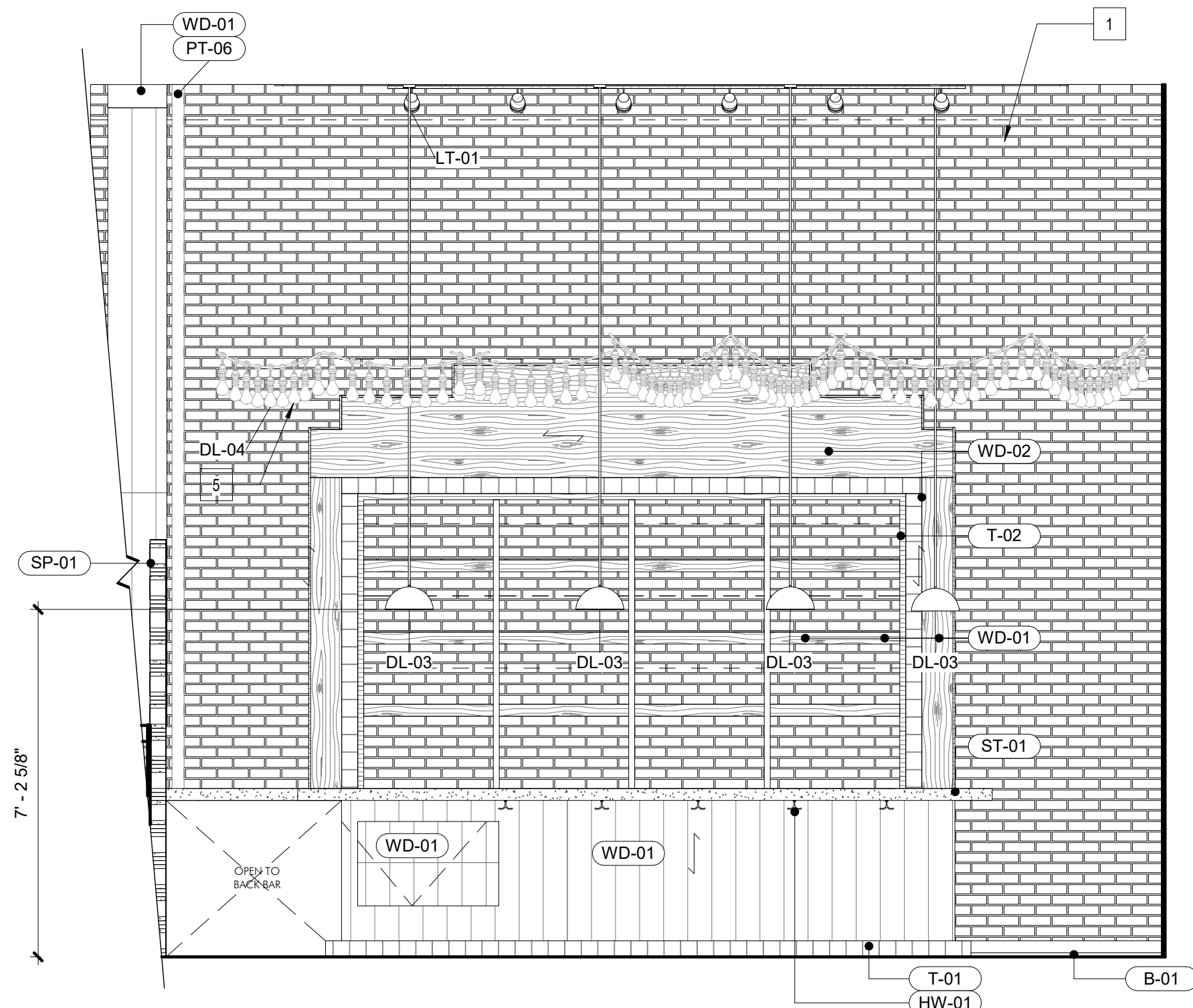
streetsense 2020 ©

KEY NOTES - INTERIOR ELEVATION

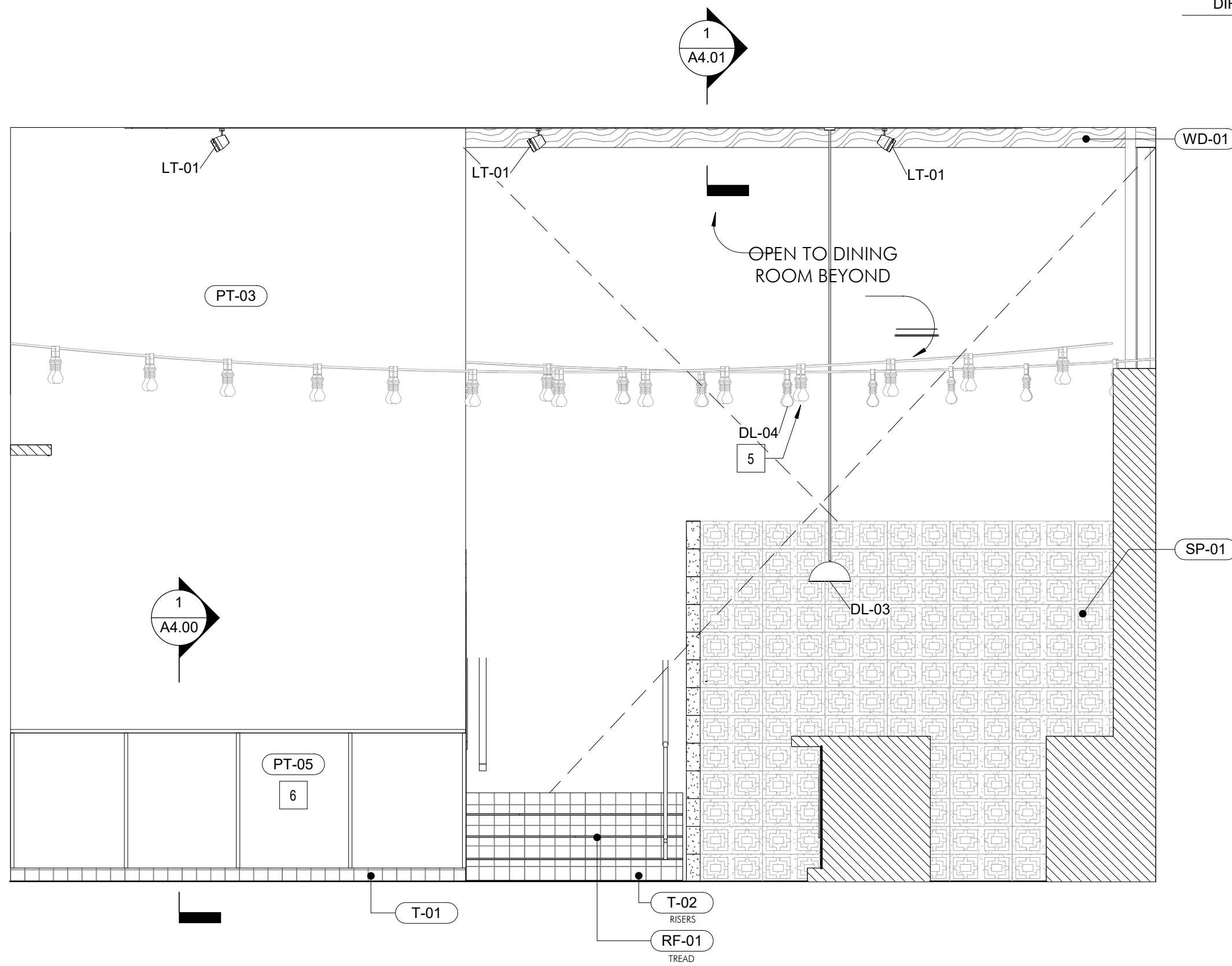
- 1 EXISTING EXPOSED BRICK WALL TO REMAIN
- 2 EXISTING DUCT WORK
- 3 EXISTING STEEL SUPPORT
- 4 EXISTING WINDOW
- 5 STRING LIGHTS TO BE DRAPED, VERIFY MOUNTING HEIGHT IN FIELD. CONFIRM WITH ARCHITECT
- 6 WOOD PANELING, EVENLY SPACED, V.I.F. PROVIDE EVENLY SPACED TRIM. NO VISIBLE SEAMS
- 7 WASH SPECIFIED PAINT OVER BRICK FROM FINISHED FLOOR TO 42" AFF. PROVIDE 2" TH PAINT TRIM IN DIFFERENT COLOR AS SPECIFIED

GENERAL NOTES - INTERIOR ELEVATION

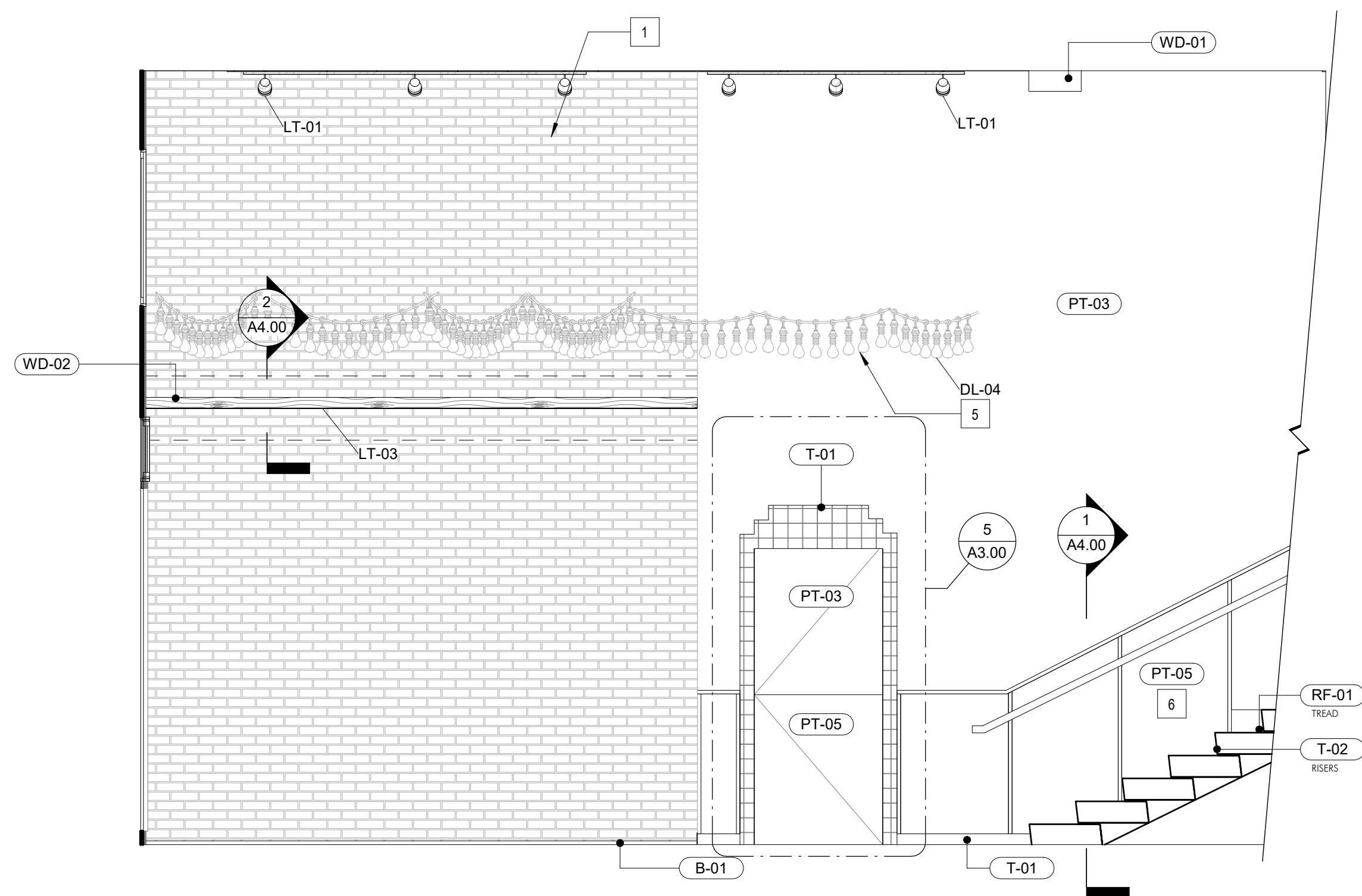
- A ALL DIMENSIONS ARE FINISH DIMENSIONS UNLESS OTHERWISE NOTED.
- B ALL DIMENSIONS FOR MILLWORK ARE TO BE FIELD MEASURED AND VERIFIED BEFORE FABRICATION OF MILLWORK UNITS BEGINS.
- C ALL COUNTERTOPS AT SINK LOCATIONS TO BE SOLID SURFACE UNLESS NOTED OTHERWISE.
- D ALL MILLWORK UNITS THAT ABUT FINISH WALLS ARE TO HAVE 1" MINIMUM FILLERS AT WALLS. FILLERS ARE TO BE SCRIBED TO THE WALLS.
- E ALL BASES TO BE 4" HIGH RESILIENT BASE UNLESS OTHERWISE NOTED. REFER TO THE ROOM FINISH FOR ALL FINISHES.
- F WHERE OUTLETS AND/OR RECEPTACLES ARE CALLED OUT BELOW COUNTERTIPS, 2" DIAMETER SLOTS IN THE COUNTERTOP SHALL BE PROVIDED IN THE BACK OF THE COUNTERTOP FOR CORD ACCESS. FINISH ALL SLOTS WITH GROMMETS.
- G TYPICAL SWITCH AND RECEPTACLE LOCATIONS ARE INDICATED AT INTERIOR ELEVATIONS, BUT DO NOT REPRESENT TOTAL QUANTITIES OR INDIVIDUAL TYPES, AT THESE LOCATIONS ONLY, REFER TO MOUNTING HEIGHT REQUIREMENTS. SEE MECHANICAL AND ELECTRICAL DRAWINGS FOR COMPREHENSIVE FIXTURE AND/OR DEVICE QUANTITIES AND LOCATIONS.
- H ALL RECEPTACLES AND OUTLETS BELOW COUNTER HEIGHT ARE TO BE MOUNTED 18" AFF TO CENTERLINE OF DEVICE UNLESS OTHERWISE NOTED.
- I ALL RECEPTACLES AND OUTLETS ABOUT COUNTER HEIGHT ARE TO BE MOUNTED 6" ABOVE TOP OF COUNTER OR 6" ABOVE BACKSPLASH (WHERE OCCURS) TO CENTERLINE OF DEVICE UNLESS OTHERWISE NOTED.



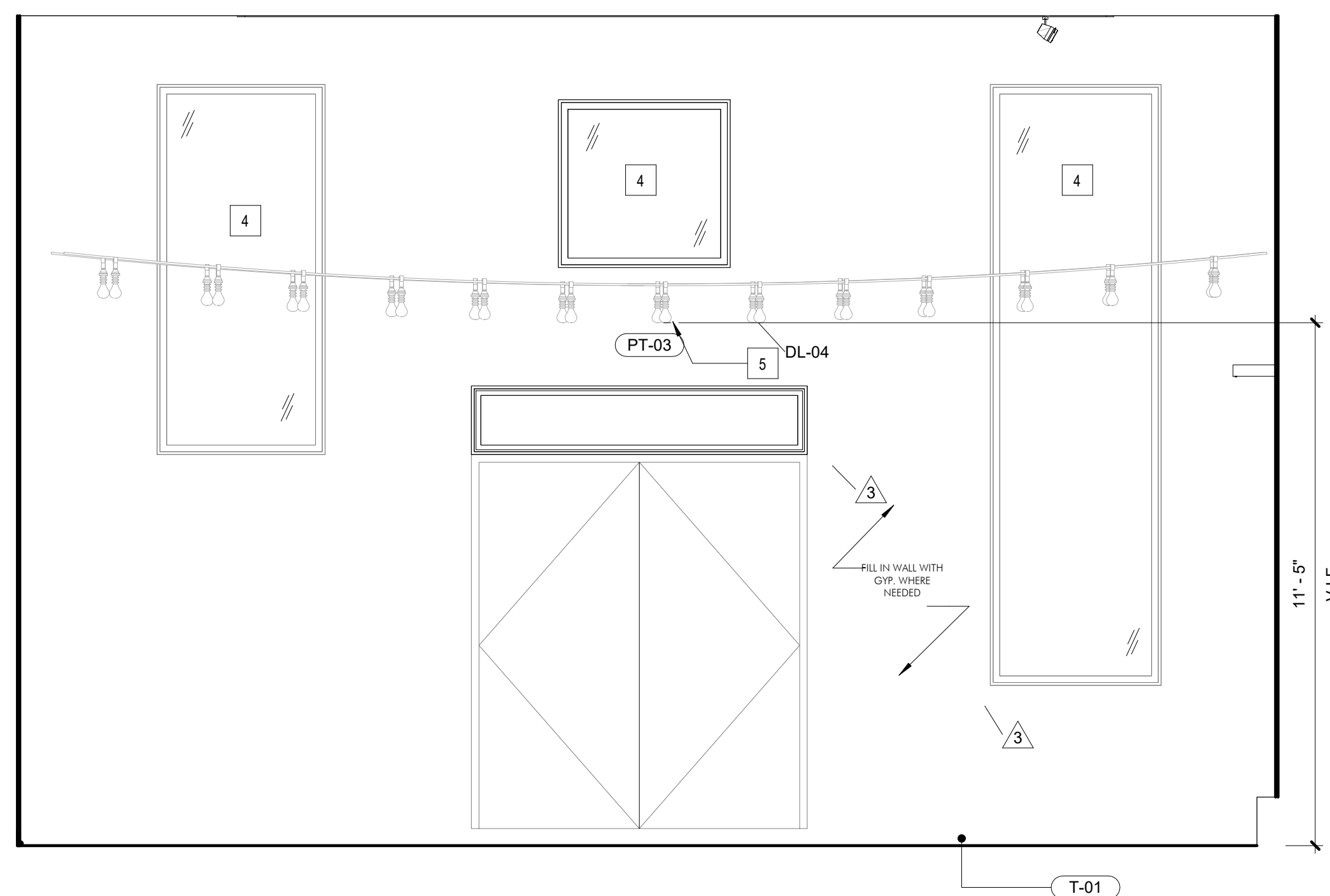
1 ELEVATION - BAR FRONT
3/8" = 1'-0"



2 ELEVATION - BAR LOUNGE + STAIRS
3/8" = 1'-0"



3 ELEVATION - BAR LOUNGE BANQUETTE
3/8" = 1'-0"



4 ELEVATION - TO PATIO
3/8" = 1'-0"

S.

streetsense.


3 BETHESDA METRO, SUITE 140
BETHESDA, MARYLAND 20814
(P) 301.652.9020 (F) 301.652.9166
© 2020 streetsense architecture, llc.
www.streetsense.com

CLIENT

CONSULTANTS

PROFESSIONAL SEAL

PROFESSIONAL CERTIFICATION:
I HEREBY CERTIFY THAT THESE DOCUMENTS
WERE PREPARED OR APPROVED BY ME, AND
THAT I AM A DULY LICENSED PROFESSIONAL
ARCHITECT UNDER THE LAWS OF THE STATE OF
WASHINGTON



LICENSE NO:20120895 EXP:12/23/2022

ISSUANCES/REVISIONS

#	DESCRIPTION	DATE
3	PERMIT COMMENTS	05/27/2022
4	PSB PERMIT COMMENTS	06/28/2022

TACOLISTO

119 SOUTH JACKSON STREET
SEATTLE, WASHINGTON 98104

EXTERIOR
ELEVATIONS

A2.04

PROJECT NUMBER		21-220	
DATE		03/28/2022	
MANAGED BY	HR	DRAWN BY	KS
SCALE		12" = 1'-0"	

streetsense 2020 ©

KETY NOTES - EXTERIOR ELEVATION

1 NO CHANGES TO FACADE



1 EXTERIOR ELEVATION - NORTH
NOT TO SCALE



2 EXTERIOR ELEVATION - SOUTH
NOT TO SCALE

streetsense.

CLIENT

CONSULTANTS

PROFESSIONAL SEAL

20120895

REGISTERED
ARCHITECT

HERBERT HEISERMAN
STATE OF WASHINGTON

LICENSE NO:20120895 EXP:12/23/2022

ISSUANCES/REVISIONS

#	DESCRIPTION	DATE
1	PERMIT SUBMISSION	03/28/2022

TACOLISTO

ENLARGED PLANS,
ELEV. & DETAILS

A3.00

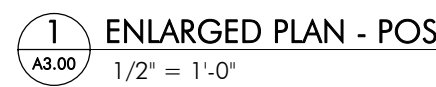
PROJECT NUMBER 21-220

DATE 03/28/2022

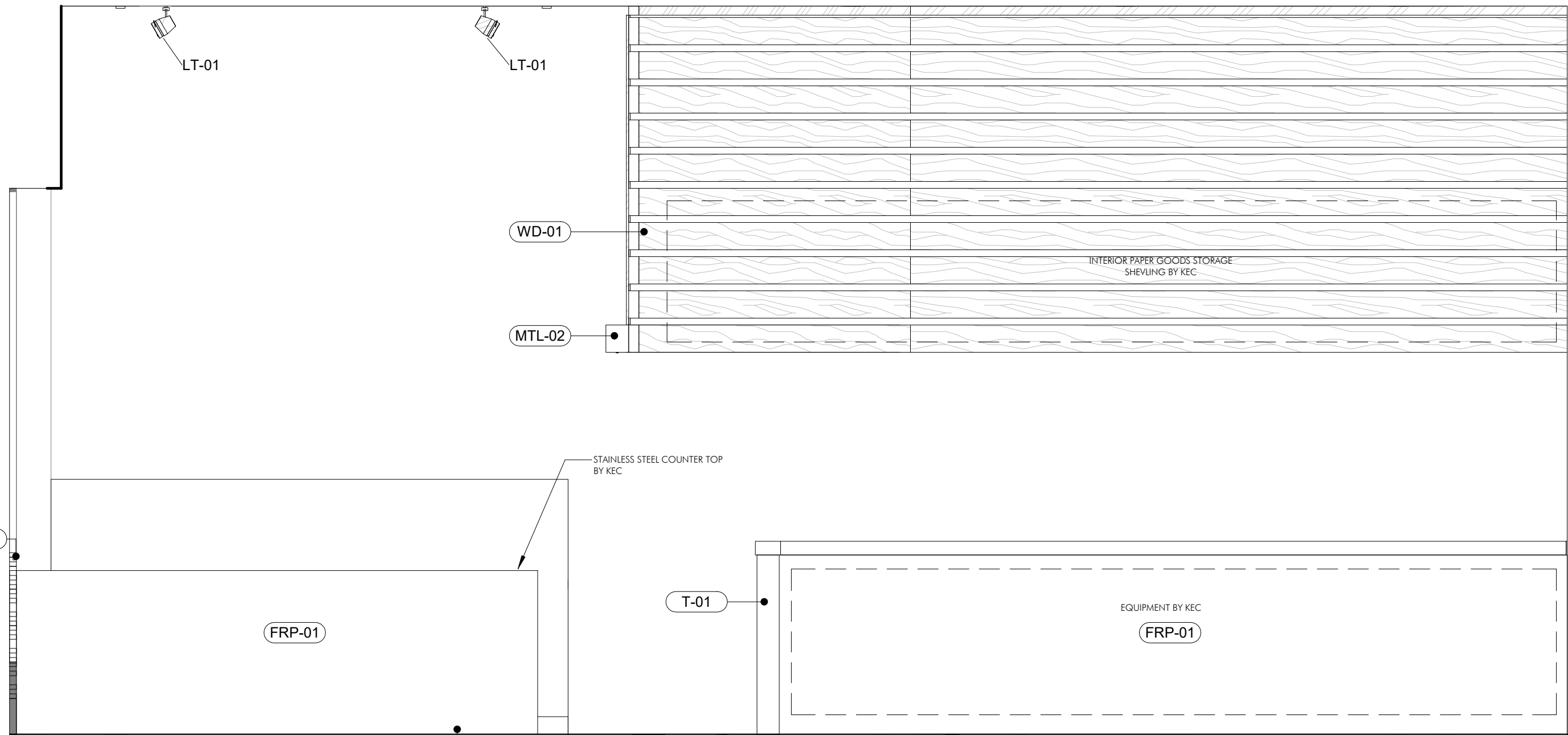
MANAGED BY	HR	DRAWN BY	KS
------------	----	----------	----

SCALE As indicated

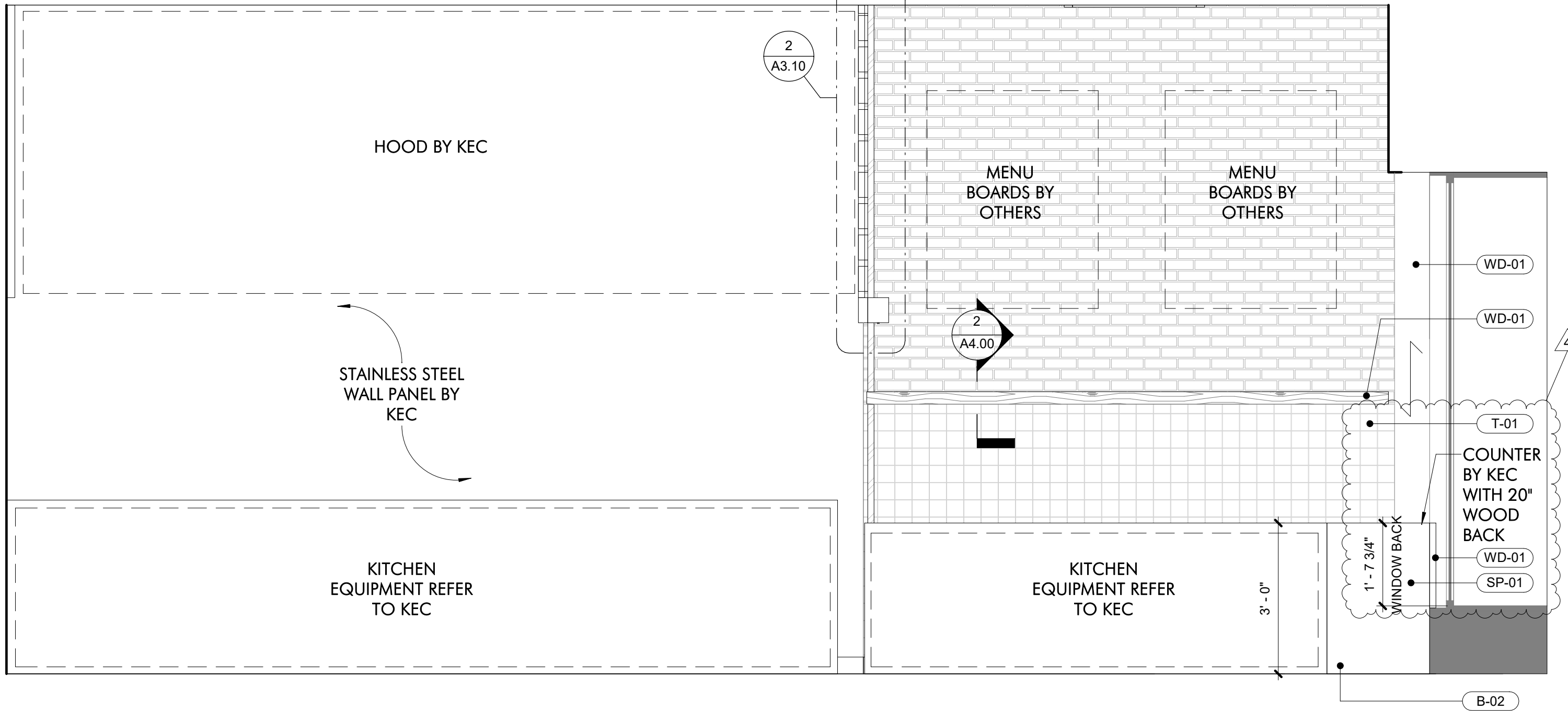
streetsense 2020 ©



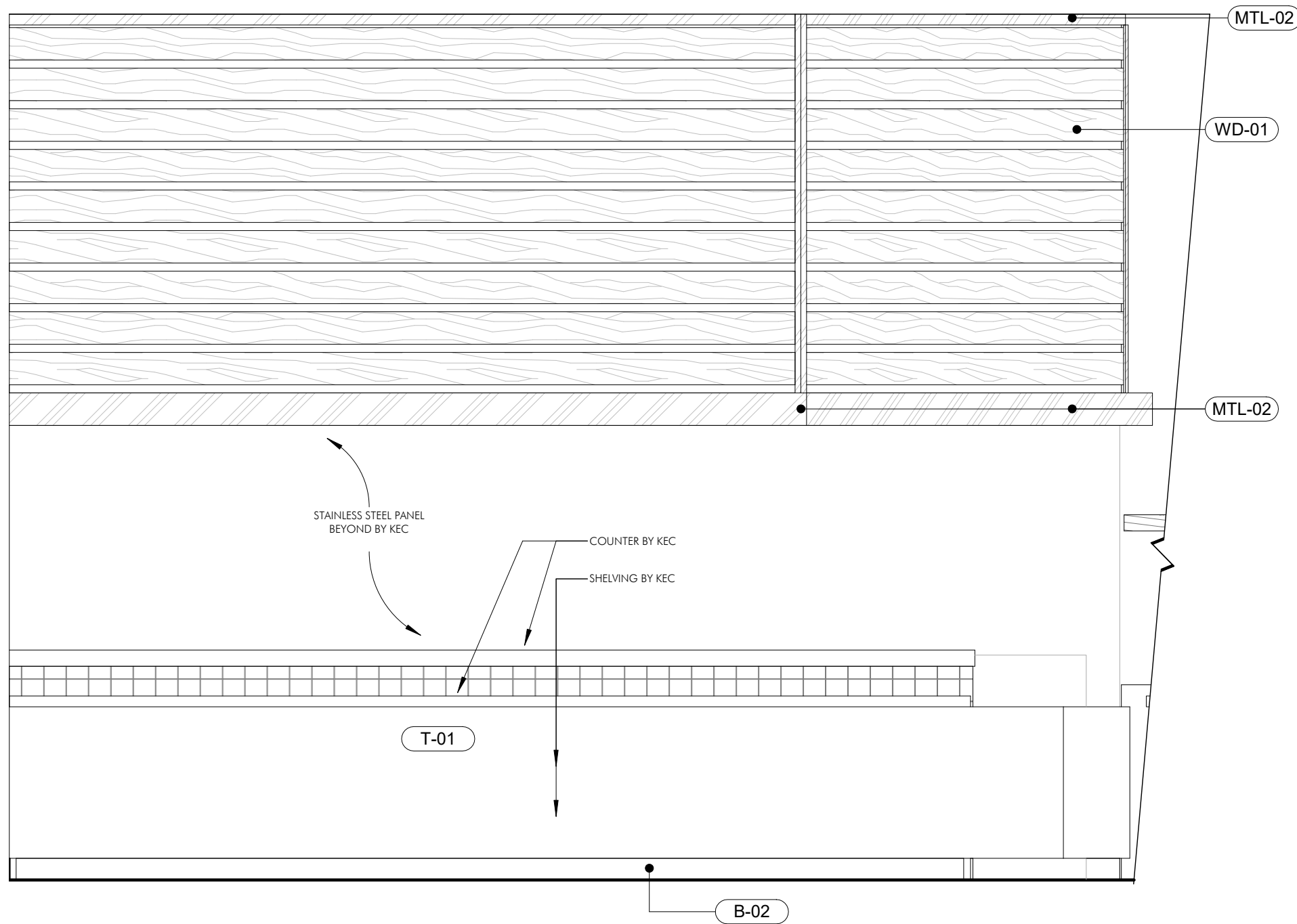
BIM 360://21-220 - Taco Shop - Seattle R20/21-220_Seattle Taco Shop_R20.rvt
6/28/2022 11:53:00 PM



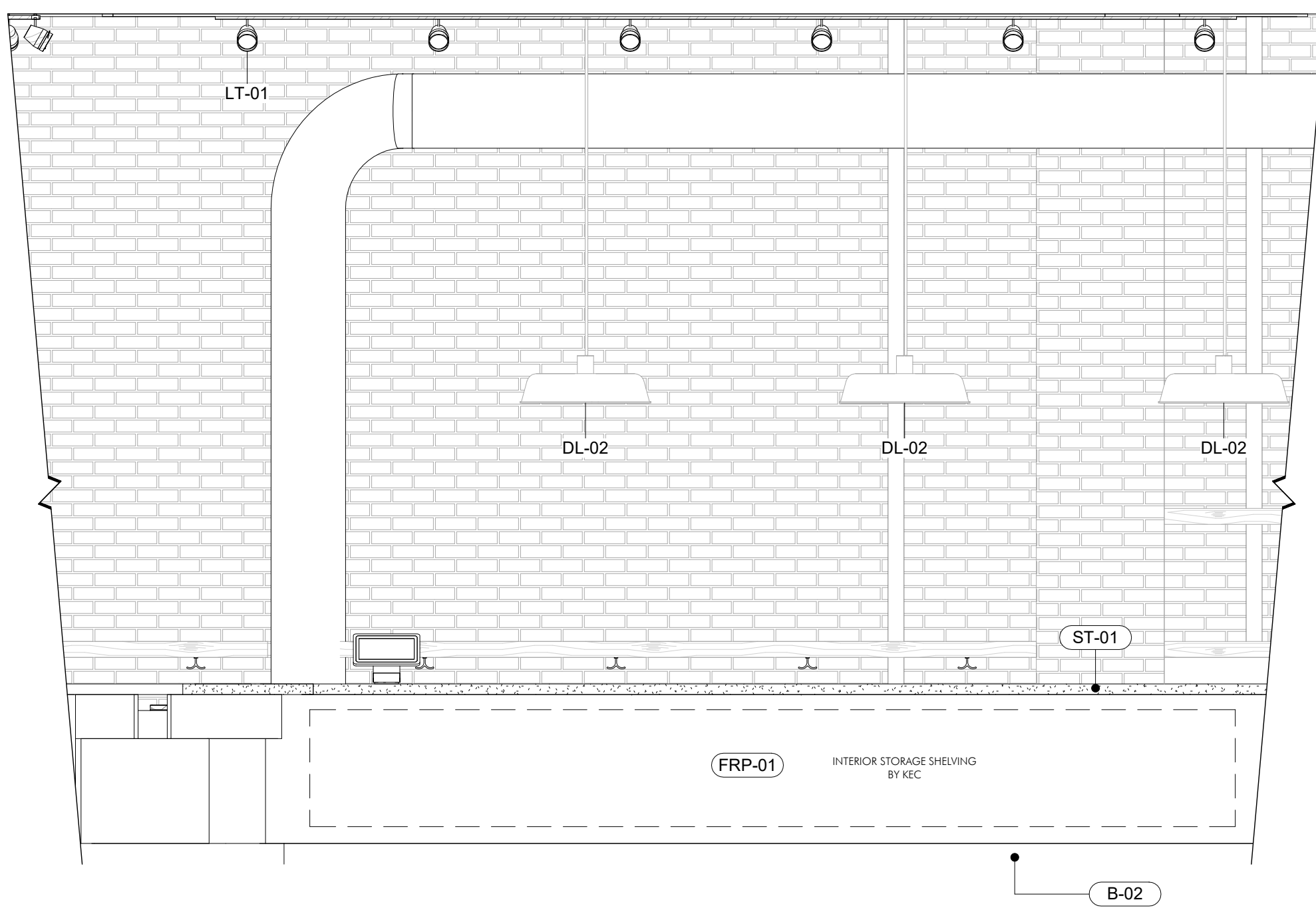
1 ELEVATION - INTERIOR KITCHEN 1
A3.01 1/2" = 1'-0"



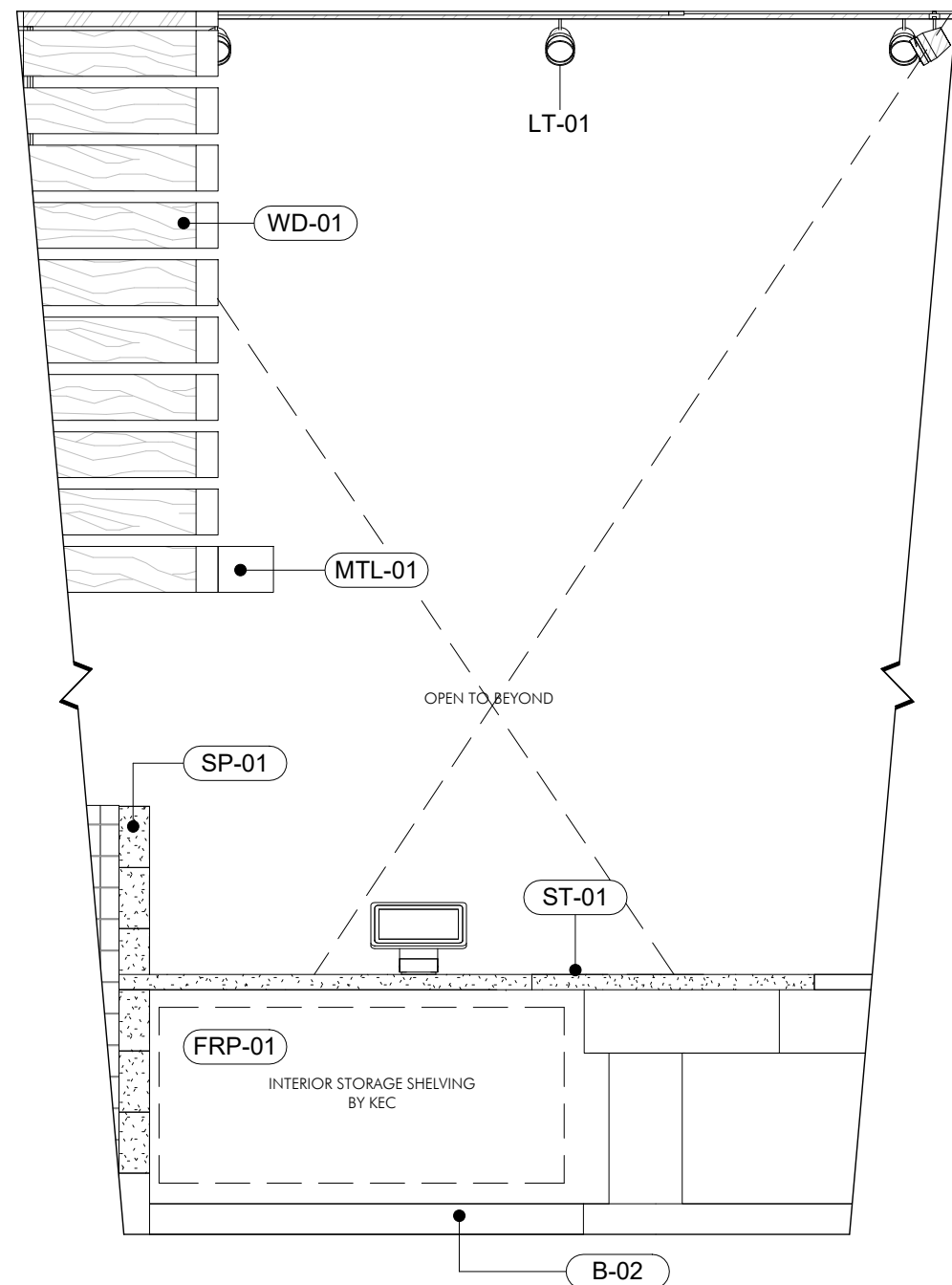
2 ENLARGED ELEVATION - KITCHEN BACK WALL
A3.01 1/2" = 1'-0"



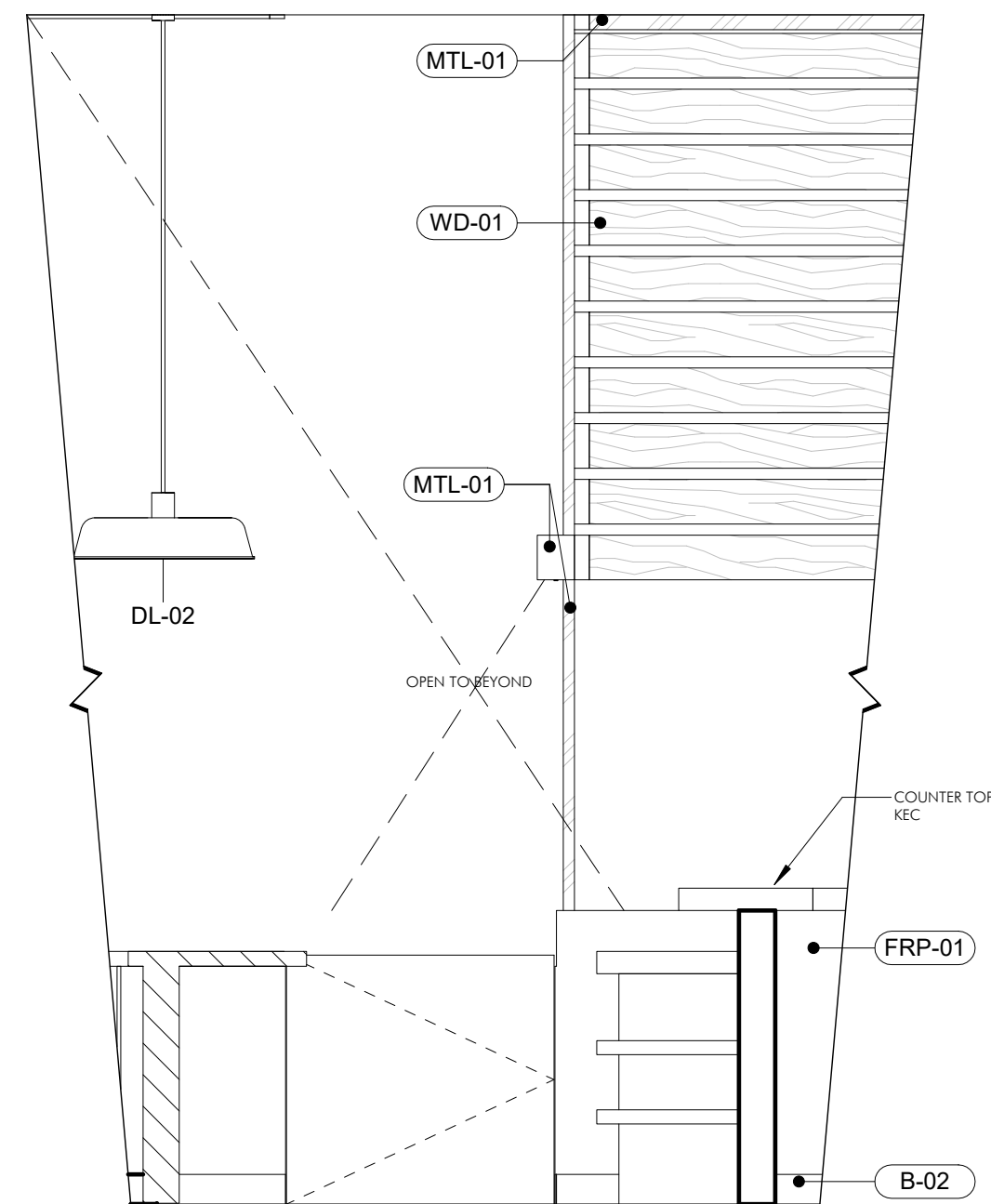
3 ENLARGED ELEVATION - INTERIOR KITCHEN EXPO STORAGE
A3.01 1/2" = 1'-0"



4 ENLARGED ELEVATION - POS INTERIOR + STORAGE
A3.01 1/2" = 1'-0"



5 ENLARGED ELEVATION - POS
A3.01 1/2" = 1'-0"



6 ENLARGED ELEVATION - KITCHEN EXIT
A3.01 1/2" = 1'-0"

S.

streetsense.


3 BETHESDA METRO, SUITE 140
BETHESDA, MARYLAND 20814
(P) 301.652.9020 (F) 301.652.9166
© 2020 streetsense architecture, llc.
www.streetsense.com

CLIENT

CONSULTANTS

PROFESSIONAL SEAL

PROFESSIONAL CERTIFICATION:
I HEREBY CERTIFY THAT THESE DOCUMENTS
WERE PREPARED OR APPROVED BY ME, AND
THAT I AM A DULY LICENSED PROFESSIONAL
ARCHITECT UNDER THE LAWS OF THE STATE OF
WASHINGTON



LICENSE NO:20120895 EXP:12/23/2022

ISSUANCES/REVISIONS

#	DESCRIPTION	DATE
1	PERMIT SUBMISSION	03/28/2022
4	PSB PERMIT COMMENTS	06/28/2022

TACOLISTO

119 SOUTH JACKSON STREET
SEATTLE, WASHINGTON 98104

ENLARGED PLANS,
ELEV. & DETAILS

A3.01

PROJECT NUMBER 21-220

DATE 03/28/2022

MANAGED BY HR DRAWN BY KS

SCALE 1/2" = 1'-0"

streetsense 2020 ©

S.

streetsense.


3 BETHESDA METRO, SUITE 140
BETHESDA, MARYLAND 20814
(P) 301.652.9020 (F) 301.652.9166
© 2020 streetsense architecture, llc.
www.streetsense.com

CLIENT

CONSULTANTS

PROFESSIONAL SEAL

PROFESSIONAL CERTIFICATION:
I HEREBY CERTIFY THAT THESE DOCUMENTS
WERE PREPARED OR APPROVED BY ME, AND
THAT I AM A DULY LICENSED PROFESSIONAL
ARCHITECT UNDER THE LAWS OF THE STATE OF
WASHINGTON



LICENSE NO:20120895 EXP:12/23/2022

ISSUANCES/REVISIONS

#	DESCRIPTION	DATE
1	PERMIT SUBMISSION	03/28/2022

TACOLISTO

119 SOUTH JACKSON STREET
SEATTLE, WASHINGTON 98104

ENLARGED PLANS,
ELEV. & DETAILS

A3.02

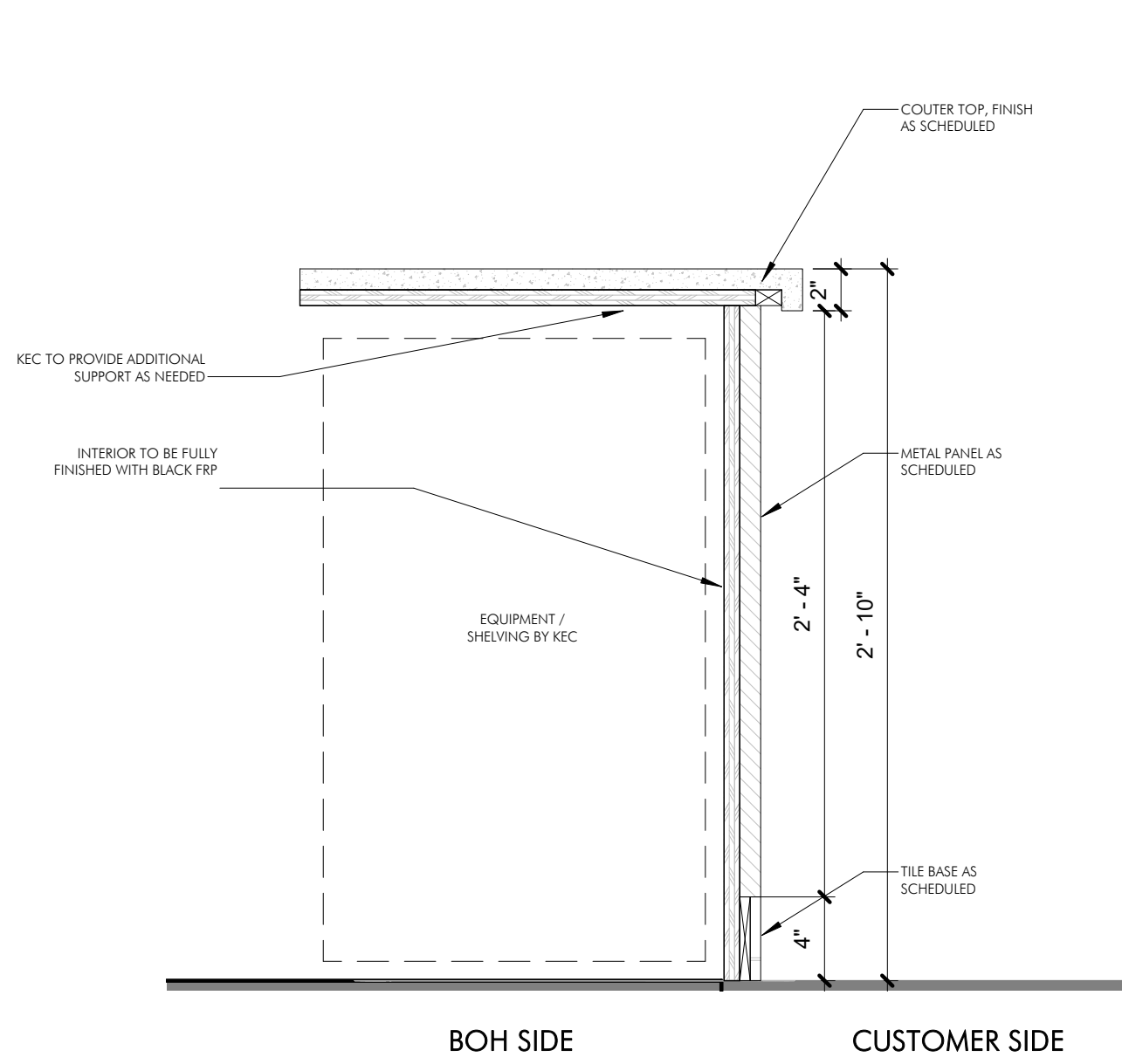
PROJECT NUMBER 21-220

DATE 03/28/2022

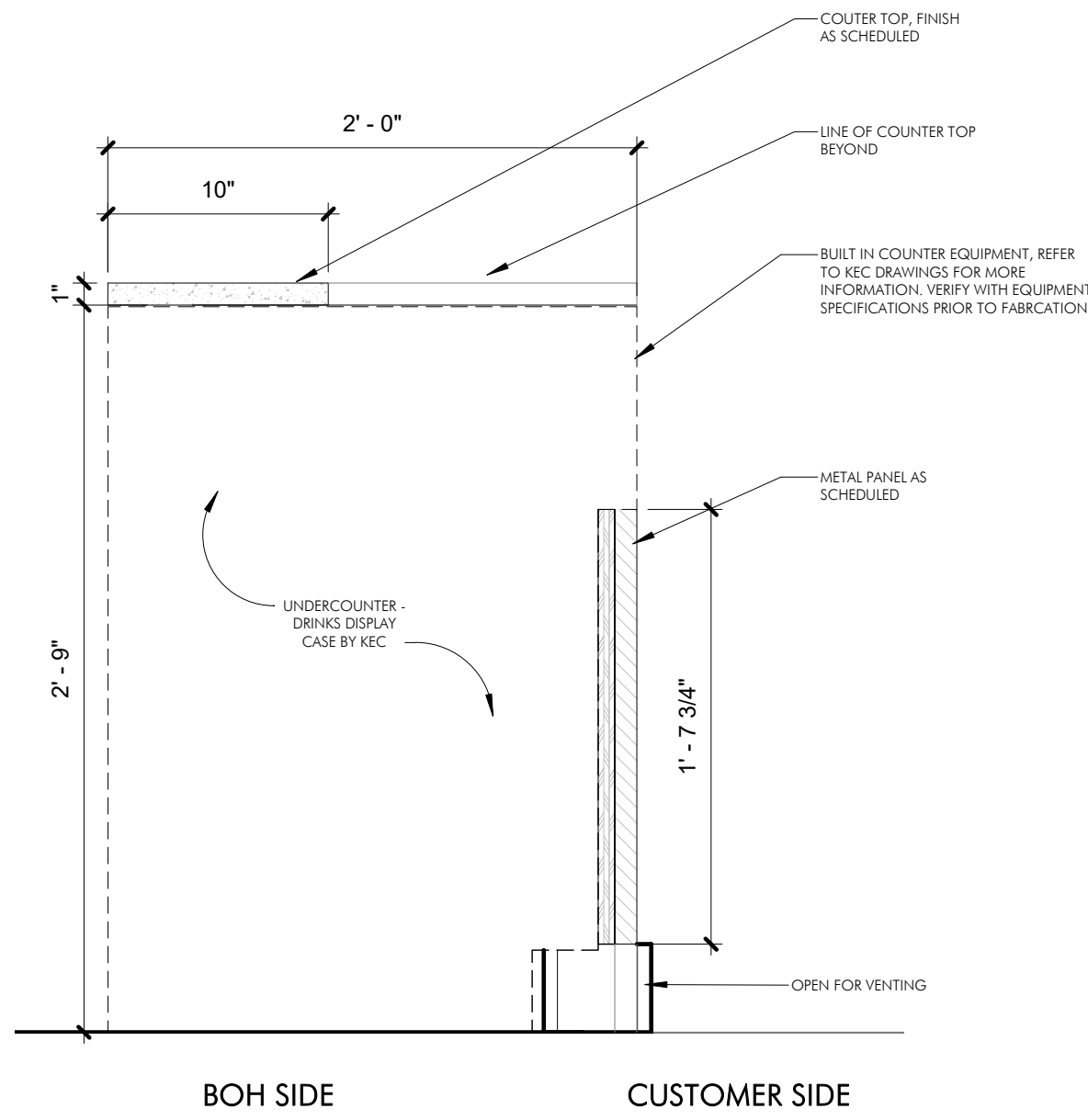
MANAGED BY HR DRAWN BY KS

SCALE 1 1/2" = 1'-0"

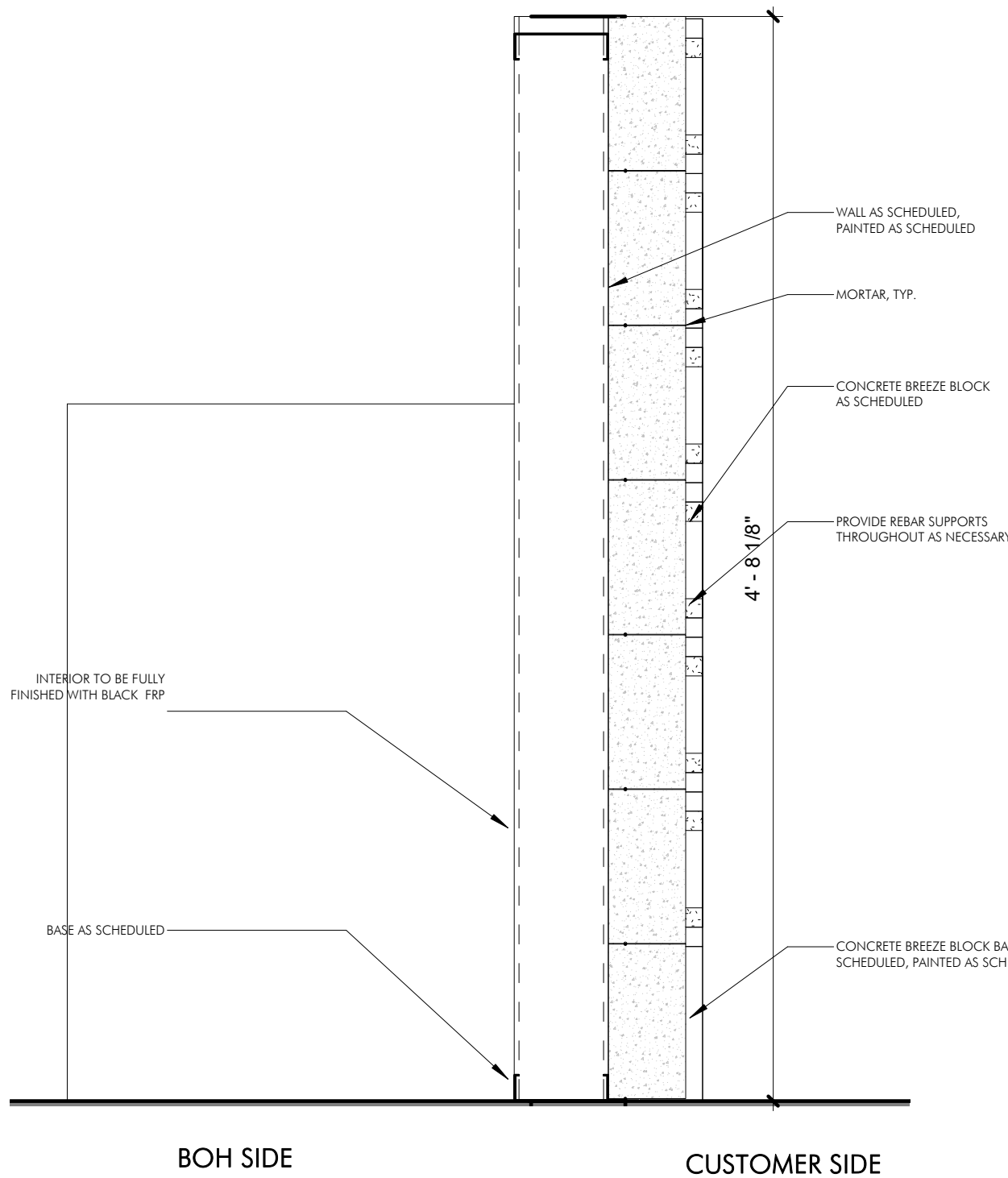
streetsense 2020 ©



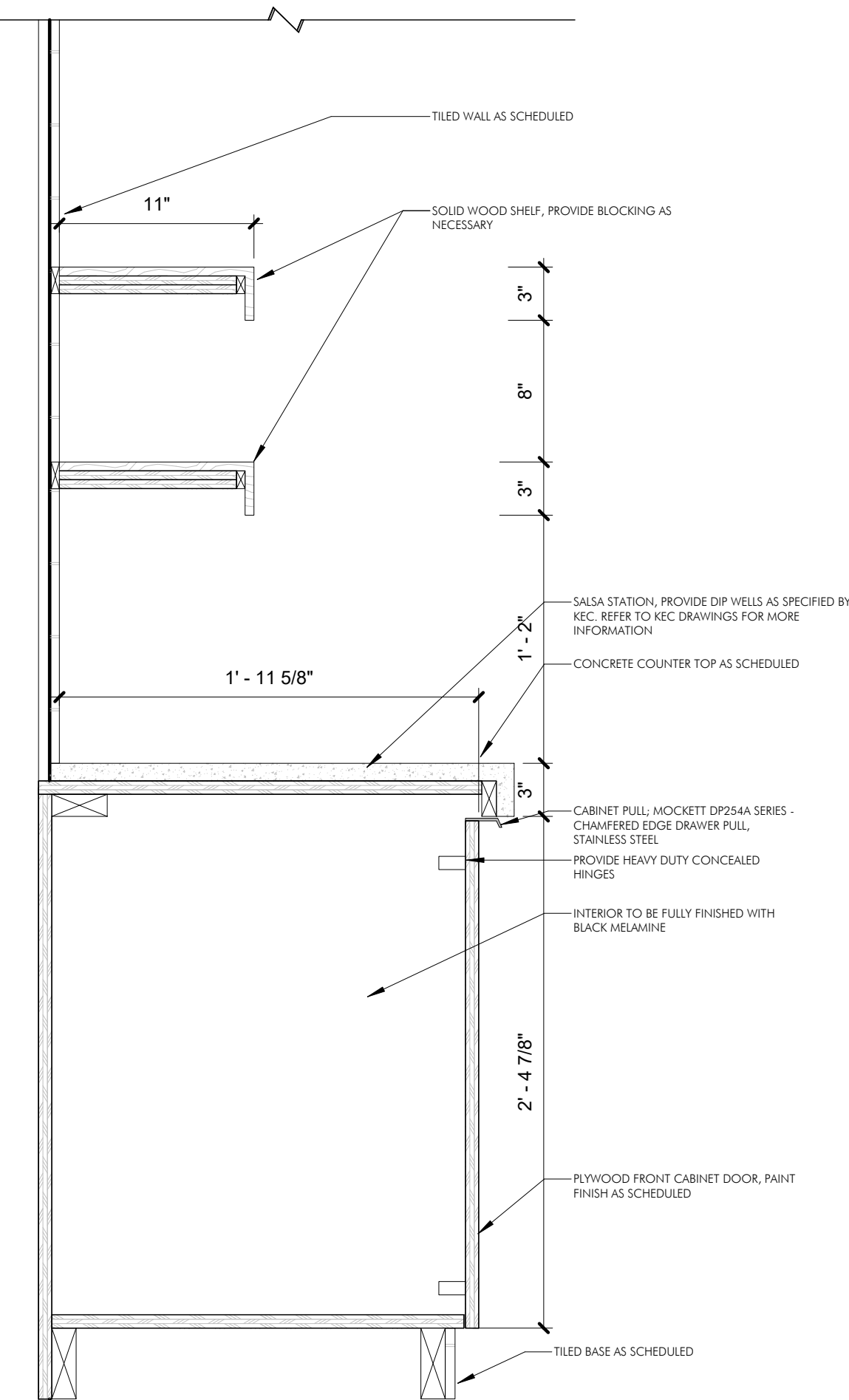
1 SECTION - POS COUNTER
A3.02 1 1/2" = 1'-0"



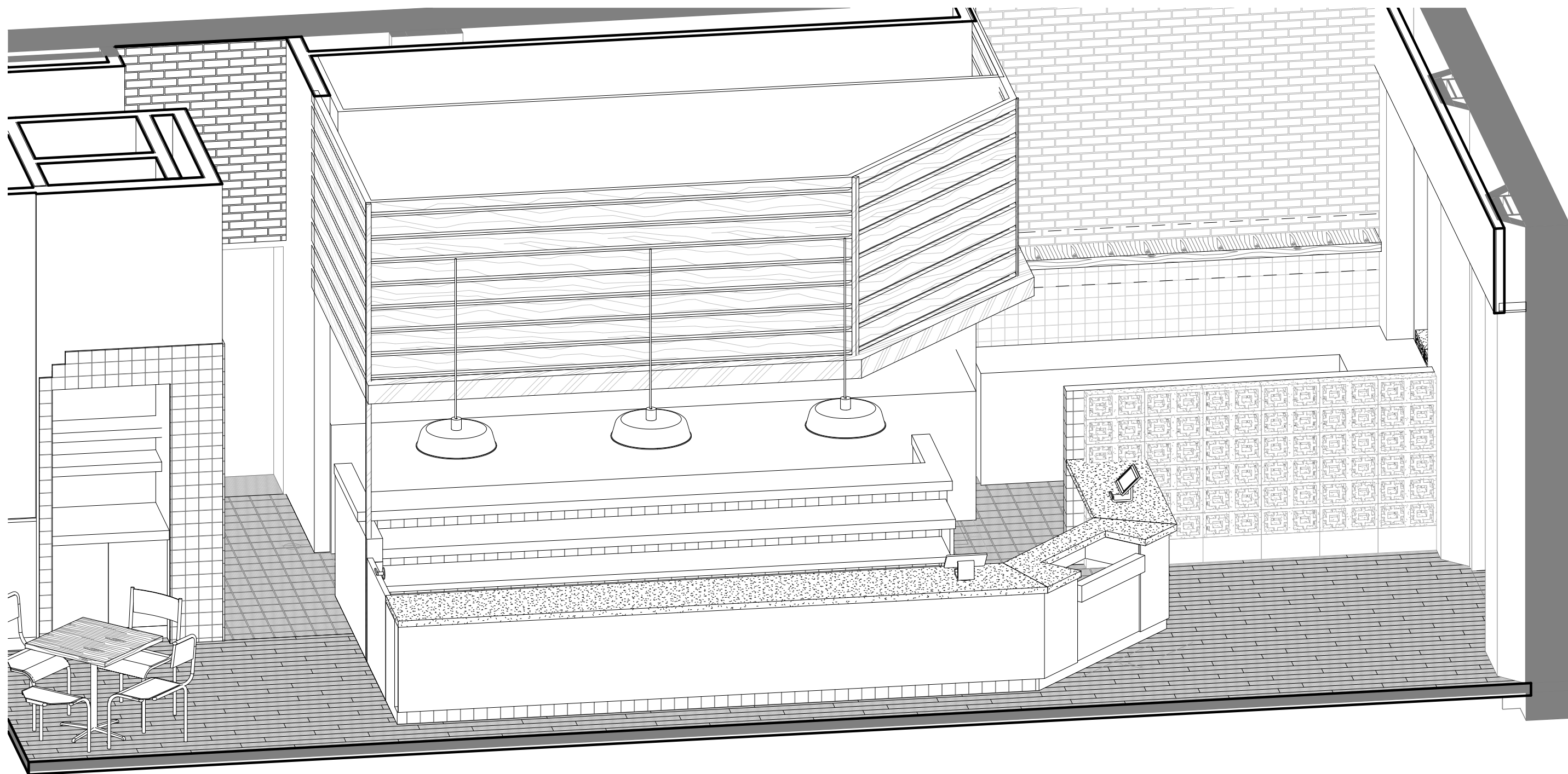
2 SECTION - DRINKS COUNTER
A3.02 1 1/2" = 1'-0"



3 SECTION - BREEZE BLOCK WALL
A3.02 1 1/2" = 1'-0"



7 SECTION - TRASH COUNTER CABINET
A3.02 1 1/2" = 1'-0"



4 3D - POS COUNTER
A3.02

S.

streetsense.

3 BETHESDA METRO, SUITE 140
BETHESDA, MARYLAND 20814
(P) 301.652.9020 (F) 301.652.9166
© 2020 streetsense architecture, llc.
www.streetsense.com

CLIENT

CONSULTANTS

PROFESSIONAL SEAL

PROFESSIONAL CERTIFICATION:
I HEREBY CERTIFY THAT THESE DOCUMENTS
WERE PREPARED OR APPROVED BY ME, AND
THAT I AM A DULY LICENSED PROFESSIONAL
ARCHITECT UNDER THE LAWS OF THE STATE OF
WASHINGTON



LICENSE NO:20120895 EXP:12/23/2022

ISSUANCES/REVISIONS

#	DESCRIPTION	DATE
1	PERMIT SUBMISSION	03/28/2022

TACOLISTO

119 SOUTH JACKSON STREET
SEATTLE, WASHINGTON 98104

ENLARGED PLANS,
ELEV. & DETAILS

A3.06

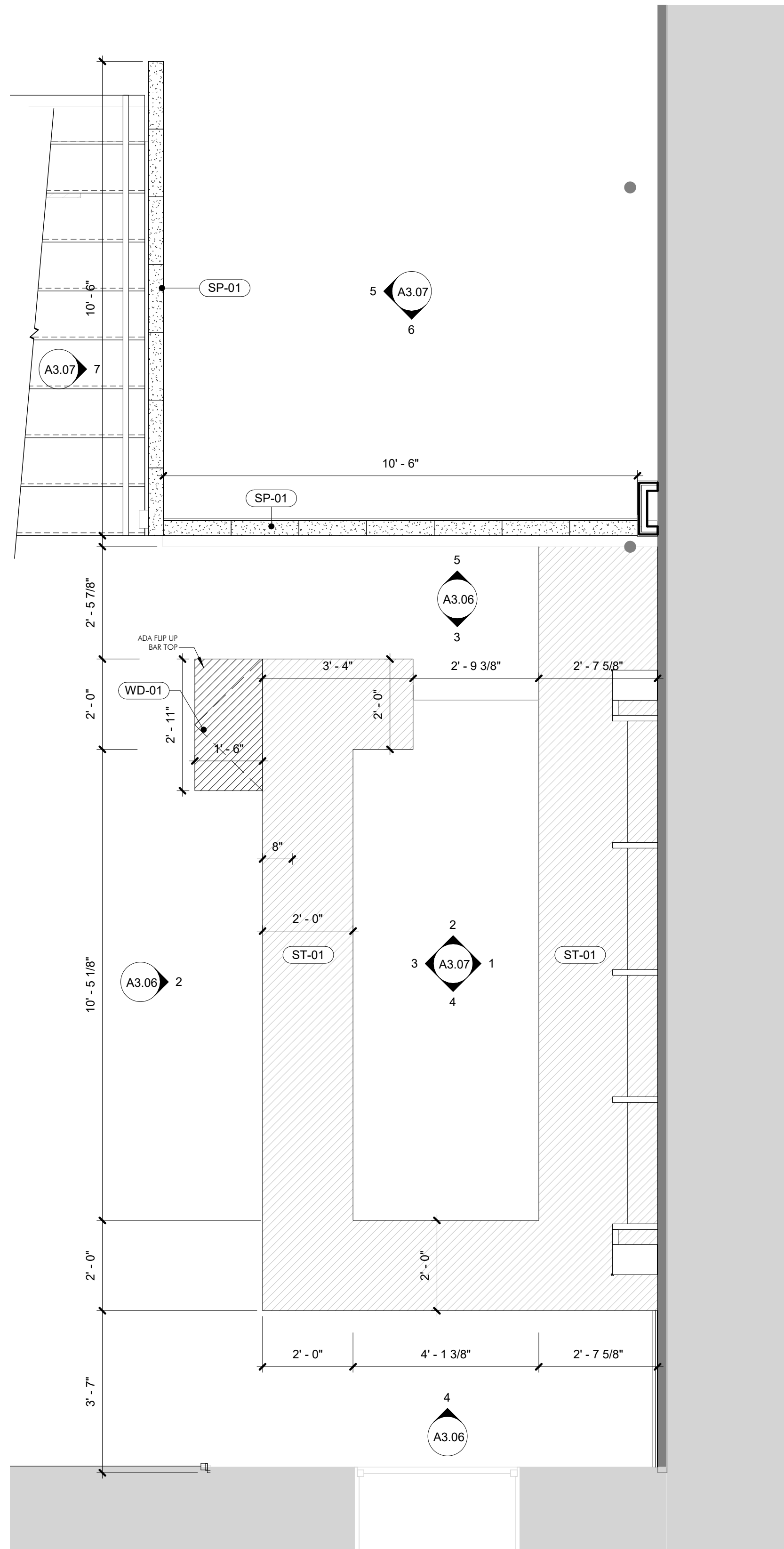
PROJECT NUMBER 21-220

DATE 03/28/2022

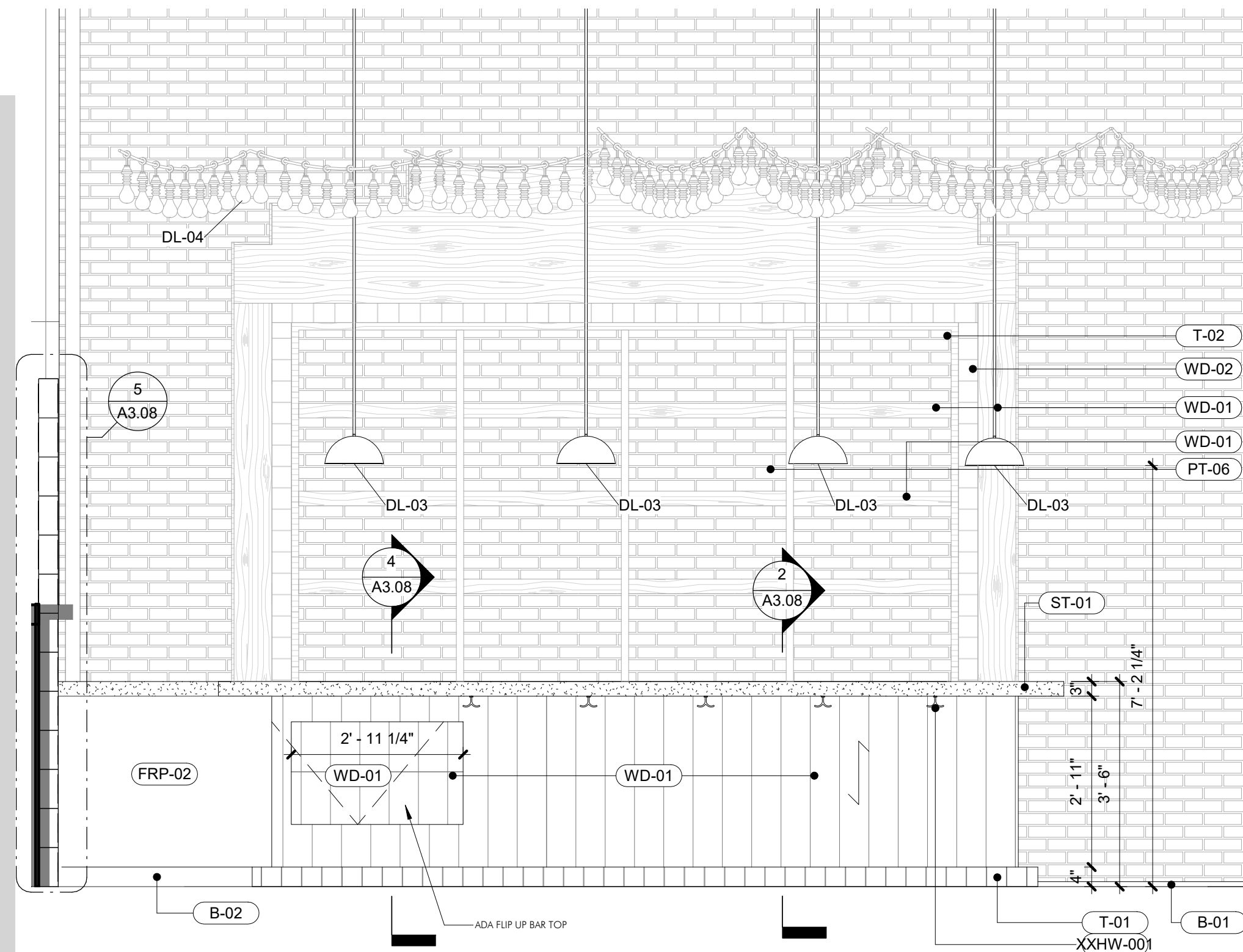
MANAGED BY HR DRAWN BY KS

SCALE 1/2" = 1'-0"

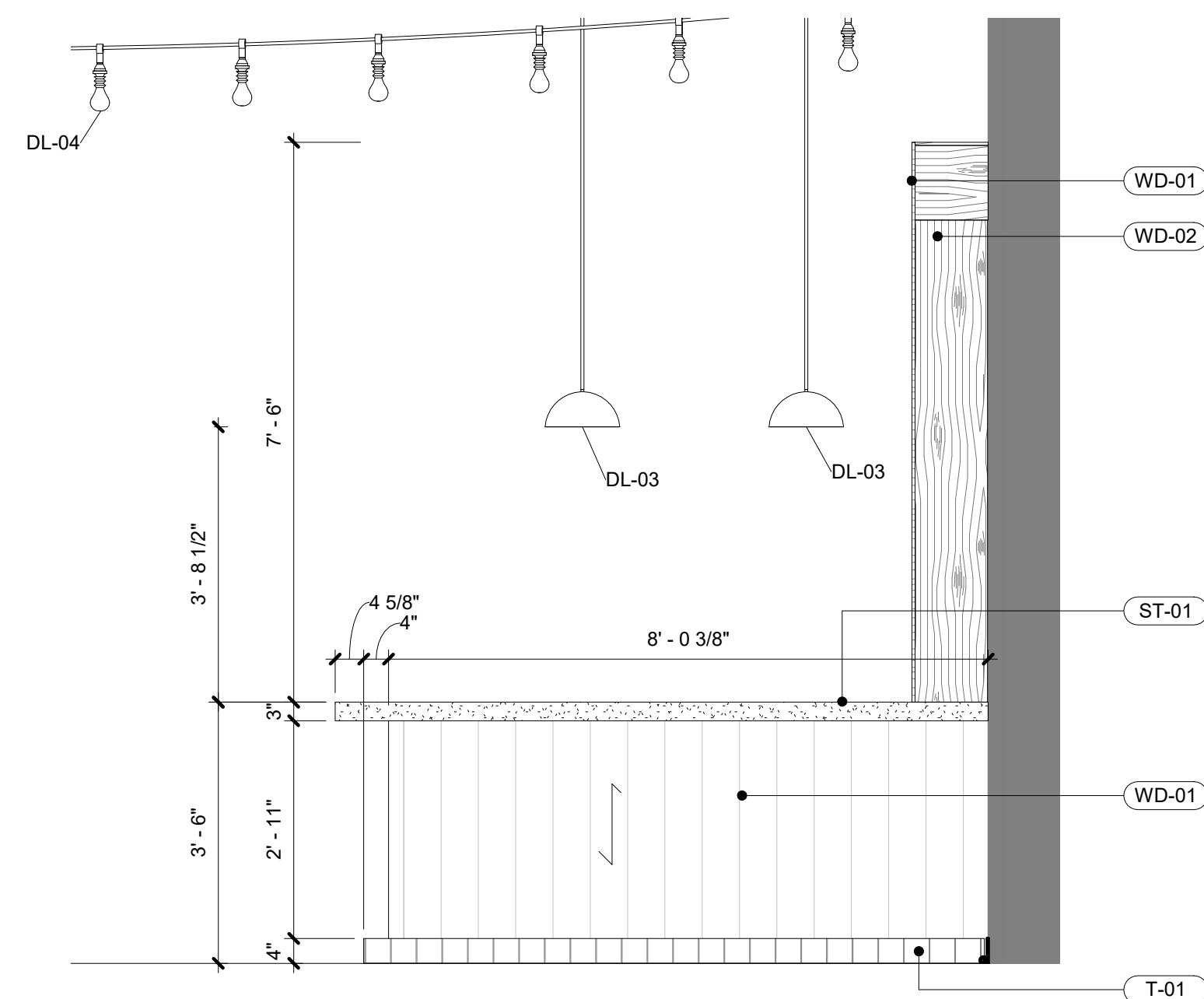
streetsense 2020 ©



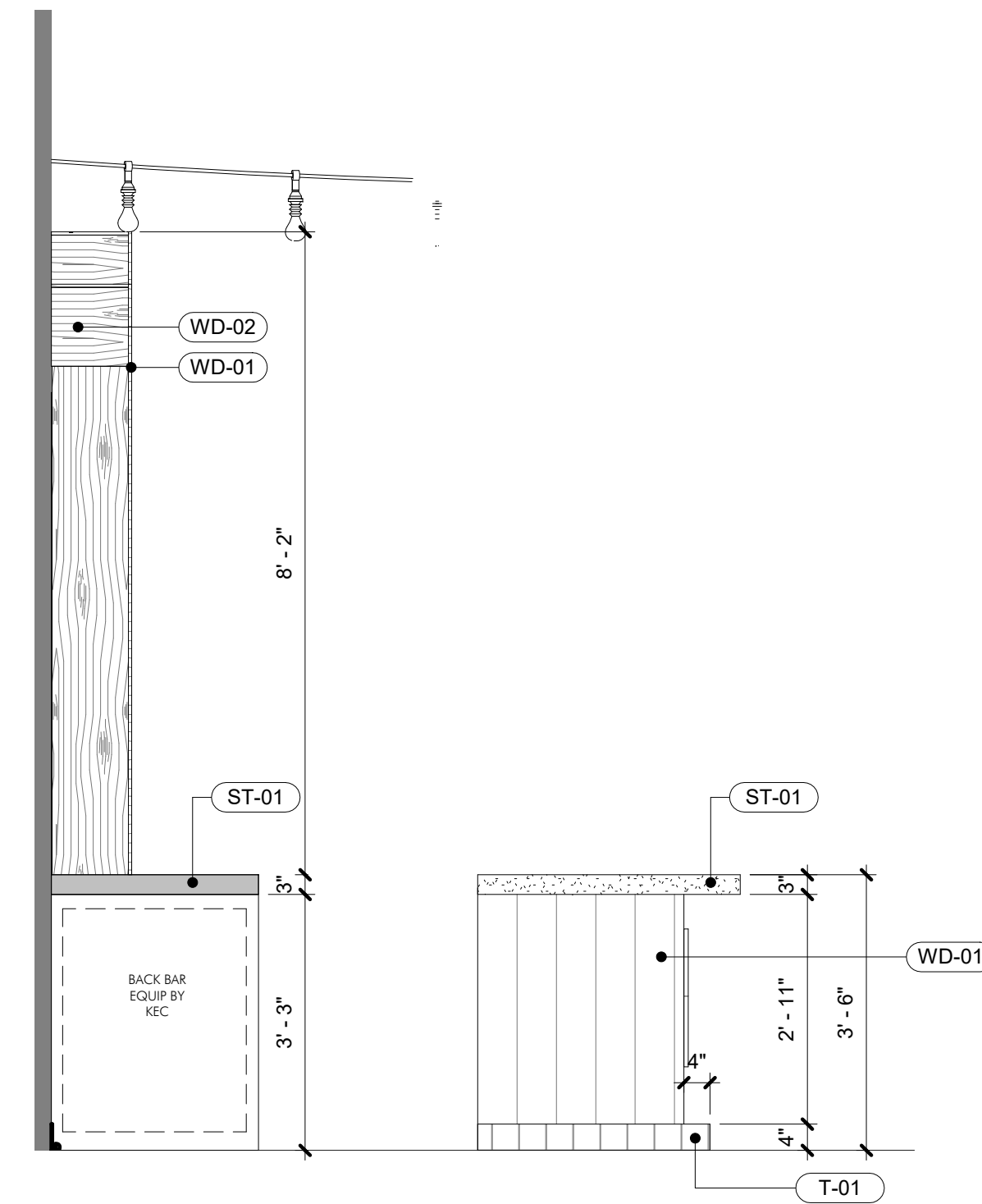
1 ENLARGED PLAN - BAR
A3.06 1/2" = 1'-0"



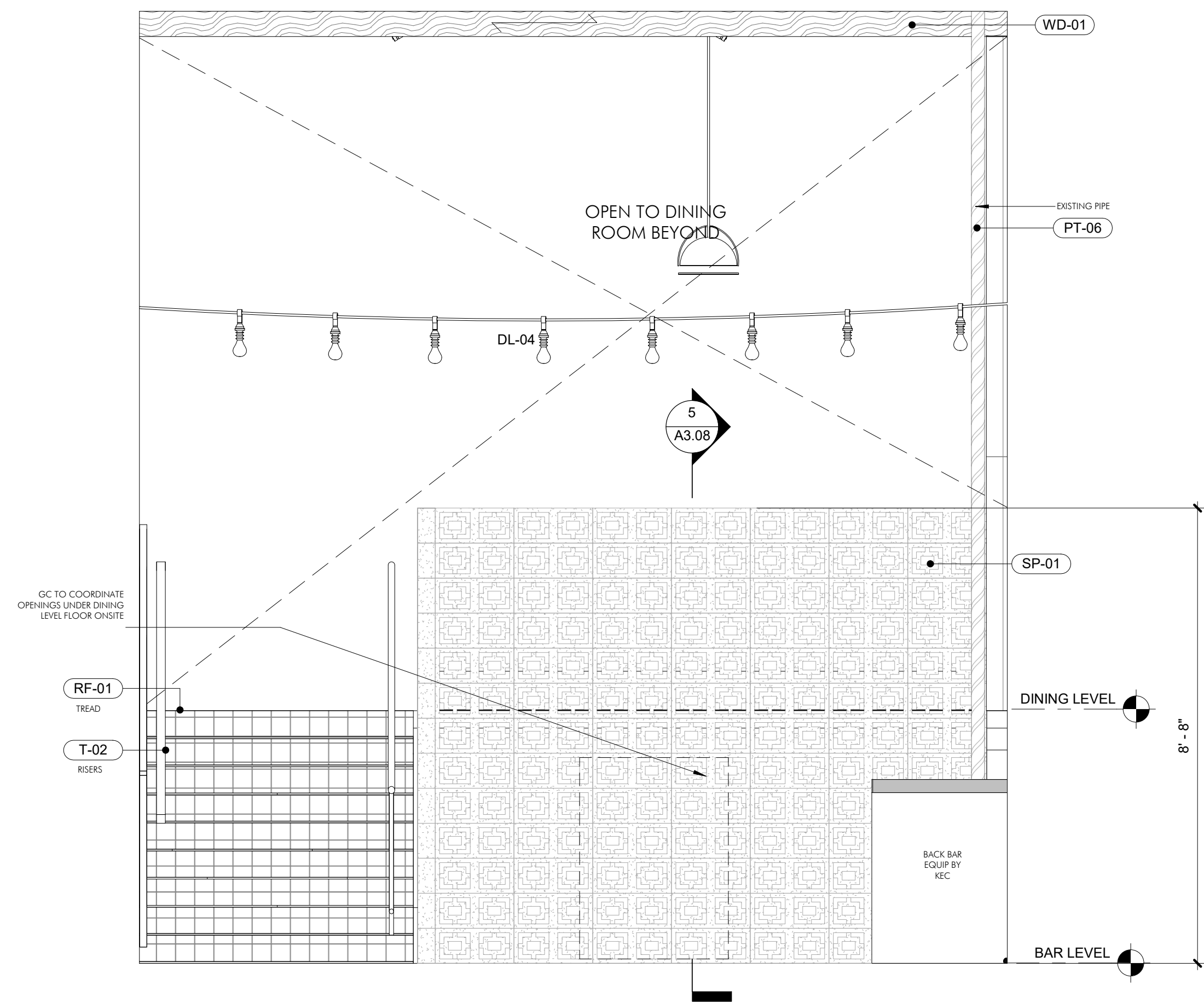
2 ENLARGED ELEVATION - BAR FRONT
A3.06 1/2" = 1'-0"



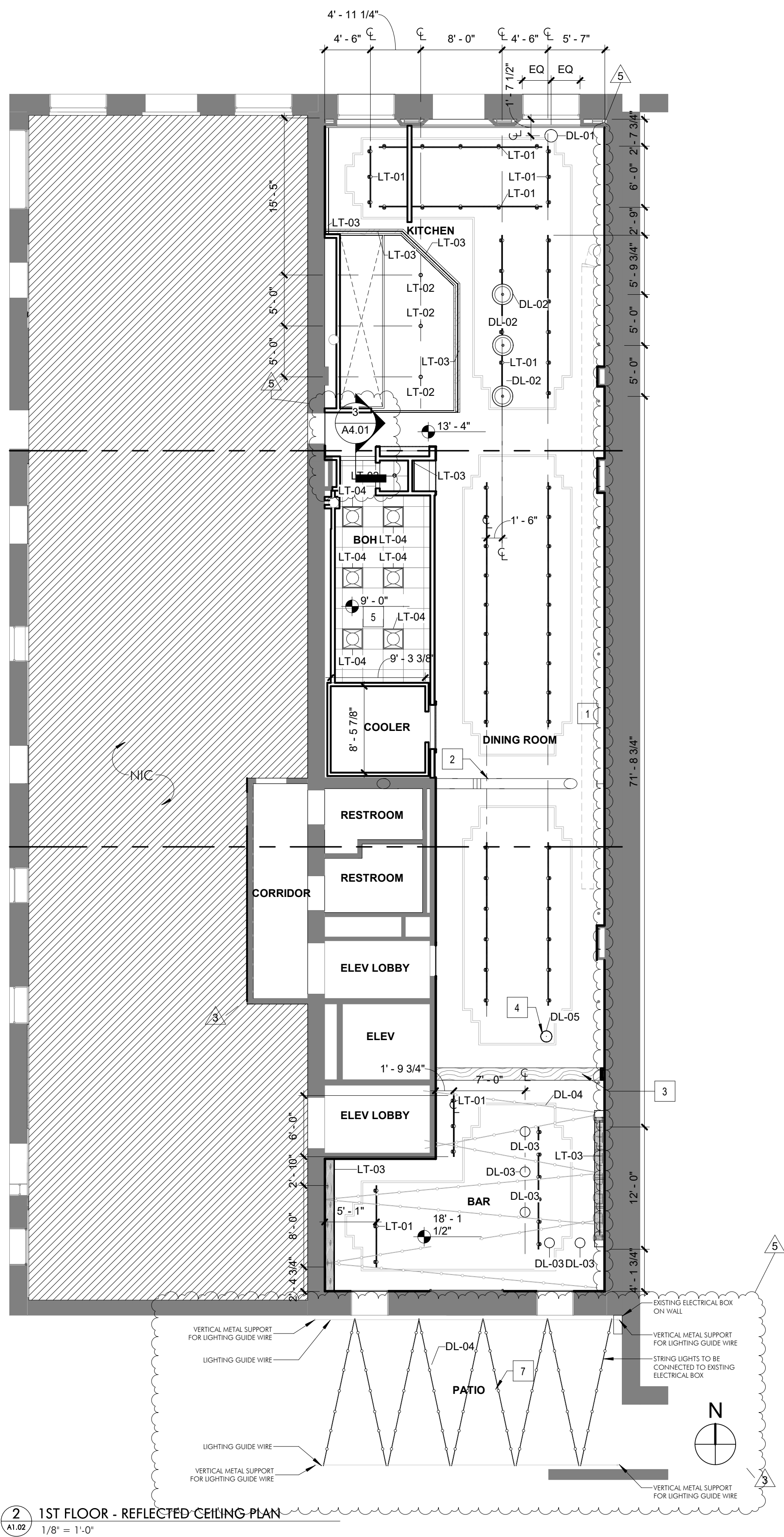
4 ENLARGED ELEVATION - BAR SIDE
A3.06 1/2" = 1'-0"



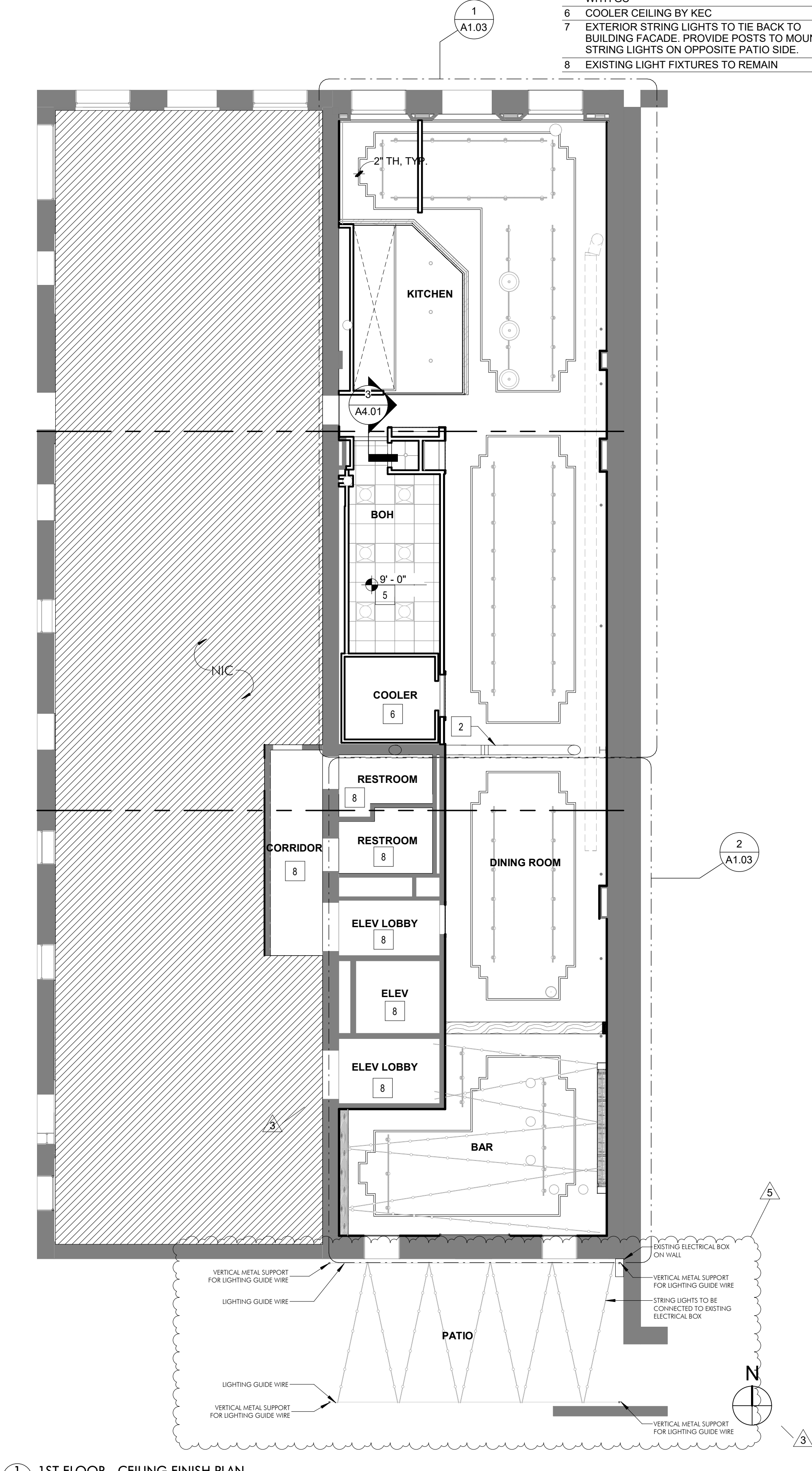
3 ENLARGED ELEVATION - SERVICE BAR SIDE
A3.06 1/2" = 1'-0"



5 ENLARGED ELEVATION - BREEZE BLOCK WALL BAR SIDE
A3.06 1/2" = 1'-0"



2
A1.02
1ST FLOOR - REFLECTED CEILING PLAN
1/8" = 1'-0"



1
A1.02
1ST FLOOR - CEILING FINISH PLAN
1/8" = 1'-0"

KEY NOTES - RCP

- 1 EXISTING DUCT WORK. PAINT AS SCHEDULED
- 2 EXISTING PIPE. PAINT AS SCHEDULED
- 3 MILLWORK BEAM
- 4 CENTER PENDANT OVER BOOTH BELOW. V.I.F
- 5 CEILING HEIGHT TO BE COORDINATED IN FIELD WITH GC
- 6 COOLER CEILING BY KEC
- 7 EXTERIOR STRING LIGHTS TO TIE BACK TO BUILDING FACADE. PROVIDE POSTS TO MOUNT STRING LIGHTS ON OPPOSITE PATIO SIDE.
- 8 EXISTING LIGHT FIXTURES TO REMAIN

RCP LEGEND

	ACT
	GPYSUM BOARD

GENERAL NOTES - RCP

- A CENTER SPRINKLER HEADS AND DIFFUSERS IN CEILING TILE. UNO.
- B ALL DEVICES IN CEILING TO BE PAINTED TO MATCH CEILING COLOR.
- C ALL EXIT SIGNS TO BE CENTERED IN EXIT PASSAGEWAY. UNO.
- D CENTER CEILING GRID IN ALL LOCATIONS. UNO.
- E CENTER SPRINKLER HEADS AND DIFFUSERS IN CEILING TILE. UNO.
- F CENTER ALL DOWNLIGHTS IN CEILING TILE. UNO.
- G ELECTRICAL PLANS ARE FOR CIRCUITING. ARCHITECTURE PLANS ARE FOR LOCATIONS.
- H SUPPORT CEILING SUSPENSION SYSTEM FROM STRUCTURE ABOVE, NOT FROM DUCTWORK, EQUIPMENT, OR PIPING. SPACE HANGERS NOT MORE THAN 6" FROM ENDS AND NOT MORE THAN 4'-0" ON CENTER ON RUNNERS.
- I GC SHALL NOTIFY ARCHITECT OF ANY CLEARANCE ISSUES WITH LIGHT FIXTURES, DEVICES, ETC. AND SHALL NOT MOVE, RELOCATE, OR ADJUST THE LOCATION OF ANY FIXTURES WITHOUT THE ARCHITECT'S APPROVAL.
- J THE GC SHALL SUBMIT A REFLECTED CEILING PLAN WITH ALL SPRINKLER HEAD LOCATIONS FOR REVIEW AND APPROVAL BY ARCHITECT AND BUILDING OWNER PRIOR TO INSTALLATION. THE GC SHALL PROVIDE AND INSTALL ADDITIONAL SPRINKLER HEADS AS REQUIRED BY THE FIRE MARSHALL. THE GC SHALL COORDINATE WITH THE ARCHITECT REGARDING THE LOCATION OF ANY ADDITIONAL SPRINKLER HEADS
- K ALL HVAC COVER PLATES MATERIAL/ FINISH TO BE COORDINATED WITH ARCHITECT UNLESS NOTED OTHERWISE.
- L PROVIDE BLOCKING IN CEILING FOR LIGHTING AND MILLWORK AS NEEDED.

S.

streetsense.

3 BETHESDA METRO, SUITE 140
BETHESDA, MARYLAND 20814
(P) 301.652.9020 (F) 301.652.9166
© 2020 streetsense architecture, llc.
www.streetsense.com

CLIENT

CONSULTANTS

PROFESSIONAL SEAL

PROFESSIONAL CERTIFICATION:
I HEREBY CERTIFY THAT THESE DOCUMENTS
WERE PREPARED OR APPROVED BY ME, AND
THAT I AM A DULY LICENSED PROFESSIONAL
ARCHITECT UNDER THE LAWS OF THE STATE OF
WASHINGTON

LICENSE NO:20120895 EXP:12/23/2022

ISSUANCES/REVISIONS

#	DESCRIPTION	DATE
1	PERMIT SUBMISSION	03/28/2022
3	PERMIT COMMENTS	05/27/2022
5	PERMIT DRAWINGS	07/27/2022

TACOLISTO

119 SOUTH JACKSON STREET
SEATTLE, WASHINGTON 98104

RCP + CEILING
FINISH PLAN

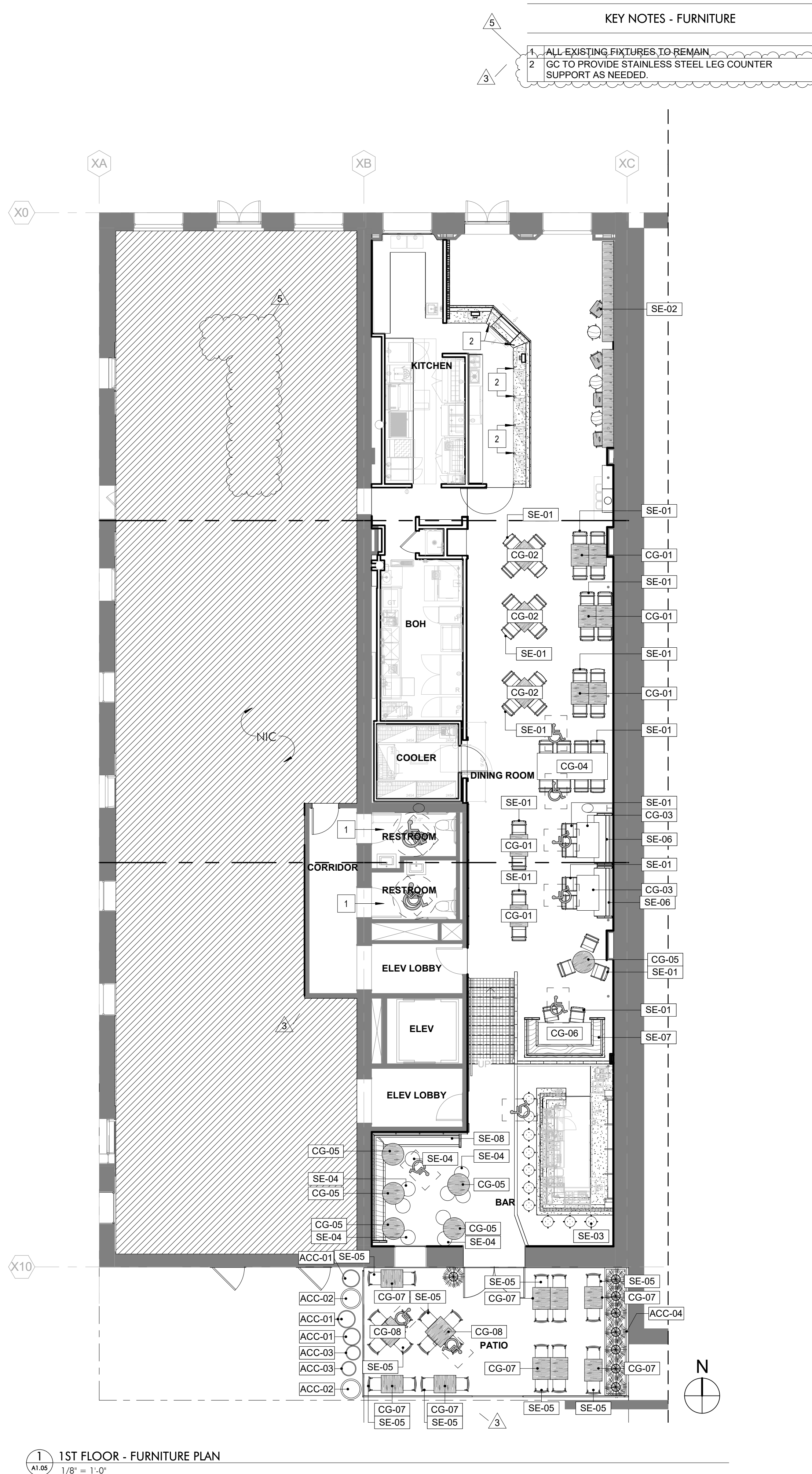
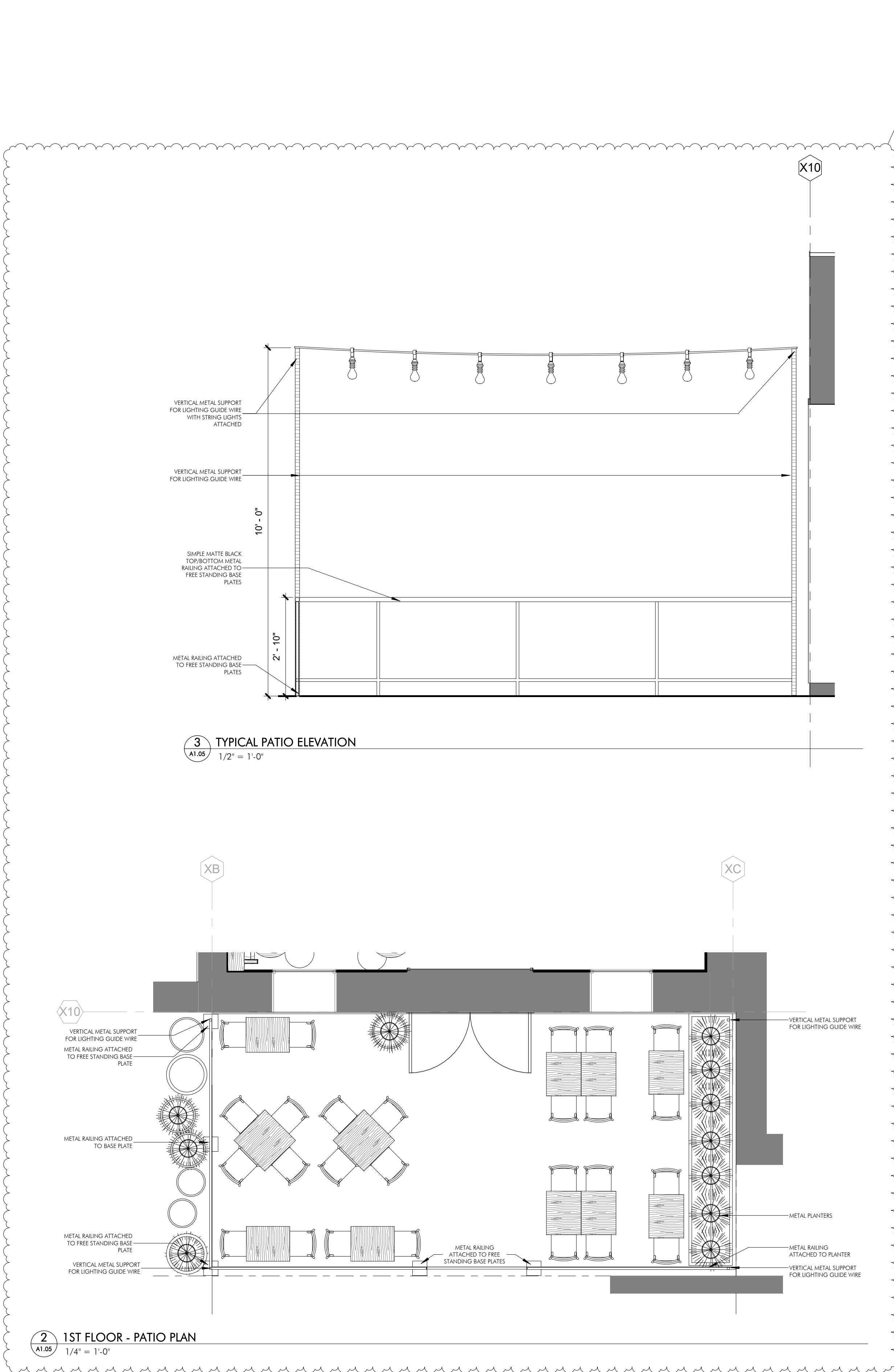
A1.02

PROJECT NUMBER 21-220

DATE 03/28/2022

MANAGED BY HR DRAWN BY KS

SCALE As indicated



KEY NOTES - FURNITURE

- ALL EXISTING FIXTURES TO REMAIN
- GC TO PROVIDE STAINLESS STEEL LEG COUNTER SUPPORT AS NEEDED.

GENERAL NOTES - FURNITURE

- A STREETSSENSE IS NOT RESPONSIBLE FOR COORDINATION OF QUANTITIES, SECURING, OR PURCHASING OF FF&E. IT IS THE OWNER'S RESPONSIBILITY TO CONTRACT A PURCHASER TO PROCURE FF&E. REFER TO RESPONSIBILITY IN SPECIFICATIONS.
- B FF&E ITEMS TAGGED OR SHOWN ARE FOR REFERENCE ONLY. FF&E SPECIFICATION MANUAL TO BE ISSUED SEPARATELY. OWNER AND PURCHASER TO REFER TO FF&E SPECIFICATION MANUAL FOR ALL SPECIFICATIONS, NOTES, AND COORDINATION.
- C SPECIFICATIONS ARE FOR DESIGN INTENT ONLY. IT IS THE OWNER'S RESPONSIBILITY TO CONTACT FURNITURE VENDOR/DEALER TO PROCURE FURNITURE AND COORDINATE LEAD TIMES. IT IS RECOMMENDED THAT ORDERS SHOULD BE PLACED NO LATER THAN 16 WEEKS BEFORE FURNITURE IS NEEDED ON SITE.
- D STREETSSENSE RECOMMENDS OWNER ORDER ONE (1) OF EACH SEATING TYPE TO CHECK FOR FINISH ACCURACY AND DURABILITY BEFORE PLACING FINAL ORDER.
- E REFER TO REFLECTED CEILING PLANS AND COORDINATION PLANS FOR NON-PORTABLE DECORATIVE LIGHTING.
- F REFER TO POWER AND COORDINATION PLAN FOR COORDINATION/POWERED FF&E.

GENERAL NOTES - MILLWORK

- A THE MILLWORKER SHALL INVESTIGATE, VERIFY, AND BE RESPONSIBLE FOR ALL CONDITIONS AND DIMENSIONS OF THE FIXTURES AND SHALL NOTIFY THE DESIGNER ABOUT ANY CONDITION REQUIRING MODIFICATION OR CHANGE.
- B SHOP DRAWINGS SHALL BE PROVIDED AS REQUIRED FOR MILLWORK/CUSTOM FINISH AND METAL DETAILS.
- C THE GC SHALL COORDINATE WITH MILLWORK (JOINERY) CONTRACTOR AND PROVIDE ALL NECESSARY BLOCKING, FRAMING, HANGERS OR OTHER SUPPORT FOR DECORATIVE LIGHTING, FIXTURES, EQUIPMENT, CABINETRY, MILLWORK AND ALL FF&E OR OPERATIONAL ITEMS REQUIRING THE SAME.
- D THE MILLWORK (JOINERY) CONTRACTOR SHALL COORDINATE WITH THE GC FOR ALL CONDITIONS AND REQUIREMENTS FOR THE CONSTRUCTION AND INSTALLTION OF ALL RESPECTIVE DISCIPLINES.
- E THE MILLWORK (JOINERY) CONTRACTOR SHALL FIELD VERIFY ALL JOB SITE CONDITIONS AND DIMENSIONS AND NOTIFY DESIGNER PRIOR TO THE FABRICATION OF ANY MILLWORK.
- F ALL VENEERS USED FOR PANELING SHALL BE CLASS 'A' OR ACCEPTED EQUAL FIRE RETARDENT CORE. NO PARTICLE BOARD.
- G GRAIN DIRECTION IS HORIZONTAL IN PANELING AND VERTICAL ON STANDING TRIM, HORIZONTAL ON RUNNING TRIM (SKIRTING, CORNICE AND DADO RAILING), UNO.
- H ALL CABINET AND CASEWORK INTERIORS SHALL BE FINISHED TO MATCH THE EXTERIOR FINISH, UNO.

GENERAL NOTES - ACCESSORIES & ARTWORK

- A STREETSSENSE IS NOT RESPONSIBLE FOR COORDINATION OF QUANTITIES, SECURING, OR PURCHASING OF FF&E. IT IS THE OWNER'S RESPONSIBILITY TO CONTRACT A PURCHASING/PROCUREMENT AGENT ("PURCHASER") TO PROCURE FF&E.
- B ITEMS TAGGED OR SHOWN ARE FOR INSTALLATION REFERENCE ONLY. SPECIFICATION MANUAL TO BE ISSUED SEPARATELY. GC, OWNER, AND PURCHASER TO REFER TO SPECIFICATION MANUAL FOR ALL SPECIFICATIONS, NOTES, RESPONSIBILITIES, AND COORDINATION.
- C SPECIFICATIONS ARE FOR DESIGN INTENT ONLY. IT IS THE PURCHASER'S RESPONSIBILITY TO PROCURE ACCESSORIES & ARTWORK AND COORDINATE LEAD TIMES. ORDERS SHOULD BE PLACED NO LATER THAN 16 WEEKS BEFORE ITEMS ARE NEEDED ON SITE.
- D PROVIDE IN-WALL BLOCKING AT ALL WALL HUNG ART AND ACCESSORIES SHOWN.
- E ALL EXISTING ARTWORK & ACCESSORIES LOCATED WITHIN IN-CONTRACT AREAS WHICH ARE NOT TAGGED IN THESE DOCUMENTS ARE TO BE REMOVED. WALLS AND ALL OTHER AFFECTED SURFACES TO BE PATCHED, REPAIRED, AND PAINTED AS NEEDED FOR APPEARANCE OF UNINTERRUPTED SURFACE.

S.

streetsense.

3 BETHESDA METRO, SUITE 140
BETHESDA, MARYLAND 20814
(P) 301.652.9020 (F) 301.652.9166
© 2020 streetsense architecture, llc.
www.streetsense.com

CLIENT

CONSULTANTS

PROFESSIONAL SEAL

PROFESSIONAL CERTIFICATION:
I HEREBY CERTIFY THAT THESE DOCUMENTS
WERE PREPARED OR APPROVED BY ME, AND
THAT I AM A DULY LICENSED PROFESSIONAL
ARCHITECT UNDER THE LAWS OF THE STATE OF
WASHINGTON

LICENSE NO:20120895 EXP:12/23/2022

ISSUANCES/REVISIONS

#	DESCRIPTION	DATE
1	PERMIT SUBMISSION	03/28/2022
3	PERMIT COMMENTS	05/27/2022
5	PERMIT DRAWINGS	07/27/2022

TACOLISTO

119 SOUTH JACKSON STREET
SEATTLE, WASHINGTON 98104

FURNITURE PLAN

A1.05

PROJECT NUMBER 21-220

DATE 03/28/2022

MANAGED BY HR DRAWN BY KS

SCALE As indicated

TACOLISTO

SEATTLE, WA

PATIO FURNITURE

JUNE 28, 2022



[HOME PAGE](#) / [PRODUCTS](#) / [FURNITURE](#) / [DINING CHAIRS](#) / [CHAIRS, DINING ARMCHAIRS](#) / METAL CHAIR BISTRO



METAL CHAIR
BISTRO

CAPUCINE



^
CLOSE

FIND A RETAILER



ALL THE BISTRO COLLECTION

DESCRIPTION

Created at the end of the 19th century – a contemporary of the Eiffel Tower – the **Bistro folding chair**, simple and solid, was very popular among lemonade sellers of the day. Today, **Bistro** is still as charming as ever! Indeed, having been sensitively restyled by Fermob, the **Bistro chair** is even more joyful and ingenious than ever! Bistro: authenticity and harmony rediscovered!

FEATURES



- frame : Steel
- Curved steel slats
- Plastic clips for safe folding and unfolding
- One-piece steel cross-pieces

TO COMPLETE




Round Planters Custom Size
24" DIA x 20" H
28" DIA x 30" H
20" DIA x 24" h

Vase



Natural Patina



Natural Rust Patina



Size Options

- ~~1230: Small – DIA 28" H 26.5" | 36 lbs aluminum~~
- ~~1231: Medium – DIA 34" H 33.25" | 47 lbs aluminum~~
- ~~1232: Large – DIA 34" H 50.125" | 160 lbs aluminum~~

All products can be custom built to suit specific needs. Please contact our sales team to discuss your customization needs.

Design Options

Surface Mounts



132 Pierpont Avenue, Garden Level
Salt Lake City, UT 84101
info@ore.design | 801.936.0499
ore.design

Custom planter size to span east side of patio:
14' -9.5" L x 2'-0" D
Finish: Natural Rust Patina

1108 | 1109 | 1110 HIGH RECTANGLE

PRODUCT DESCRIPTION: The HIGH RECTANGLE planter group features our tallest selection of rectangle options. Available in a variety of colors, our HIGH RECTANGLE containers are often paired with matching modular corner containers to better define spaces.

1108 SMALL HIGH: WEIGHT: 71 lbs. Steel | 32 lbs. Aluminum CAPACITY: 6.5 cu ft DIMENSION: 25"L x 20"W x 24"H

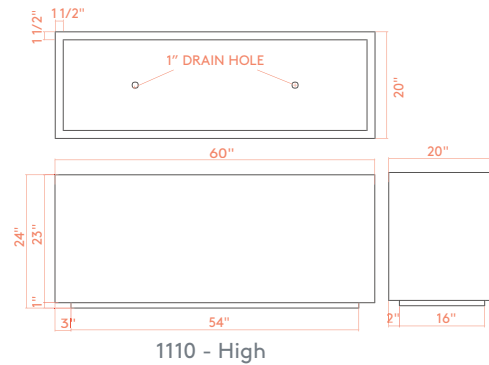
1109 MEDIUM HIGH: WEIGHT: 101 lbs. Steel | 45 lbs. Aluminum CAPACITY: 10.75 cu ft DIMENSION: 42"L x 20"W x 24"H

1110 LARGE HIGH: WEIGHT: 128 lbs. Steel | 56 lbs. Aluminum CAPACITY: 15.5 cu ft DIMENSION: 60"L x 20"W x 24"H

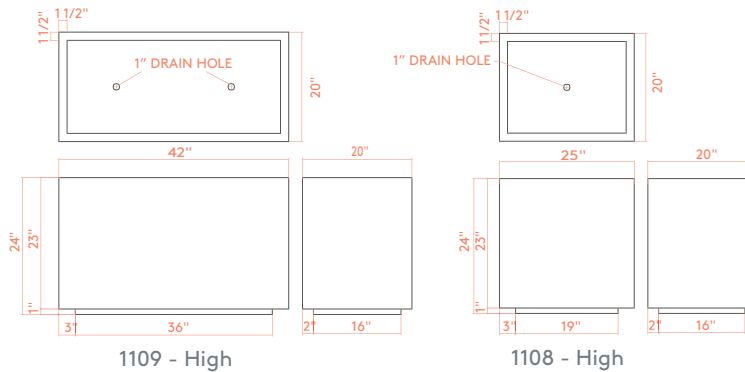
Formed of either steel or aluminum, our HIGH RECTANGLE containers are shaped, welded, powder coated (as desired), and packaged exclusively at Ore's independent manufacturing facility in Salt Lake City, Utah.

For more information, please contact your Ore Project Manager.

OPTIONS:       



1110 - High



1109 - High

1108 - High



1110 | High Rectangle in Standard Powder Coat Linen White

LEED® POINTS:

- 1) Material Content
- 2) Indoor Environmental Quality - Manufacturing
- 3) Indoor Environmental Quality - Low VOCs
- 4) Material Reuse
- 5) Proximity

Final points achieved will vary according to materials and destination.

LEGAL INFORMATION:

ALL RIGHTS RESERVED. INFORMATION IN THIS DOCUMENT IS CONFIDENTIAL AND IS EXCLUSIVE PROPERTY OF ORE INCORPORATED. DELIVERY OF THIS DOCUMENT OR ANY COPY THEREOF OR DISCLOSURE OF SUCH INFORMATION TO UNAUTHORIZED PERSONS IS FORBIDDEN WITHOUT EXPRESSED WRITTEN PERMISSION OF ORE INC.

TO SPECIFY THIS PRODUCT:

- 1) Indicate product name, product number, description, and size.
- 2) Select material: recycled steel, COR-TEN, or recycled aluminum. If recycled steel or aluminum is specified, select powder-coat color or natural patina finish.
- 3) Select product-specific options. Standard options may be viewed at ore.design.



[HOME PAGE](#) / [PRODUCTS](#) / [FURNITURE](#) / [TABLES](#) / [STANDARD HEIGHT TABLES](#) / TABLE 57 X 37 CM BISTRO



TABLE 57 X 37 CM
BISTRO

CACTUS



^
CLOSE

FIND A RETAILER



ALL THE BISTRO COLLECTION

DESCRIPTION

FEATURES




base : Steel
table top : Steel sheet
pads : One-piece



TABLE 71 X 71 CM
BISTRO



CACTUS



^


CLOSE

FIND A RETAILER





DESCRIPTION



FEATURES



base : Steel
table top : Steel sheet
pads : One-piece

TO COMPLETE

POTTERY BARN

Premium 9' Round Umbrella with Eucalyptus Tilt Pole, Sunbrella® Natural



OVERVIEW

- Pole is crafted of durable FSC® eucalyptus in a honey finish.
- Crafted with wood that meets the standards of the Forest Stewardship Council®, which protects forests and the life they support. To learn more about our environmental commitment [click here](#).
- Sunbrella canopy is constructed of 100% acrylic and provides up to 98% UV protection from harmful effects of the sun when used for shade.
- Umbrella features a tilt option and tie for closure.
- Sunbrella® fabric has been awarded the Seal of Recommendation by the Skin Cancer Foundation, an international organization dedicated to the prevention of skin cancer.
- Pairs with Wheeled and Flat Steel Umbrella Bases (Sold Separately).
- Designed to fit any Pottery Barn outdoor dining table (sold separately) that accommodates an umbrella. Please check umbrella pole diameter if using with other tables.
- Imported.
- Sunbrella® features a soil-and-stain-resistant finish that makes cleanup a breeze. Extend the life of outdoor Sunbrella® umbrella with these simple care and storage tips:
- Spot wash by sponging briskly with a solution of natural soap in lukewarm water. Rinse thoroughly with clean water to remove soap; air dry.
- For stubborn stains or suntan lotion, use fabric spot remover, follow the directions on the container.
- [Pottery Barn Fabric Cleaner and Fabric Guard](#) recommended for removing stains and treating new fabric for maximum protection.
- Cover and store indoors in a cool, dry place with adequate ventilation when not in use. Pottery Barn covers can be used (sold separately).
- To prevent mildew, be sure fabric is completely dry before storing.
- Solution-dyed acrylic does not promote mildew growth, however, mildew may grow on dirt and other foreign substances that are not removed from the fabric. To clean mildew stains, prepare a mild solution of one cup bleach and two capfuls of natural soap per gallon of water. Spray on entire area and allow to soak in. If necessary, scrub vigorously with a sponge or clean rag. Rinse thoroughly with sponge and clean water; air dry.

DIMENSIONS & CARE

DIMENSIONS

- Overall (open):
- 9' diameter, 8' high
- Overall (closed):
- 18" diameter, 8' high
- Clearance from ground to bottom of canopy:
- 74.5" (open); 40.75" (closed)
- Pole:
- 2' diameter
- Weight:
- 17.5 lbs

RESPONSIBLY MADE

Fair Trade Help ensure fair and safe labor practices, improve livelihoods and empower workers to invest in their communities.

Handcrafted Celebrate and preserve craft traditions around the world by supporting ethical handcraft.

Design Question?

[Start a Free Design Chat](#)

Organic When you shop for cotton made without harmful chemicals or pesticides, you're contributing to cleaner soil and waterways.

Sustainably Sourced Choose recycled, reclaimed, alternative or responsibly harvested materials that meet high social and environmental standards.

Certified Nontoxic Contribute to healthier indoor air at home by choosing products tested for harmful chemicals and VOCs.

COLORS AVAILABLE



SHIPPING & RETURNS

This item will arrive in 2-3 weeks

SHIPPING

UPS can deliver most in-stock items within 3-5 business days.

Next Day Delivery and Processing

We can arrange for next day delivery to most destinations within the contiguous 48 states, for an extra charge of \$26.00 per address. If we receive your order by 6pm PT Monday through Friday, you'll receive your order the next business day; orders placed on Friday after 6pm PT through Sunday will arrive on Tuesday.

Note: Next Day Delivery service is not available for some oversized items, White Glove Delivery, out of stock items, personalized items or for items shipped directly from the manufacturer.

View the complete [Shipping and Delivery Information page](#).

EASY RETURNS

You can return eligible item(s) within 30 days of receiving an order or 7 days for Quick Ship upholstery items for a refund of the merchandise value. An original receipt or gift receipt is required. Monogrammed items and Made to Order furniture or rugs are not eligible for returns. Review the full list of ineligible items and our refund policy below before starting the process.

Easy Ways to Return:

- Stores - You can return most non-furniture items to your local Pottery Barn store for free. A gift receipt or original receipt is required for all returns and exchanges.
- Bring to UPS Location (under 70 lbs) - See our full [Easy Returns Policy](#) to start the process.

Details:

Ineligible Items

Items non-eligible for returns or exchanges:

- Items without an original receipt or gift receipt
- Monogrammed items
- Mattresses
- Gift cards
- Made to Order items, including custom rugs and furniture
- Final sale items (with prices ending in \$.X7 or \$.X9)
- Items damaged through normal wear and tear

Questions? See our full [Easy Returns Policy](#).

Design Question?

[Start a Free Design Chat](#)

PREMIUM 9' ROUND UMBRELLA WITH EUCALYPTUS TILT POLE, SUNBRELLA® NATURAL

Item	Price	Delivery Surcharge
Premium 9' Round Umbrella with Eucalyptus Tilt Pole, Sunbrella® Natural	\$799	\$0
Premium 9' Round Umbrella with Eucalyptus Tilt Pole, Sunbrella® Heather Gray	\$799	\$0
Premium 9' Round Umbrella with Eucalyptus Tilt Pole, Sunbrella® Slate	\$799	\$0
Premium 9' Round Umbrella with Eucalyptus Tilt Pole, Sunbrella® Navy	\$799	\$0
Premium 9' Round Umbrella with Eucalyptus Tilt Pole, Sunbrella® Cobalt	\$799	\$0
Premium 9' Round Umbrella with Eucalyptus Tilt Pole, Sunbrella® Sapphire	\$799	\$0
Premium 9' Round Umbrella with Eucalyptus Tilt Pole, Sunbrella® Chambray	\$799	\$0
Premium 9' Round Umbrella with Eucalyptus Tilt Pole, Sunbrella® Mist	\$799	\$0
Premium 9' Round Umbrella with Eucalyptus Tilt Pole, Sunbrella® Silver	\$799	\$0
Premium 9' Round Umbrella with Eucalyptus Tilt Pole, Sunbrella® Ash	\$799	\$0
Premium 9' Round Umbrella with Eucalyptus Tilt Pole, Sunbrella® Flax	\$799	\$0
Premium 9' Round Umbrella with Eucalyptus Tilt Pole, Sunbrella® Linen Sand	\$799	\$0
Premium 9' Round Umbrella with Eucalyptus Tilt Pole, Sunbrella® Horizon	\$799	\$0
Premium 9' Round Umbrella with Eucalyptus Tilt Pole, Sunbrella® Lagoon	\$799	\$0
Premium 9' Round Umbrella with Eucalyptus Tilt Pole, Sunbrella® Spa	\$799	\$0
Premium 9' Round Umbrella with Eucalyptus Tilt Pole, Sunbrella® Oasis	\$799	\$0
Premium 9' Round Umbrella with Eucalyptus Tilt Pole, Sunbrella® Shale	\$799	\$0
Premium 9' Round Umbrella with Eucalyptus Tilt Pole, Sunbrella® Mocha	\$799	\$0
Premium 9' Round Umbrella with Eucalyptus Tilt Pole, Sunbrella® Black	\$799	\$0
Premium 9' Round Umbrella with Eucalyptus Tilt Pole, Sunbrella® Jockey Red	\$799	\$0
Premium 9' Round Umbrella with Eucalyptus Tilt Pole, Sunbrella® Terracotta	\$799	\$0
Premium 9' Round Umbrella with Eucalyptus Tilt Pole, Sunbrella® Tuscan	\$799	\$0
Premium 9' Round Umbrella with Eucalyptus Tilt Pole, Sunbrella® Aruba	\$799	\$0
Premium 9' Round Umbrella with Eucalyptus Tilt Pole, Sunbrella® Peridot	\$799	\$0
Premium 9' Round Umbrella with Eucalyptus Tilt Pole, Sunbrella® Stripe; Black	No longer available	\$0
Premium 9' Round Umbrella with Eucalyptus Tilt Pole, Sunbrella® Stripe; Bungalow Charcoal	No longer available	\$0
Premium 9' Round Umbrella with Eucalyptus Tilt Pole, Sunbrella® Stripe; Bungalow Flax	\$899	\$0
Premium 9' Round Umbrella with Eucalyptus Tilt Pole, Sunbrella® Stripe; Hibiscus	No Longer Available	No Longer Available
Premium 9' Round Umbrella with Eucalyptus Tilt Pole, Sunbrella® Stripe; Natural Wide	No longer available	\$0
Premium 9' Round Umbrella with Eucalyptus Tilt Pole, Sunbrella® Stripe; Navy	\$899	\$0
Premium 9' Round Umbrella with Eucalyptus Tilt Pole, Sunbrella® Stripe; Navy Wide	No longer available	\$0
Premium 9' Round Umbrella with Eucalyptus Tilt Pole, Sunbrella®; Thatch Salt	No longer available	\$0

Pricing may vary at time of purchase.
Product subject to availability. If you have any questions regarding this item(s), please call 1.

Design Question?

[Start a Free Design Chat](#)

TACOLISTO

SEATTLE, WA

DECORATIVE LIGHTING

March 16, 2022

DL-01

QTY: 1


Trade Advantage Program

FREE SHIPPING

LUMENS

LightingFansFurnitureDécorDesignRooms

<








>

Image may not reflect selected options

+

Black finish / Medium size



SALE

Bamboo Pendant

by Arik Levy for Forestier

\$297.02 - \$454.85

+ FREE SHIPPING


15% Savings Today


See details


Free Design Gift With Code


See details

Select Finish (4) : Green









Select Size (4) : Medium

M

Medium

Low Price Guarantee

\$417.72

Was \$491.44 | Save: \$73.72 (15%)

+ Free Shipping

1

Add To Project

Questions about the Bamboo Pendant?

DL-02

QTY: 3

REJUVENATION

LIGHTING & FANS

HARDWARE

FURNITURE

DECOR & RUGS

KITCHEN

BATH & PLUMBING

BEDROOM

OUTDOOR

ORGANIZATION

ANTIQUES

SALE

Search



CART : 0

CHECKOUT >

NEW ITEMS ADDED
UP TO 50% OFF
CLEARANCE

SHOP IN-STOCK &
READY TO SHIP OUTDOOR FURNITURE

START YOUR PROJECT
OUTDOOR LIVING

COMPLIMENTARY ADVICE FOR EVERY PROJECT
CONSULT OUR DESIGN CREW

Outdoor > Outdoor Ceiling Lighting > Carson 12" Cord Pendant

MAIL IT

PRINT IT


Save 149



CARSON 12" CORD PENDANT Item #A1899

\$249.00

SHADE FINISH - GLOSS HONEY YELLOW



1



ADD TO CART

SAVE FOR LATER

DL-03

QTY: 1

SERENA & LILY

BATH

BEDROOM

LIVING

DINING

OUTDOOR

RUGS

PILLOWS & TROWS

LIGHTING & D

The Spring Design Event Enjoy 20% off everything, including sale styles with code HOME [VISIT US](#) [*DETAILS](#)

Home / Lighting & Décor / Chandeliers & Pendants / Santa Barbara Taper Pendant



Santa Barbara Taper Pendant

\$498.00

From \$46/mo with [affirm](#) [Learn more](#)

Enjoy 20% off with code HOME

SIZE: Large

Small

Large

COLOR: Natural



QTY:

-

1

+

DL-04

PURCHASE
LENGTH AS
NECESSARY

Outdoor

BRIGHTTECH



Ambience Pro LED



★★★★★ 4.5 (24)

Ambience Pro LED

\$59

Retail \$90 - You save \$31

Size:

24	48
----	----

In stock

ADD TO CART

Free Shipping & Returns

These strands in a black rubber casing lend a t
cafe look to your patio or garden lighting for lo
entertaining with fifteen, clear 2W S14 bulbs on
heavy duty strand. The exposed filaments, patt
the Edison style, mesmerize guests with nostalg
to Brightech's WeatherTite (TM) technology, th
waterproof/weatherproof to a commercial grad

+ Details

DL-05

QTY: 5

02-6612 Account

SHADES OF LIGHT

Search

- CEILING LIGHTS
- FANS
- WALL LIGHTS
- LAMPS & SHADES
- OUTDOOR LIGHTS
- RUGS
- HOME DECOR
- INSPIRATION
- NEW

DELIER / All Pendants / Carly Rattan Pendant - Large

Share



CARLY RATTAN
PENDANT - LARGE

SKU PE21185 BZ
\$462.00

Color: Bronze Natural Rattan



Actual Size: 13"Hx22"Wx22"D

• Typically ships in 7-10 days.

Qty 1

ADD TO CART

+ Add to Wish List

Permit Response Form

To	City of Seattle Seattle Neighborhoods Historic Preservation Pioneer Square Preservation District - Genna Nashem
From	Streetsense
Date	02 August 2022
Project	21-220 / Tacolisto
Review Discipline	Project # DONH-COA-00598

REVIEW DEPARTMENT

- 1. Comment:** Your drawings of the railing did not identify the height of the railing or the height of the poles.

RESPONSE: PLEASE SEE SHET A1.05 WITH THE ADDITIONAL DIMENSIONS OF THE RAILING (2'-10") AND POSTS (10'-0").

- 2. Comment:** It is still unclear how you will get the zig zag pattern of lights on the patio. You indicate that there will be a guidewire, but you do not show the guidewire. If the guide wire will span the 30 feet between posts next to the building and the light string will zig zag back and forth, attached to a guidewire next to the building and the guidewire across the other side, will the 30-foot span be able to hold the lights without additional supports? It is preferred that there are no attachments to the building, but we will understand that this is not what you are proposing.

RESPONSE: PLEASE SEE SHEET A1.05 AND A1.02 FOR THE LIGHTING OVER THE PATIO. THE RAILING WILL SUPPORT THE VERTICAL POSTS FROM THE METAL BASE PLATES AND THE RAILING AND/OR PLANTER. THERE WILL BE A GUIDE WIRE FROM THE LEFT-HAND SIDE TO THE RIGHT HAND SIDE AT THE FRONT AND BACK WHICH WILL SUPPORT THE STRING LIGHTS WITHOUT A CONNECTION TO THE BUILDING AS REQUESTED.

- 3. Comment:** Being you did not show any plans to add an electrical connection for the outdoor lighting, I am assuming that there is an existing electrical outlet so no alterations to accommodate for electricity if needed. If that is not correct you will need to show how in the drawings how you are getting electrical to the lighting – any outlets, conduit, etc.

RESPONSE: CORRECT, PLEASE SEE SHEET A1.02 AS THERE IS AN EXISTING ELECTRICAL CONNECTION/BOX ON THE RIGHT HAND SIDE OF THE PATIO ON THE WALL ELEVATION THAT WE WILL BE TIEING INTO TO PROVIDE POWER TO THE OVERHEAD STRING LIGHTS.

Permit Response Form

To	City of Seattle Seattle Neighborhoods Historic Preservation Pioneer Square Preservation District - Genna Nashem
From	Streetsense
Date	27 July 2022
Project	21-220 / Tacolisto
Attachment	--
Review Discipline	Project # DONH-COA-00598

REVIEW DEPARTMENT

- Comment:** Drawings and/or cut sheets for the railing surround of the outdoor patio café. Including material, color and any attachments to the ground or building or identify on the drawings if it is free standing and the height.

RESPONSE: PLEASE SEE SHEET A1.05 FOR PATIO PLAN AND ELEVATION. SIMPLE MATTE BLACK METAL RAILING WITH FREE STADING BASE PLATES AND VERTICAL SUPPORTS FOR LIGHTING GUIDE WIRE ON THE FRONT AND REAR OF THE PATIO AREA TO SUPPORT THE STRING LIGHTS OVER THE PATIO DINING EXPERIENCE.

- Comment:** The proposed light string over the back patio (I don't need any other interior lighting so for the purpose of an efficient review, it would be helpful to have the outdoor alley café lighting separate from the other lighting). From the plan drawing a light string appears to zig zag back and forth. but you didn't include any drawings showing the attachment locations or identifying what the string is attached to on the wall (we would want to see it attached either to existing elements on the wall or in the mortar joints rather than the bricks) and what it is attached to on the alley side, for example if the railing will include tall polls that should be included with what you submit for the railing.

RESPONSE: PLEASE SEE SHEET A1.05 FOR PATIO PLAN AND ELEVATION. SIMPLE MATTE BLACK METAL RAILING WITH BASE PLATES AND VERTICAL SUPPORTS FOR GUIDE WIRE ON THE FRONT AND REAR OF THE PATIO AREA TO SUPPORT THE STRING LIGHTS OVER THE PATIO DINING EXPERIENCE.

- Comment:** You included cut sheets for table and chairs, but you did not identify the color you propose. (You did identify the color on the umbrellas)

RESPONSE: THE TABLE AND CHAIRS WERE SHOWN ON THE SELECTED COLORS. PLEASE SEE THE ATTACHED PATIO SPECS WITH THE COLOR CALLED OUT WITH A RED MARK-UP.

METAL BISTRO CHAIR IN CAPUCINE / METAL BISTRO TABLES IN CACTUS / UMBRELLA IN SUNBRELLA LAGOON

4. **Comment:** I don't see a material or color sample proposed for the backing of the counter that will partially infill the window. Please include that.

RESPONSE: PLEASE SEE A PICTURE OF THE WOOD CONTROL SAMPLE - TERRAMAI MISSION OAK WHITE ENGINEERED PANEL WITH A CLEAR OIL FINISH.

[MISSION OAK WHITE ENGINEERED FLOORING & PANELING \(terramai.com\)](https://terramai.com/mission-oak-white-engineered-flooring-paneling)



5. **Comment:** I also am not sure I understand what you mean by the window will be activated with someone standing there welcoming guests. Considering there is a wall on the interior separating that area on the interior, I can assume that you don't mean a hostess seating people, and it doesn't make sense that someone would just stand in the window waving at people walking up. From the floor plans this really looks like a food prep area. If it is the intention that the food be prepared in the window you should just clearly explain that. You should be aware that if the partial fill of the window is allowed, then there likely will not be any approvals to obscure the remaining of the windows. They would really be choosing to have the food prep in a highly visible location.

RESPONSE: THIS AREA IS BEING USED FOR PREP - MORE SPECIFICALLY SAUCES, TORTILLAS AND THE FRESH CITRUS PREP. THE INDIVIDUAL HERE HAS THE OPPORTUNITY TO SAY HELLO TO CUSTOMERS WALKING IN SINCE THE DIVIDING WALL IS A HALF HEIGHT WALL. PLEASE SEE THE DIAGRAM BELOW.

