



# JULY - SEPT 2018 OLS DATA REPORT

## Paid Sick & Safe Time



## Fair Chance Employment



## Minimum Wage



## Wage Theft



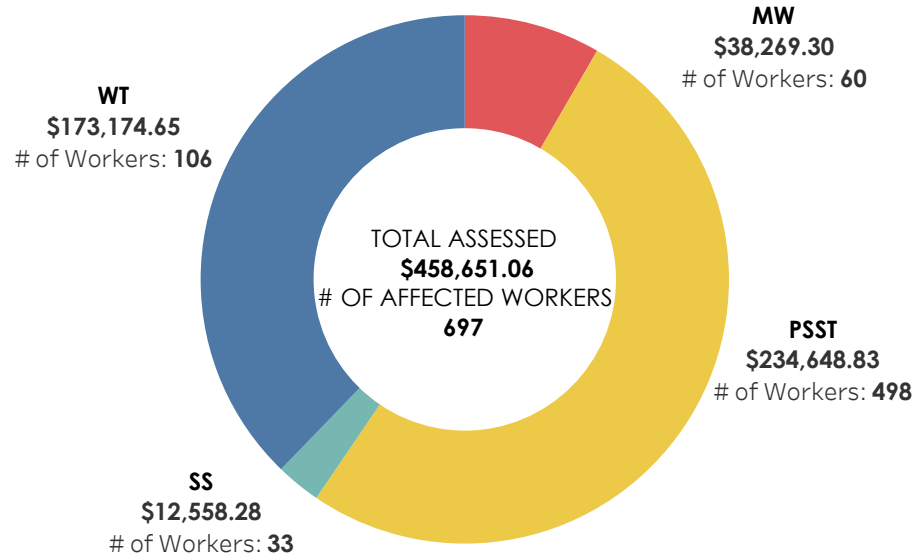
## Secure Scheduling



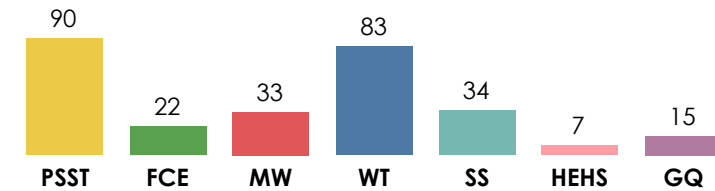
## Hotel Employees Health & Safety Initiative



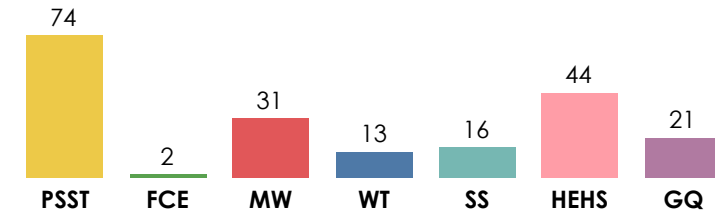
### Financial Remedies



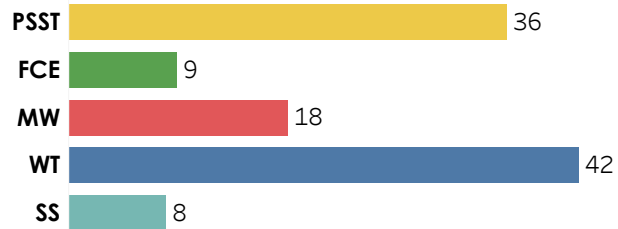
### Worker Inquiries Total: 284



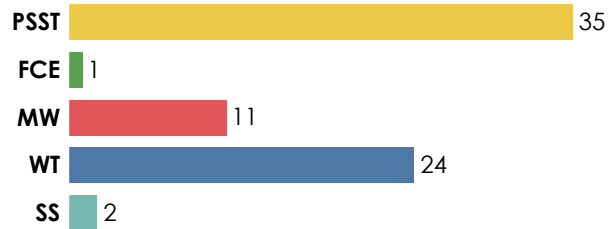
### Employer Inquiries Total: 201



### As of 09/30/2018 - Current Open Investigations Total: 113 Total # of Employers: 59



### Resolved Investigations Total: 73 Total # of Employers: 33



### Trainings

23

### Resolution Type

|                        |    |
|------------------------|----|
| Determination          | 3  |
| Dismissal/No Violation | 25 |
| Settlement             | 45 |