

January - March 2018 OLS Data Report

Paid Sick & Safe Time

Fair Chance Employment

Minimum Wage

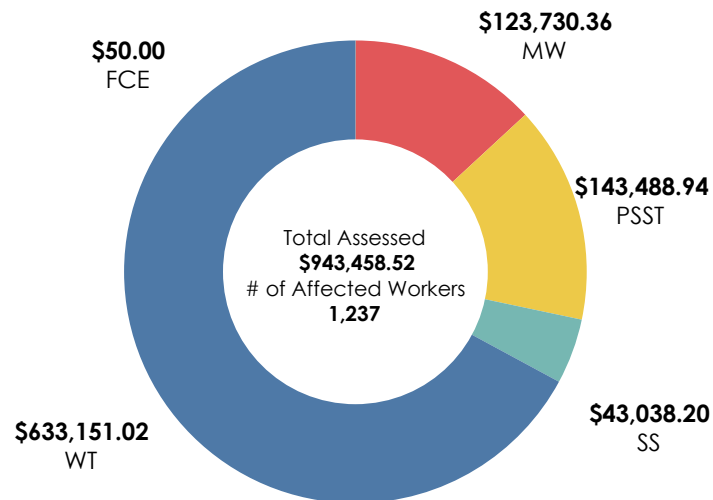
Wage Theft

Secure Scheduling

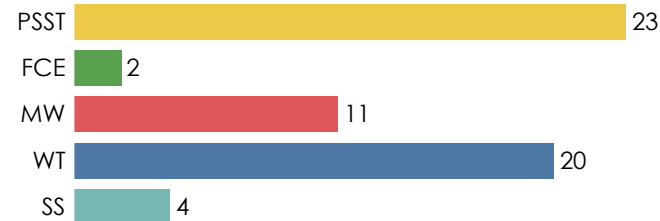
Hotel Employees Health
& Safety Initiative



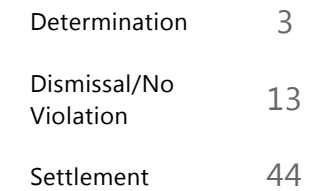
Financial Remedies



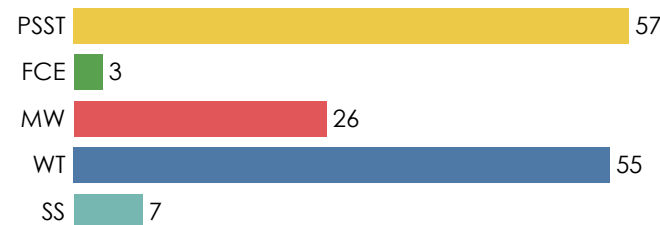
Resolved Investigations



Resolution Type



Current Open Investigations



SUMMARY

Financial Remedies

Assessed to Workers: \$919,158.52
Assessed to City: \$24,300
Total Assessed: \$943,458.52
of Affected workers: 1,237

Investigations

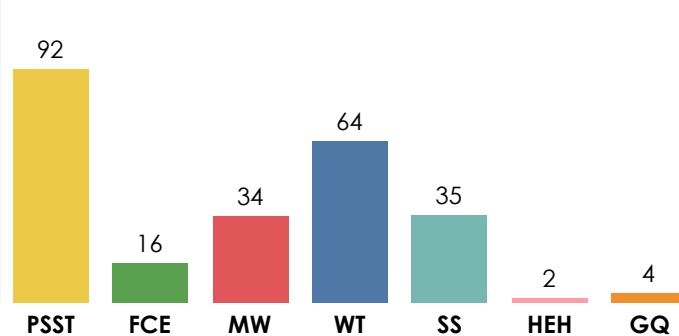
Total Resolved: 60
Total Employers: 34

Total Current Open: 148
Total Employers: 73

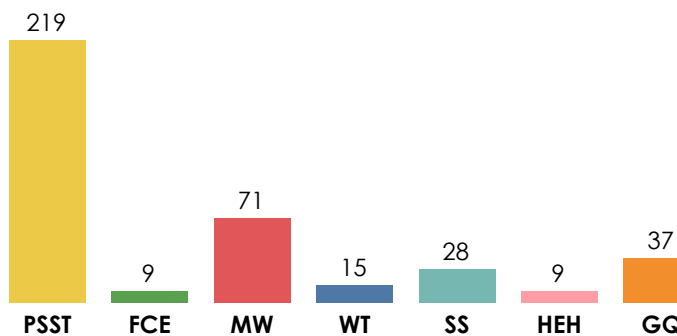
Inquiries

Total Worker: 247
Total Employer: 388

Worker Inquiries



Employer Inquiries



Updated: 07/16/2018