



Summary of WA State Liquor & Cannabis Board Regulations: (WAC 314-55-097)

-  All parts of the cannabis plants (including root balls, residual planting medium, stems, branches, leaves, trim, etc.) that contain **less than 10% THC** should be composted in the City of Seattle.
-  If the cannabis waste contains **10% or greater THC**, it must be managed as a **dangerous waste** that is toxic (see disposal guidelines under WAC 314-55-097 for more information).

How to compost <10% THC marijuana waste:

Dispose by grinding the cannabis plant waste 50/50 by volume with non-cannabis compostable waste. This includes:

- Food scraps
- Residual soil
- Yard waste
- Other wastes approved by the WSLCB
- Paper or Cardboard

Example: Combine waste from production facility with shredded cardboard scraps 50/50 by volume and compost



Secure your dumpster: Reduce theft & vandalism

- Tip: Build an enclosure or keep dumpsters inside your facility prior to pickup to reduce vandalism and theft.
- Tip: Call your waste hauler and request a lock for your dumpsters:



RECOLOGY CLEANSCAPES
GARBAGE | RECYCLING | COMPOSTING
206-250-7500
info@recologycleanscapes.com



WASTE MANAGEMENT
GARBAGE | RECYCLING | COMPOSTING
800-592-9995
recyclenw@wm.com



REPUBLIC
RECYCLING | COMPOSTING
206-332-7777
infoseattle@republicservices.com



CEDAR GROVE
RECYCLING | COMPOSTING
877-994-4466
help@cgcompost.com



SEADRUNAR
RECYCLING
206-467-7550
info@seadrunarrecycling.com

Contact the Seattle Public Utilities EnviroStars Program for free resources and service information.



Business Recycling & Composting Requirements




The City of Seattle prohibits businesses from putting recyclables and compostables in the garbage.

NOT ALLOWED IN GARBAGE

Paper



Cardboard



Cups



Cans



Jars



Bottles




Food



Paper



Yard Waste



Recycle

COMMERCIAL RECYCLING REQUIREMENTS
EFFECTIVE JULY 2014



Compost

COMMERCIAL COMPOSTING REQUIREMENTS
EFFECTIVE JANUARY 2015

Recycling & Composting Tips:

- Avoid using disposable items. Instead use reusable, recyclable and compostable items. Ask suppliers about recyclable or compostable products and products that have less packaging.
- Composting & Recycling More Saves Money. These two services are 30-50% cheaper than garbage service. Reduce your garbage service if your container is not full.
- Clearly Label Collection Bins. Use signs that show where items specific to your workplace go. Teach staff how to sort the specific items used at your business.
- Place all three collections bins (recycle, compost, and garbage) together in a central location.
 - Place bins in the kitchen where they will be used, such as near prep stations and dishwashing stations.

Contact the Seattle Public Utilities EnviroStars Program for free resources and service information.



EnviroStars@seattle.gov

206.343.8505

seattle.gov/util/GreenYourBusiness