




**Seattle
Public
Utilities**



**ADOPT A
STREET**

VOLUNTEER GRAFFITI PAINT-OUT HANDBOOK

1

Request Supplies

2

Stay Safe While Volunteering

3

"Dos" And "Don'ts"

4

Volunteer Sign-in Sheet

5

"How to Paint" Reference Guide

6

How to Report Your Graffiti Paint-Out

7


Contacts

GRAFFITI PAINT-OUT SUPPLIES



➔ Supplies Available

Safety Vests	
Trash bags	
Buckets & Lids	
Gloves	small canvas
	large canvas
	Latex
Paint (comes in 5-gallon buckets)	gray
	brown
Rollers/ Roller covers	large
	small
Paint Tray/Paint Screen	



➔ Requesting Supplies

- 1) Submit a Supply Request and Pickup Webform online at bit.ly/aas-supplies. The webform includes:
 - Safety Guidelines
 - Date selection to pick up litter cleanup supplies
 - A request for supplies
- 2) AAS Volunteer Coordinator will send an email confirmation with pickup date.

➔ Picking Up Supplies

Location: SPU Warehouse 2717 6th Pl S Seattle, WA 98134 (in between S. Lander St and S. Forrest St in the SODO neighborhood)



- 1) Please arrive on the day you selected on the [WebForm](#), and confirmed by AAS Volunteer Coordinator.
- 2) Text/call the number that is on A-Frame outside of warehouse (or included in your confirmation e-mail) that you are here to pick up supplies.

HOW TO STAY SAFE WHILE VOLUNTEERING



Safety Gear

Provided by Adopt a Street:

- Safety Vest (to be worn at all times!)
- Gloves

Strongly recommended:

- Long pants and long sleeve shirts (clothing that covers exposed skin)
- Boots or sturdy shoes that you don't mind getting dirty
- Bright colored, easily visible clothing and will protect you from the elements.

Volunteer Safety Guidelines

Assess your surroundings, only paint in safe locations. Check for:

Hazardous Materials	Avoid areas where you see hypodermic needles, suspicious fluids, etc.
Traffic Conditions	Be prepared for any unexpected behavior from motorists; Do not go into the roadway, median, and other locations encountering vehicle traffic.
Unsafe Structures	Stay off bridges and rocky, steep, unstable slopes, guardrails. Avoid construction and utility work sites.
Weather Conditions	No lightening or heavy winds, and of course rain/snow



Also, be sure to:

Pay Attention	Do not wear headphones; Do not use alcohol or mind-altering substances prior to, or while participating in paint-out events; Only work during daylight hours
Take breaks!	Make sure you and your crew are drinking water and taking breaks frequently to avoid overexertion and heat related problems



Emergency Procedures

- Know the location of the nearest emergency facility and how to quickly summon the police or medics
- Report all accidents or injuries to the Event Leader immediately
- We recommend having at least one Cleanup Event member possesses a valid First Aid Card
- If you encounter a dangerous situation such as harassment from others, leave the area and dial 9-1-1 for assistance.

GRAFFITI PAINT OUT "DOs" AND "DON'Ts"



"PERMISSION" is the name of the game for Volunteer Graffiti Paint Out, otherwise an action that you thought was being helpful could also be considered graffiti 😞. Graffiti Paint Out volunteers need to communicate with Adopt a Street program staff about when and where they are painting to confirm permissions to paint out graffiti in a location.

*If there is a location that you would like to paint out, please ensure the property owner has signed a [permission waiver](#) granting permission for volunteers to paint out graffiti using white/brown/gray paint. Email signed waivers, to adoptastreet@seattle.gov. We keep a master list of all waivers provided.

Painting "DOs"



Obtain WRITTEN permission from property owner or designee.



Survey the location to make sure it is safe



Make sure the surface is clean before painting and protect the surrounding area from drips and spills.



Be respectful of people and property owners.



Use best matched color for the property.



Paint in daylight and not at night



Paint in dry weather to maximize drying.



Keep equipment clean and in good working condition.

Painting "DON'Ts"



Painting in unsafe or dangerous locations



Painting on any property (public or private) WITHOUT permission



Painting on glass or brick



Using oil or acrylic based paint



Throw unused paint into a water storm drain or on the ground



Climb ladders to paint out hard to reach areas

GRAFFITI PAINT OUT HOW TO PAINT



1 Prepare Equipment

- If more than one volunteer, distribute paint into several buckets (be sure to do this on a protected surface to avoid spills)
- Place paint screen into paint bucket



2 Prepare Surface

- Take a “before” picture to send to Adopt a Street
- Wash painting surface to remove oil, mildew, and old blistering paint so that your fresh paint will stick.
- Place cloth or cardboard on the ground to protect from drips and spills

3 Begin Painting

(Don't paint over official stickers or signs)

- Start by painting a “W” on the surface.
- Continue painting over the “W” until you have created a square block.
- Repeat the process until you have covered the whole tag.



4 Cleaning Up

- Leave roller screens in bucket.
- Seal all leftover paint in paint bucket and wash frames in a sink basin.
- Scrape excess paint from roller covers back into the paint bucket and seal in a plastic bag (do not rinse).
- You can store sealed roller covers in the freezer to be used again.
- Take an “after” picture of the property and send it to Adopt a Street!


Note: To dispose of roller covers, let air dry till hard, then place in trash.



HOW TO REPORT YOUR GRAFFITI PAINT OUT



1 Calculate Your Square Footage



Bath Towel = 10 Sq Ft



King Sized bed = 50 Sq Ft



School Bus = 250 Sq Ft

2 Take & Send Before/After Pictures

- 1) Text pics to the Adopt a Street coordinator at **206-482-3147 (or)**
- 2) Email pics to adoptastreet@seattle.gov

Please include the following details:

- Volunteer group name
- Date of graffiti removal
- Address of property completed

3 Report Your Graffiti Paint-out

ALWAYS report your paint out!

Immediately after your event, please report your clean up in any of the following ways:

- 1) Call the Adopt a Street at **206-684-7647**
- 2) Email adoptastreet@seattle.gov

Please include the following details:

- Volunteer group name
- Date of graffiti removal
- # of hours spent on clean-up
- # of volunteers who participated
- Address of property completed
- Cubic feet of graffiti covered (estimations will do)
- Any photos you have of the event!



ADOPT A STREET



Seattle Public Utilities

PROGRAM INFORMATION

Contact Information

Website: www.seattle.gov/utilities/aas

E-mail: adoptastreet@seattle.gov

Phone: (206) 684 – 7647

Mailing Address:

SPU Adopt a Street Program
700 5th Ave, Suite 4900
PO Box 34018
Seattle, WA 98124-4018

SPU Warehouse Address:

(for supply pick-up)
2717 6th Pl
Seattle, WA 98134

Program Staff

Program Manager

Jenny Frankl

Jenny.frankl@seattle.gov

(206) 482-3147

Clean City Manager

Darius Foster

Darius.foster@seattle.gov

Volunteer Engagement Coordinator

Lidya Besrat

Lidya.besrat@seattle.gov

(206) 402-8801

Clean City Division Director

Lee Momon

Lee.momon@seattle.gov

How to Report Graffiti

Use the online [Graffiti Report Form](#), the [Find It, Fix It mobile app](#), or call the Graffiti Report Line at (206) 684-7587 to report graffiti for removal on public property or graffiti that has not been removed from private property.

Please call 911 to report graffiti in progress. Do not attempt to apprehend or contact the tagger.