

# Garbage Report

Solid Waste Planning & Program Management  
 SPU\_SW\_Reports@seattle.gov

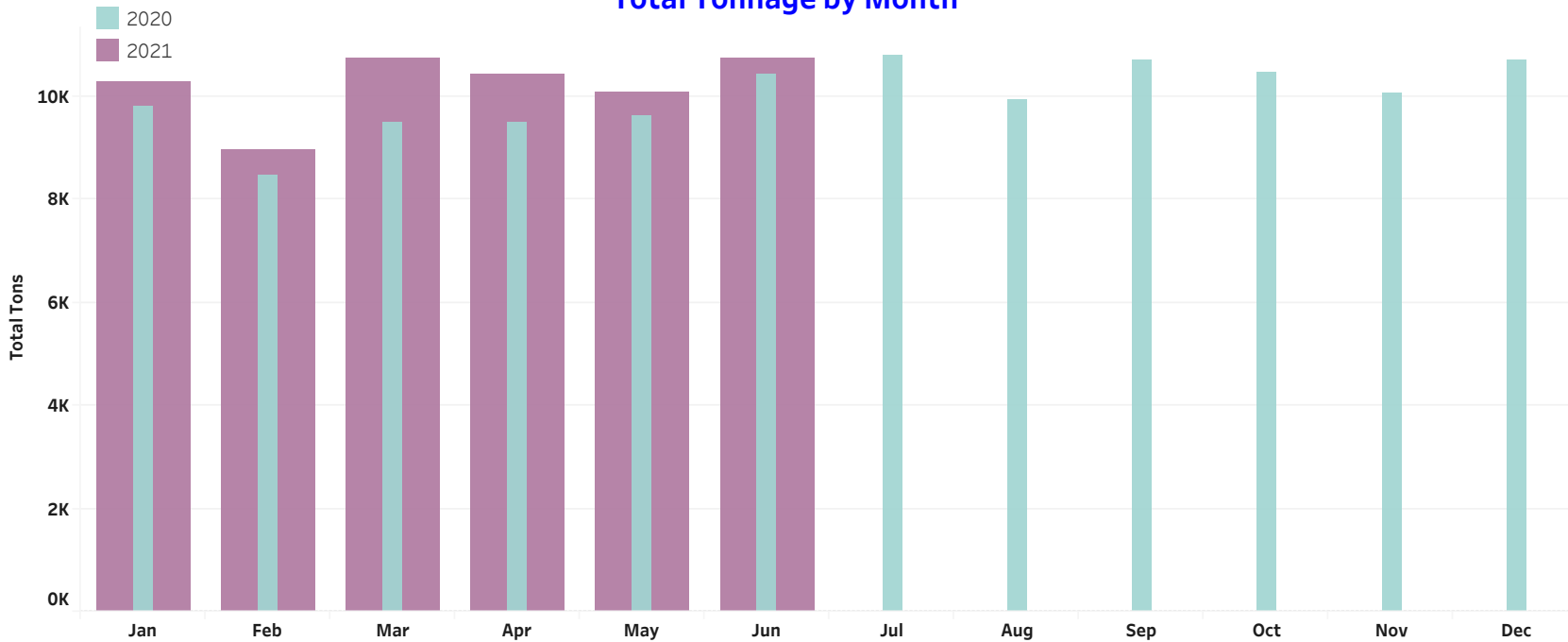
## Summary

**Q2**  
**2021**

### Self-Haul and Contracted Tonnage by Sector

	Self Haul	Single Family	Multi Family	Residential	Commercial	Disposal (Landfill)
<b>Tonnage</b>	<b>28,003</b>	<b>17,361</b>	<b>13,874</b>	<b>31,234</b>	<b>28,632</b>	<b>94,203</b>
% Difference vs 2020	<b>41.65%</b>	<b>3.043%</b>	<b>9.42%</b>	<b>5.783%</b>	<b>18.20%</b>	<b>20.28%</b>
<b>Households(HH)</b>		<b>173,036</b>	<b>204,081</b>			
HH % difference vs 2020		<b>2.09%</b>	<b>3.17%</b>			
<b>Average LB/HH</b>		<b>66.89</b>	<b>45.32</b>			
LB/HH % difference vs 2020		<b>0.93%</b>	<b>6.06%</b>			

### Total Tonnage by Month

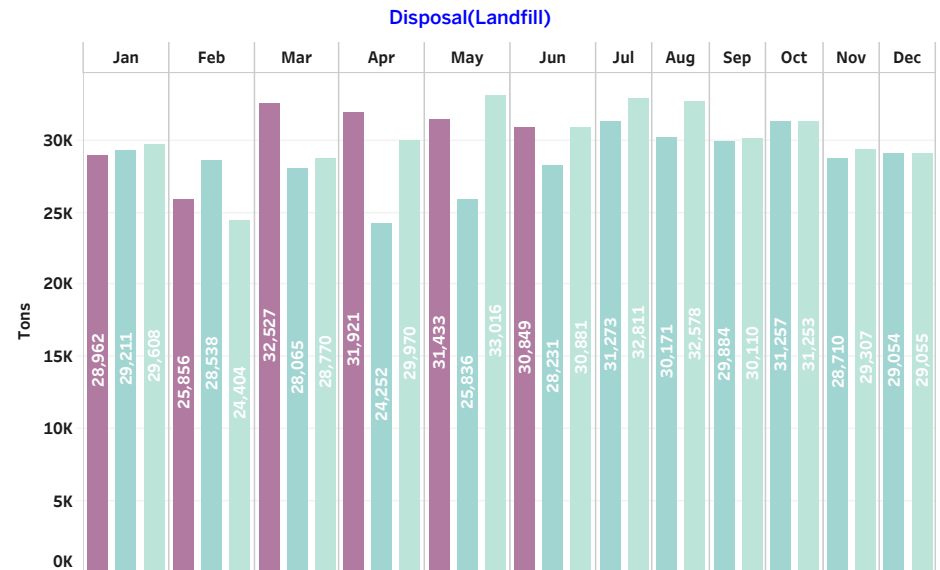
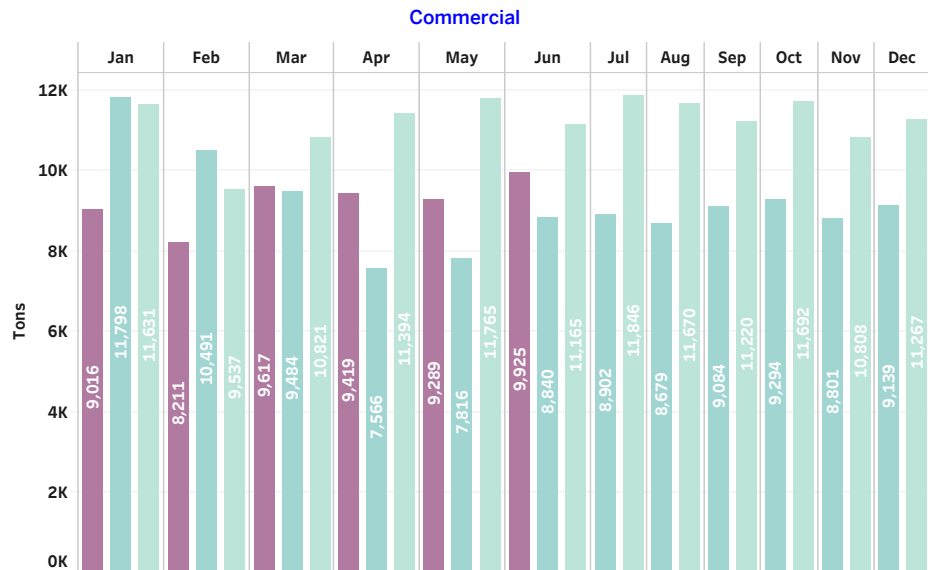
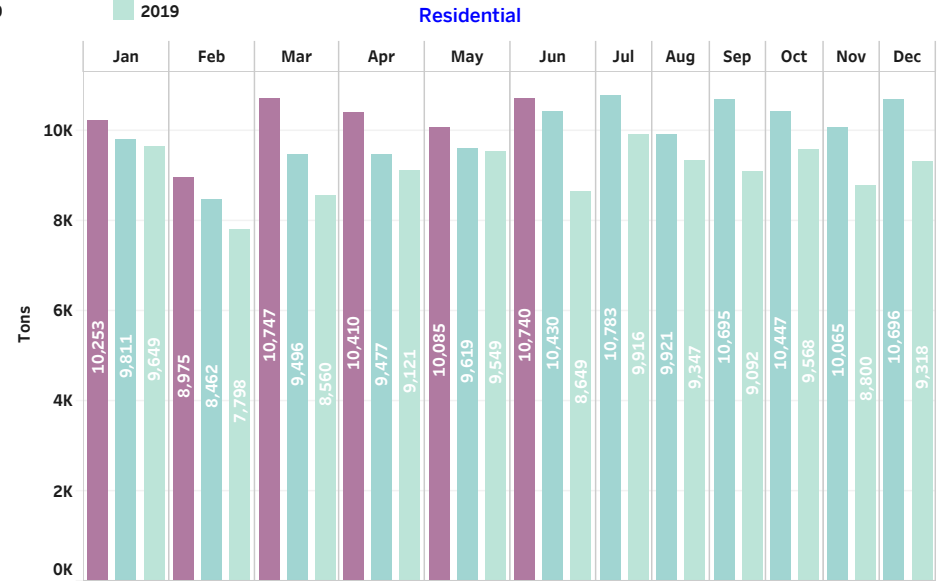
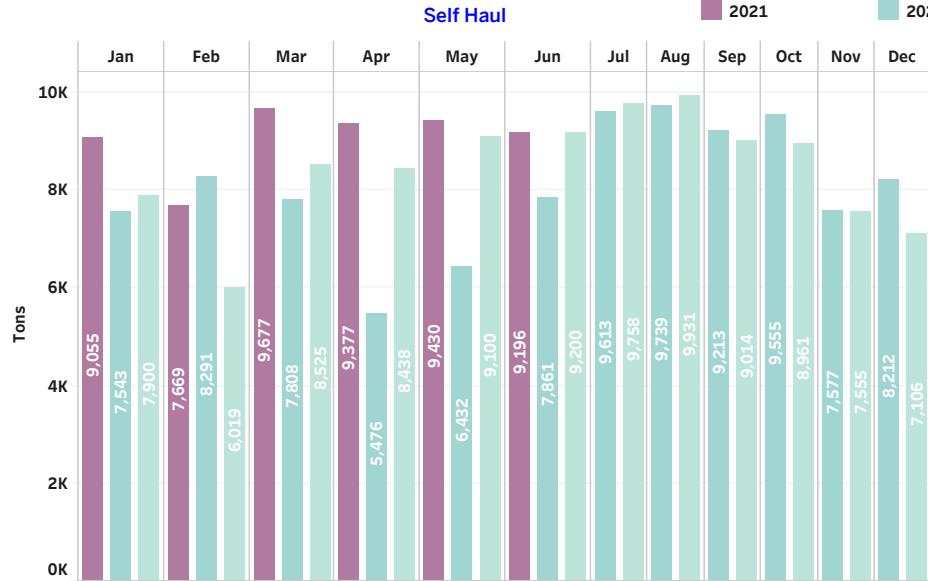


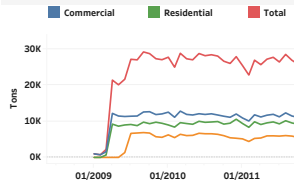
# Garbage Report

Solid Waste Planning & Program Management  
SPU\_SW\_Reports@seattle.gov

## Monthly Tons to City Owner Station Collected by Sector

Q2  
2021





Garbage Disposal

Year	Quarter	Month	Residential			Commercial	Disposal (Landfill)	Garbage Disposal				Residential (LF)	Commercial	Disposal (Landfill)						
			Self Haul	Residential	Commercial			Total	CAR	Truck	Self Haul				Units(SF)					
2021	Q2	Jun	9,196	10,740	9,925	30,849	2021	Jun	29,862	9,196	9,925	6,366	173,062	69	4,804	204,456	47	10,740	9,925	30,849
		May	9,430	10,085	9,289	31,433	May	28,803	9,430	9,430	5,587	173,127	65	4,498	203,851	45	10,085	9,289	31,433	
		Apr	9,377	10,312	9,084	29,962	Apr	29,205	9,377	9,377	5,838	172,919	68	4,571	203,935	45	10,410	9,419	31,921	
		Mar	9,677	10,747	9,617	32,527	Mar	30,041	9,677	9,677	5,916	172,685	69	4,831	203,548	47	10,747	9,617	32,527	
		Feb	9,769	9,876	9,271	29,865	Feb	28,954	9,769	9,769	5,964	170,965	67	4,721	203,337	40	9,876	9,271	29,865	
		Jan	9,055	10,253	9,016	28,962	Jan	28,324	9,055	9,055	5,675	171,627	66	4,571	201,331	45	10,253	9,016	28,962	
		Total	54,404	61,208	55,476	181,548	Total	171,088	54,404	54,404	33,854	172,628	392	27,355	203,410	269	61,208	55,476	181,548	
2020	Q4	Dec	8,212	10,696	9,139	29,054	2020	Dec	28,047	8,212	8,212	6,069	171,567	71	4,628	201,292	46	10,696	9,139	29,054
		Nov	7,577	10,710	9,212	28,227	Nov	26,444	7,577	7,577	5,622	171,539	66	4,443	200,944	44	10,065	8,901	28,710	
		Oct	9,555	10,447	9,294	31,257	Oct	29,296	9,555	9,555	5,872	171,529	68	4,575	200,344	46	10,447	9,294	31,257	
		Sep	9,213	10,208	9,084	29,904	Sep	28,992	9,213	9,213	5,964	170,965	67	4,721	203,337	40	9,904	9,084	29,904	
		Aug	9,739	9,921	8,679	30,171	Aug	28,338	9,739	9,739	5,460	170,876	64	4,461	199,411	45	9,921	8,679	30,171	
		Jul	9,613	10,703	8,902	31,273	Jul	29,298	9,613	9,613	6,093	169,508	72	4,661	198,317	47	10,703	8,902	31,273	
		Jun	7,861	10,430	8,840	28,231	Jun	27,131	7,861	7,861	5,822	169,496	69	4,609	198,416	46	10,430	8,840	28,231	
		May	6,422	9,619	7,616	25,896	May	23,967	6,422	6,422	5,471	169,522	65	4,148	197,345	42	9,619	7,616	25,896	
		Apr	5,476	9,477	7,566	24,252	Apr	22,520	5,476	5,476	5,555	169,439	66	3,922	197,671	40	9,477	7,566	24,252	
		Mar	7,805	9,496	9,484	29,965	Mar	26,788	7,805	7,805	5,882	169,406	61	4,295	197,168	44	9,496	9,484	29,965	
		Feb	8,291	8,462	10,491	28,538	Feb	27,244	8,291	8,291	4,242	169,231	52	4,042	196,475	41	8,462	10,491	28,538	
		Jan	7,543	9,811	11,798	29,211	Jan	29,153	7,543	7,543	5,330	169,089	63	4,462	196,308	46	9,811	11,798	29,211	
		Total	64,927	77,769	77,769	244,482	Total	327,118	64,927	64,927	36,878	170,181	786	53,026	198,684	534	119,033	109,895	344,482	
2019	Q4	Dec	7,106	9,200	8,055	26,255	2019	Dec	27,691	7,106	7,106	4,981	168,459	59	4,337	195,188	44	9,200	8,055	26,255
		Nov	7,555	8,800	10,808	29,307	Nov	27,162	7,555	7,555	4,661	168,331	55	4,139	195,292	42	8,800	10,808	29,307	
		Oct	8,961	9,568	11,692	31,253	Oct	28,622	8,961	8,961	5,925	168,261	63	4,495	194,858	46	9,568	11,692	31,253	
		Sep	9,014	9,092	11,220	30,110	Sep	29,326	9,014	9,014	4,818	168,392	57	4,275	194,159	45	9,092	11,220	30,110	
		Aug	9,931	9,347	11,670	32,578	Aug	30,948	9,931	9,931	4,953	168,306	59	4,394	194,049	45	9,347	11,670	32,578	
		Jul	9,758	9,916	11,845	31,499	Jul	31,521	9,758	9,758	5,246	168,122	62	4,670	193,444	48	9,916	11,845	31,499	
		Jun	9,200	8,649	11,165	30,881	Jun	29,014	9,200	9,200	4,573	168,201	54	4,076	192,806	42	8,649	11,165	30,881	
		May	9,100	9,512	11,314	30,116	May	30,416	9,100	9,100	5,110	165,006	61	4,435	191,839	45	9,512	11,314	30,116	
		Apr	8,438	9,121	11,394	29,970	Apr	28,953	8,438	8,438	4,826	167,772	58	4,295	191,543	45	9,121	11,394	29,970	
		Mar	8,525	8,560	10,821	28,770	Mar	27,906	8,525	8,525	4,567	167,860	54	3,993	191,026	42	8,560	10,821	28,770	
		Feb	6,019	7,798	9,537	24,404	Feb	23,354	6,019	6,019	4,152	167,695	50	3,646	190,202	38	7,798	9,537	24,404	
		Jan	7,900	9,449	11,631	29,608	Jan	29,180	7,900	7,900	5,221	167,500	62	4,428	189,540	47	9,449	11,631	29,608	
		Total	101,506	109,367	134,816	361,762	Total	345,690	101,506	101,506	58,191	168,081	692	51,176	192,854	531	109,367	134,816	361,762	
2018	Q4	Dec	7,075	9,212	12,729	29,328	2018	Dec	26,913	7,075	7,075	4,644	166,335	61	4,071	192,290	43	9,212	12,729	29,328
		Nov	7,661	9,102	11,134	28,523	Nov	27,897	7,661	7,661	4,915	166,852	59	4,188	197,673	45	9,102	11,134	28,523	
		Oct	8,904	9,452	11,913	30,594	Oct	30,269	8,904	8,904	5,033	166,966	60	4,419	187,870	47	9,452	11,913	30,594	
		Sep	9,283	8,413	10,745	29,975	Sep	28,441	9,283	9,283	4,519	167,025	54	3,895	186,759	42	8,413	10,745	29,975	
		Aug	9,611	9,807	11,820	30,771	Aug	31,452	9,611	9,611	5,103	166,990	61	4,404	186,147	47	9,807	11,820	30,771	
		Jul	9,558	9,082	11,820	30,750	Jul	29,860	9,558	9,558	4,916	166,926	59	4,167	185,586	45	9,082	11,820	30,750	
		Jun	9,027	27,003	34,899	92,777	Jun	30,627	9,027	9,027	4,811	166,966	61	4,101	184,116	45	9,027	27,003	34,899	
		May	9,260	9,425	11,879	31,708	May	30,564	9,260	9,260	5,122	166,748	55	4,303	183,519	47	9,425	11,879	31,708	
		Apr	8,296	8,678	11,318	28,655	Apr	28,292	8,296	8,296	4,605	166,748	55	4,073	182,015	45	8,678	11,318	28,655	
		Mar	6,768	7,879	9,527	25,271	Mar	26,878	6,768	6,768	4,192	166,380	51	3,687	180,199	41	7,879	9,527	25,271	
		Feb	5,412	6,805	11,461	29,012	Feb	24,904	5,412	5,412	4,768	165,800	51	3,687	180,199	41	6,805	11,461	29,012	
		Jan	7,571	9,508	12,613	29,880	Jan	29,992	7,571	7,571	5,127	164,986	62	4,381	179,783	49	9,508	12,613	29,880	
		Total	100,265	104,366	134,816	361,762	Total	344,515	100,265	100,265	57,122	166,588	693	49,750	194,405	540	104,366	134,816	361,762	
2017	Q4	Dec	7,107	8,555	11,266	28,227	2017	Dec	26,928	7,107	7,107	4,603	164,882	56	3,952	179,672	44	8,555	11,266	28,227
		Nov	7,048	9,115	12,042	30,578	Nov	28,205	7,048	7,048	4,945	164,821	60	4,170	179,661	46	9,115	12,042	30,578	
		Oct	8,241	9,115	11,685	29,555	Oct	28,913	8,241	8,241	4,763	164,672	58	4,213	179,291	47	9,115	11,685	29,555	
		Nov	22,395	26,648	35,003	88,200	Nov	28,378	22,395	22,395	4,945	164,649	57	4,013	178,134	45	26,648	35,003	88,200	
		Sep	8,345	8,669	11,364	28,884	Sep	30,666	8,345	8,345	4,656	164,531	61	4,256	176,966	48	8,669	11,364	28,884	
		Aug	8,843	9,507	12,323	30,673	Aug	30,666	8,843	8,843	5,051	164,531	61	4,256	176,966	48	9,507	12,323	30,673	
		Jul	8,865	8,654	11,399	30,568	Jul	28,918	8,865	8,865	4,694	164,426	57	3,960	176,363	45	8,654	11,399	30,568	
		Jun	20,552	26,630	35,003	88,200	Jun	30,010	20,552	20,552	4,876	164,261	60	4,181	175,694	48	26,630	35,003	88,200	
		May	8,676	9,142	11,992	30,600	May	32,000	8,676	8,676	5,062	164,163	62	4,307	174,469	49	9,142	11,992	30,600	
		Apr	7,905	9,389	12,056	31,933	Apr	27,051	7,905	7,905	4,341	164,032	53	3,571	173,695	41</				

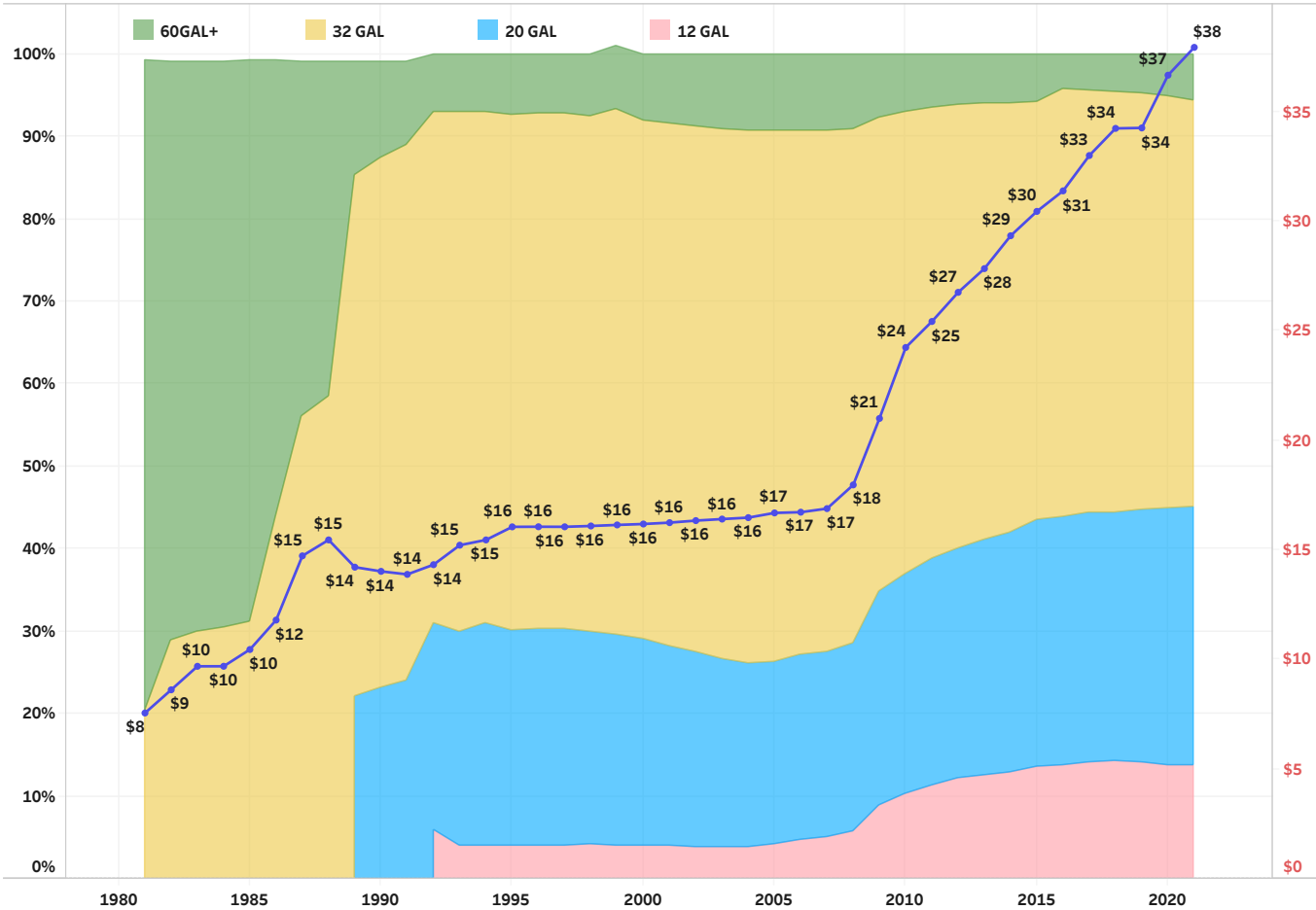
**Single Family (4 or less households)**

		Units	Premis	Tons	LB/HH(SF)
2021	Jun	173,062	155,150	5,936	69
	May	173,127	155,014	5,587	65
	Apr	172,919	154,861	5,838	68
	Mar	172,685	154,712	5,916	69
	Feb	172,345	154,522	4,903	57
	Jan	171,627	154,372	5,675	66
	AVG	172,628	154,772	5,642	65
2020	Dec	171,567	154,305	6,069	71
	Nov	171,539	154,224	5,622	66
	Oct	171,529	154,163	5,872	68
	Sep	170,965	154,092	5,964	70
	Aug	170,876	153,983	5,460	64
	Jul	169,508	153,915	6,093	72
	Jun	169,496	153,820	5,822	69
	May	169,522	153,745	5,471	65
	Apr	169,439	153,679	5,555	66
	Mar	169,406	153,578	5,201	61
	Feb	169,231	153,433	4,420	52
	Jan	169,089	153,296	5,330	63
	AVG	170,181	153,853	5,573	65
2019	Dec	168,459	153,220	4,981	59
	Nov	168,331	153,096	4,661	55
	Oct	168,225	153,026	5,083	60
	Sep	168,392	152,938	4,818	57
	Aug	168,306	152,876	4,953	59
	Jul	168,122	152,758	5,246	62
	Jun	168,301	152,659	4,573	54
	May	168,006	152,558	5,110	61
	Apr	167,772	152,401	4,826	58
	Mar	167,860	152,289	4,567	54
	Feb	167,695	152,198	4,152	50
	Jan	167,500	152,089	5,221	62
	AVG	168,081	152,676	4,849	58
2018	Dec	166,935	152,029	4,644	56
	Nov	166,852	151,939	4,915	59
	Oct	166,966	151,917	5,033	60
	Sep	167,025	151,866	4,519	54
	Aug	166,990	151,790	5,103	61
	Jul	166,926	151,734	4,916	59
	Jun	166,861	151,612	4,817	58
	May	166,748	151,522	5,122	61
	Apr	166,748	151,388	4,605	55
	Mar	166,636	151,272	4,733	57
	Feb	165,380	150,808	4,192	51
	Jan	164,986	150,606	5,127	62
	AVG	166,588	151,540	4,810	58
2017	Dec	164,882	150,495	4,603	56
	Nov	164,821	150,389	4,945	60
	Oct	164,672	150,262	4,763	58
	Sep	164,649	150,172	4,656	57
	Aug	164,531	150,069	5,051	61
	Jul	164,426	149,932	4,694	57
	Jun	164,246	149,761	4,961	60
	May	164,163	149,608	5,082	62
	Apr	164,032	149,446	4,341	53
	Mar	163,799	149,264	4,892	60
	Feb	163,507	149,053	3,945	48
	Jan	163,356	148,913	3,143	38
	AVG	164,257	149,780	4,590	56
2016	Dec	162,902	148,730	2,422	30
	Nov	162,715	148,569	2,573	32
	Oct	162,479	148,384	4,057	50
	Sep	162,660	148,265	4,623	57
	AVG	162,689	148,487	3,419	42

**Multi Family (5 or more households)**

		Units	Premis	Tons	LB/HH(MF)
2021	Jun	204,456	6,745	4,804	47
	May	203,851	6,738	4,498	44
	Apr	203,935	6,734	4,571	45
	Mar	203,548	6,726	4,831	47
	Feb	203,337	6,719	4,072	40
	Jan	201,331	6,715	4,578	45
	AVG	203,410	6,730	4,559	45
2020	Dec	201,292	6,715	4,628	46
	Nov	200,944	6,708	4,443	44
	Oct	200,344	6,700	4,575	46
	Sep	200,541	6,701	4,731	47
	Aug	199,411	6,702	4,461	45
	Jul	198,317	6,707	4,691	47
	Jun	198,416	6,709	4,609	46
	May	197,345	6,701	4,148	42
	Apr	197,671	6,701	3,922	40
	Mar	197,148	6,722	4,295	44
	Feb	196,475	6,716	4,042	41
	Jan	196,308	6,714	4,482	46
	AVG	198,684	6,708	4,419	44
2019	Dec	195,188	6,724	4,337	44
	Nov	195,292	6,725	4,139	42
	Oct	195,158	6,723	4,486	46
	Sep	194,159	6,723	4,275	44
	Aug	194,049	6,725	4,394	45
	Jul	193,444	6,712	4,670	48
	Jun	192,806	6,759	4,076	42
	May	191,839	6,757	4,439	46
	Apr	191,543	6,754	4,295	45
	Mar	191,026	6,782	3,993	42
	Feb	190,202	6,776	3,646	38
	Jan	189,540	6,770	4,428	47
	AVG	192,854	6,744	4,265	44
2018	Dec	188,290	6,780	4,071	43
	Nov	187,673	6,776	4,188	45
	Oct	187,870	6,783	4,419	47
	Sep	186,759	6,776	3,895	42
	Aug	186,147	6,765	4,404	47
	Jul	185,586	6,761	4,167	45
	Jun	184,116	6,731	4,101	45
	May	183,519	6,707	4,303	47
	Apr	182,015	6,682	4,073	45
	Mar	180,909	6,660	4,073	45
	Feb	180,199	6,650	3,687	41
	Jan	179,783	6,648	4,381	49
	AVG	184,406	6,727	4,147	45
2017	Dec	179,672	6,644	3,952	44
	Nov	179,461	6,644	4,170	46
	Oct	179,291	6,642	4,213	47
	Sep	178,134	6,633	4,013	45
	Aug	176,986	6,612	4,256	48
	Jul	176,363	6,607	3,960	45
	Jun	175,694	6,603	4,181	48
	May	174,469	6,595	4,307	49
	Apr	173,695	6,588	3,571	41
	Mar	173,381	6,581	4,230	49
	Feb	172,704	6,578	3,965	46
	Jan	172,346	6,576	5,496	64
	AVG	176,016	6,609	4,193	48
2016	Dec	171,671	6,571	6,026	70
	Nov	170,787	6,563	6,425	75
	Oct	170,721	6,558	4,568	54
	Sep	170,591	6,549	4,159	49
	AVG	170,943	6,560	5,295	62

**SERVICE LEVEL CHOICES OF SEATTLE'S SINGLE FAMILY VARIABLE CAN CUSTOMERS AND WEIGHTED AVERAGE CAN PRICE**



	12 GAL	20 GAL	32 GAL	60GAL+
2021	13.76%	31.26%	49.42%	5.56%
2020	13.84%	31.13%	49.86%	5.17%
2019	14.13%	30.62%	50.53%	4.72%
2018	14.26%	30.20%	51.01%	4.53%
2017	14.09%	30.34%	51.16%	4.42%
2016	13.76%	30.14%	51.81%	4.29%
2015	13.52%	30.02%	50.71%	5.75%
2014	12.80%	29.17%	52.01%	6.01%
2013	12.62%	28.49%	52.85%	6.04%
2012	12.13%	27.98%	53.68%	6.21%
2011	11.31%	27.45%	54.72%	6.53%
2010	10.21%	26.69%	56.08%	7.02%
2009	8.94%	25.89%	57.51%	7.67%
2008	5.66%	22.85%	62.45%	9.04%
2007	5.05%	22.50%	63.17%	9.28%
2006	4.72%	22.49%	63.57%	9.21%
2005	4.13%	22.22%	64.37%	9.28%
2004	3.86%	22.31%	64.54%	9.30%
2003	3.84%	22.85%	64.23%	9.08%
2002	3.85%	23.62%	63.72%	8.82%
2001	3.96%	24.24%	63.32%	8.49%
2000	3.93%	25.08%	63.02%	7.97%
1999	4.06%	25.60%	63.62%	7.72%
1998	4.16%	25.88%	62.35%	7.61%
1997	4.04%	26.23%	62.59%	7.14%
1996	4.04%	26.23%	62.59%	7.14%
1995	4.06%	26.15%	62.44%	7.35%
1994	4.00%	27.00%	62.00%	7.00%
1993	4.00%	26.00%	63.00%	7.00%
1992	6.00%	25.00%	62.00%	7.00%
1991	24.00%	24.00%	65.00%	10.00%
1990	23.18%	24.00%	64.27%	11.71%
1989		22.05%	63.36%	13.59%
1988			58.48%	40.53%
1987			56.10%	42.90%
1986			43.90%	55.30%
1985			31.20%	68.00%
1984			30.40%	68.70%
1983			29.97%	69.03%
1982			28.87%	70.13%
1981			20.40%	78.80%

**Monthly Variable Can Rates  
Effective Apr 1, 2021**

12 GAL: \$25.72  
 20 GAL: \$31.5  
 32 GAL: \$40.95  
 64 GAL+: \$81.55  
 Each Additional Can: \$12.35

**Self Haul Rates**

\$32 per trip, \$153 per ton (\$32 minimum charge covers up to 420 lbs.)

**Residential Dumpster Service**

Most Common Monthly Rate\* \$243.78

\*This is the rate for a one cubic yard uncompacted container picked up once per week. Residential dumpster service rates vary based on the number and size of containers and the number of pickups per week