

APARTMENT RECYCLING REPORT

December 2008

Seattle Public Utilities,

Report Date: January 28, 2009

Phone: (206) 684-4143

Tonnage Summary (without contaminants)

North End Tons (WM):

December 2008:	523 Tons	3.1%	decrease vs. same period in 2007
Cumulative North end:	7,200 Tons	23.0%	decrease vs. same period in 2007

South End Tons (USD):

December 2008:	1,001 Tons	16.7%	decrease vs. same period in 2007
Cumulative South end:	12,732 Tons	2.6%	decrease vs. same period in 2007

Citywide Tons:

December 2008:	1,524 Tons	19.0%	decrease vs. same period in 2007
Cumulative Citywide:	19,932 Tons	2.8%	decrease vs. same period in 2007

Basics of City-Sponsored Apartment Recycling Program

The Apartment Recycle Program includes a minimum of biweekly collection for all apartment buildings requesting service. Apartment buildings can choose either recycle dumpster service or single-family style curbside service using recycle carts. As of January 2005, residents are prohibited from putting significant amounts of paper, cardboard, glass and plastic bottles and jars as well as aluminum and tin cans in their garbage containers. "Significant amount" is defined as 10% or more of the volume of the garbage container. Beginning January 2006, apartment managers will be subject to a fine for repeated violation of the ban on recyclables in the garbage ordinance.

Service Areas:

North End: Waste Management services the area north of the Ship Canal.
South End: USD services the area south of the Ship Canal.

Materials:

Commingled collection with a separate container for glass. Service must include collection of aluminum, glass, mixed paper, newspaper, tin, plastic, plastic bags, plastic food tubs, as well as milk & juice cartons.

Subscription Status as of December 2008:

	Buildings Signed Up	Units Signed Up	Eligible Buildings	Eligible Units	% Bldgs Signed Up	% Units Signed Up
North End	2,097	38,678	2,139	39,182	98.0%	98.7%
South End	3,214	78,833	3,384	83,321	95.0%	94.6%
Citywide	5,311	117,511	5,523	122,503	96.2%	95.9%

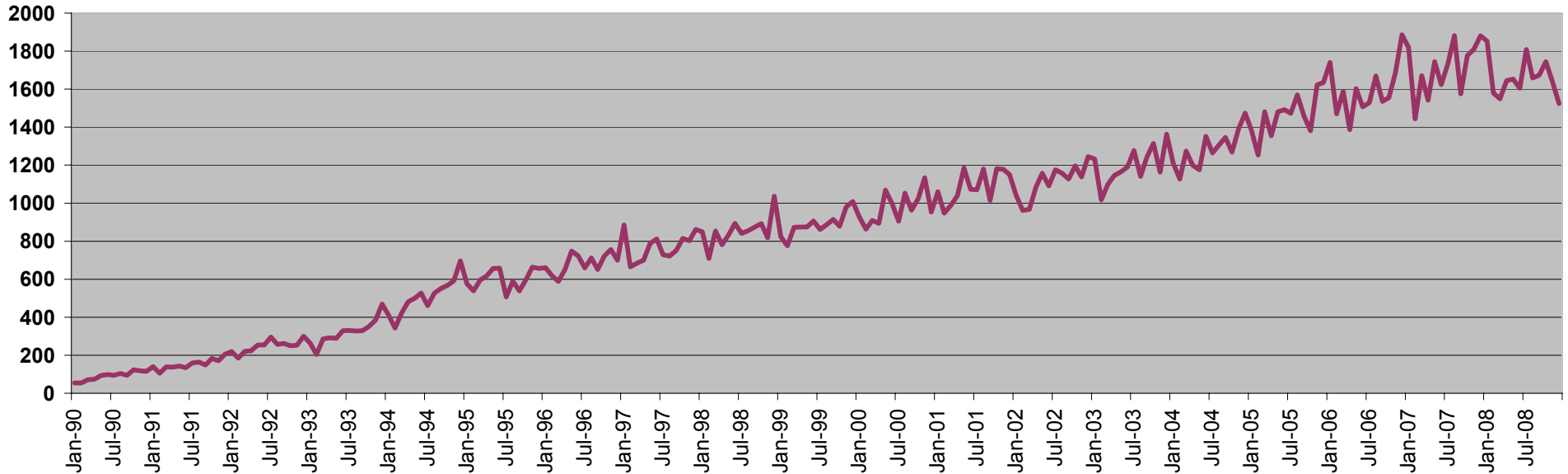
Service Type Details as of December 2008:

Multi-Family buildings with dumpster garbage service can choose either apartment recycling service or single-family style curbside service. Most buildings with five or fewer units choose single-family style curbside service. Tons collected for multi-family buildings with curb recycle are reflected on the curbside recycle report.

	Bldgs with Curb Recycling	Bldgs with Apt Recycling	Total Buildings with Recycling	Units with Curb Recycling	Units with Apt Recycling	Total Units with Recycling
North End	242	1,855	2,097	1,156	37,522	38,678
South End	405	2,809	3,214	2,280	76,553	78,833
Citywide	647	4,664	5,311	3,436	114,075	117,511

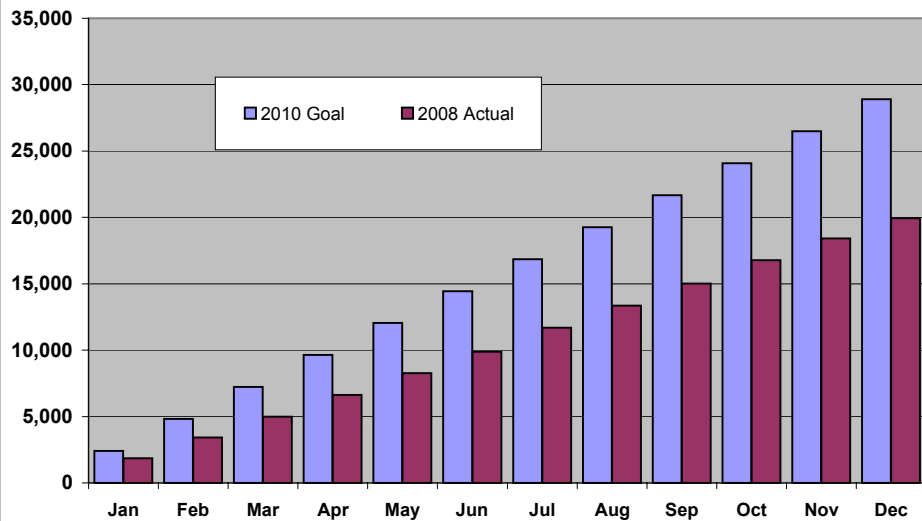
APARTMENT RECYCLING

Monthly Tons Collected
(not including contamination¹)

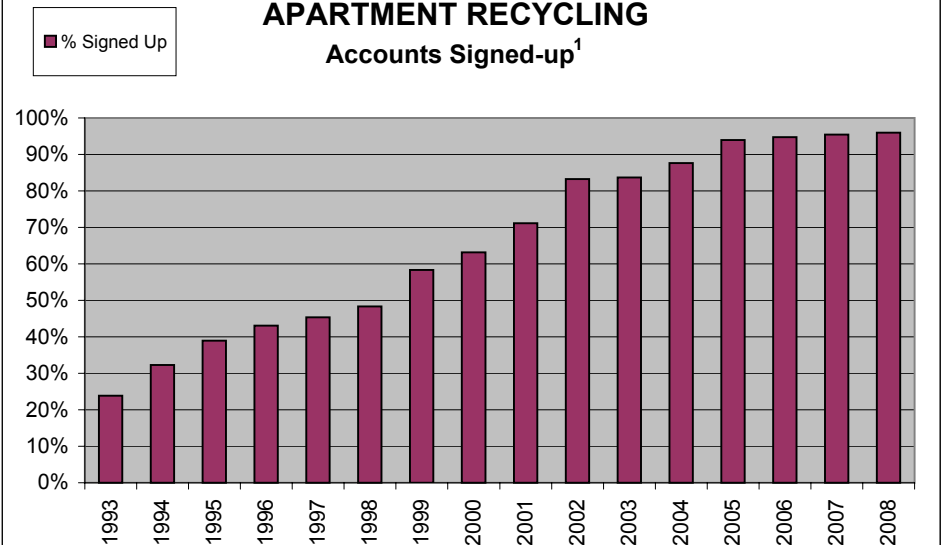


(1) Contamination rate established through composition studies performed in 2000/2001 and again in 2004/2005. Prior to that, contamination data is incomplete.

APARTMENT RECYCLING Cumulative Tons Collected 2008 (not including contamination)



APARTMENT RECYCLING Accounts Signed-up¹



¹ As of 2002 chart shows % of units signed up. Before 2002, chart shows % of buildings signed up