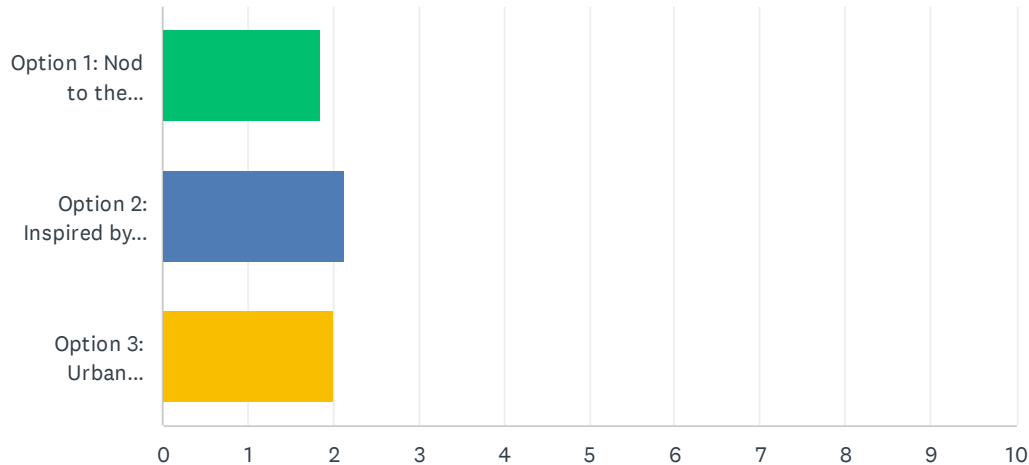


Q1 Which of the concepts do you like the best? Please rank the following options from 1 (favorite) to 3 (least favorite).

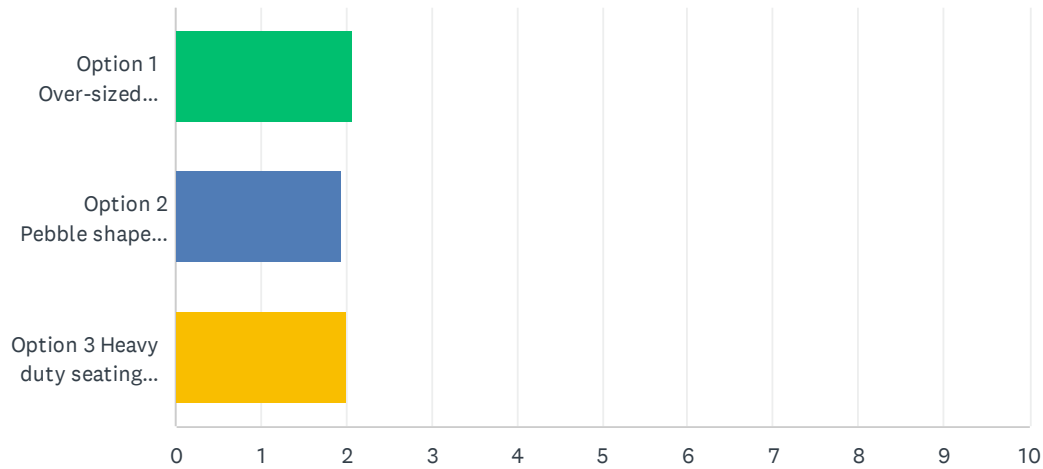
Answered: 280 Skipped: 0



	1	2	3	TOTAL	SCORE
 <p>Option 1: Nod to the Tunnel Re-interpretation of industrial artifacts and historical acknowledgement of the Battery Street Tunnel. This design plays with the historical structure and features more industrial seating and hearty materials.</p>	30.36% 85	25.71% 72	43.93% 123	280	1.86
 <p>Option 2: Inspired by Nature This design plays with the landscape where 2 million native wildflowers species were planted by Belltown United in 2021 and features a pebble like seating.</p>	40.00% 112	33.57% 94	26.43% 74	280	2.14
 <p>Option 3: Urban Play Playful and sociable spaces for people to mingle and relax. This is a whimsical design with colorful seating configured to promote community interaction and creativity.</p>	29.64% 83	40.71% 114	29.64% 83	280	2.00

Q2 Site Furnishing Which of the site furnishing options do you like the best? Please rank the following options from 1 (favorite) to 3 (least favorite).

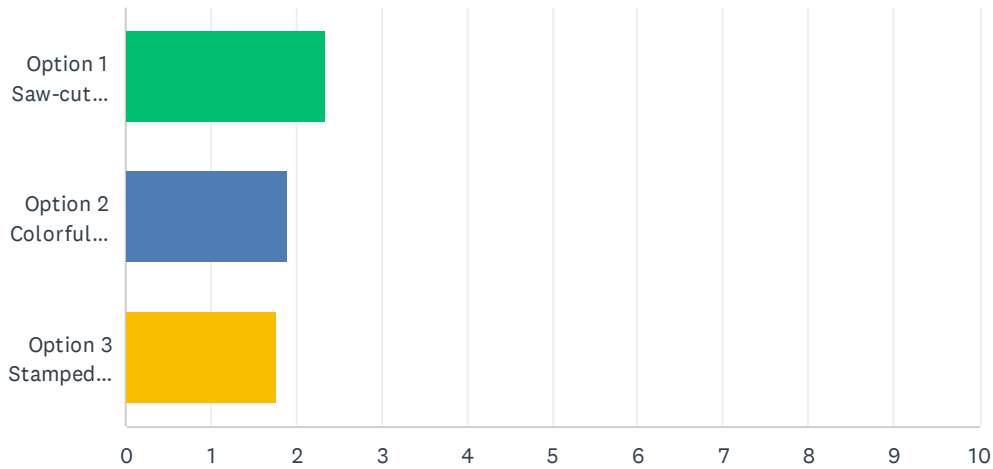
Answered: 280 Skipped: 0






	1	2	3	TOTAL	SCORE
 Option 1 Over-sized modular (customizable) longitudinal seating and picnic tables and benches in solid and robust materials with graffiti resistant surface finishes	37.50% 105	32.14% 90	30.36% 85	280	2.07
 Option 2 Pebble shaped concrete seating arranged to allow free flowing space	31.79% 89	29.29% 82	38.93% 109	280	1.93
 Option 3 Heavy duty seating with graffiti resistant surface finishes arranged to encourage social interaction and/or relax	30.71% 86	38.57% 108	30.71% 86	280	2.00

Q3 Ground plane treatment Which of the ground plane treatment options do you like the best? Please rank the following options from 1 (favorite) to 3 (least favorite).

Answered: 280 Skipped: 0

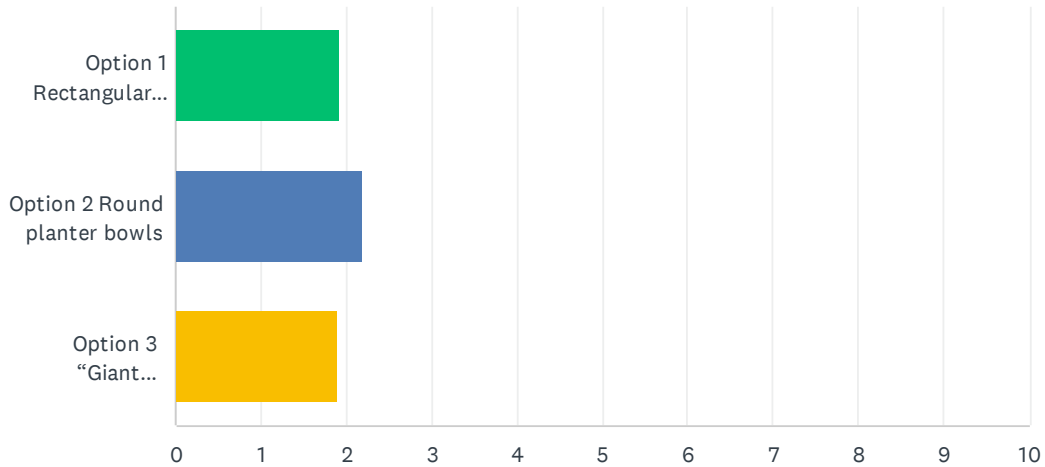


	1	2	3	TOTAL	SCORE
 Option 1 Saw-cut patterns, metal inlays	48.93% 137	35.71% 100	15.36% 43	280	2.34
 Option 2 Colorful graphics in durable material applied on the concrete	35.71% 100	18.93% 53	45.36% 127	280	1.90
 Option 3 Stamped concrete, imprints	15.36% 43	45.36% 127	39.29% 110	280	1.76

Q4 Planter boxes Which of the planter box options do you like the best?

Please rank the following options from 1 (favorite) to 3 (least favorite).

Answered: 280 Skipped: 0



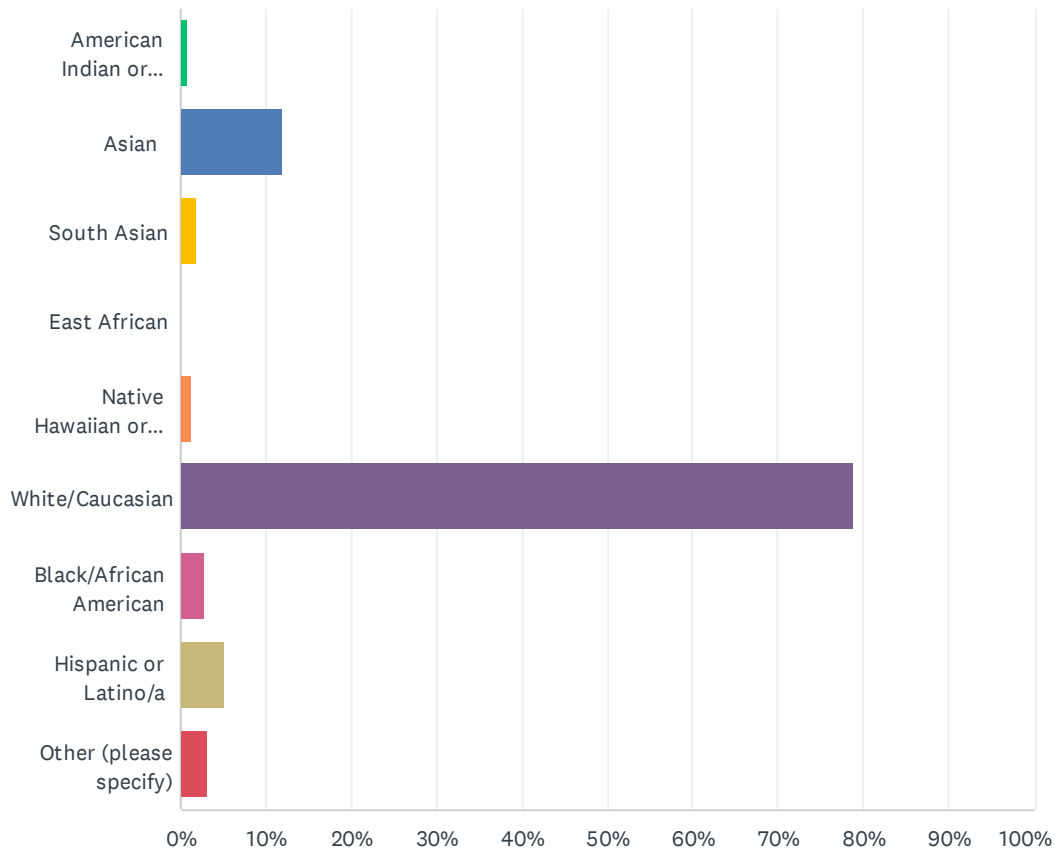
	1	2	3	TOTAL	SCORE
Option 1 Rectangular planter boxes	29.29% 82	33.21% 93	37.50% 105	280	1.92
Option 2 Round planter bowls	36.07% 101	47.50% 133	16.43% 46	280	2.20
Option 3 "Giant Flowerpot" design planter boxes	34.64% 97	19.29% 54	46.07% 129	280	1.89

Q5 Do you have more to share about either the Portal Porch or the larger public plot in this location? We welcome your input. Please add your comments.

Answered: 99 Skipped: 181

Q6 How would you describe your race? (Check all that apply)

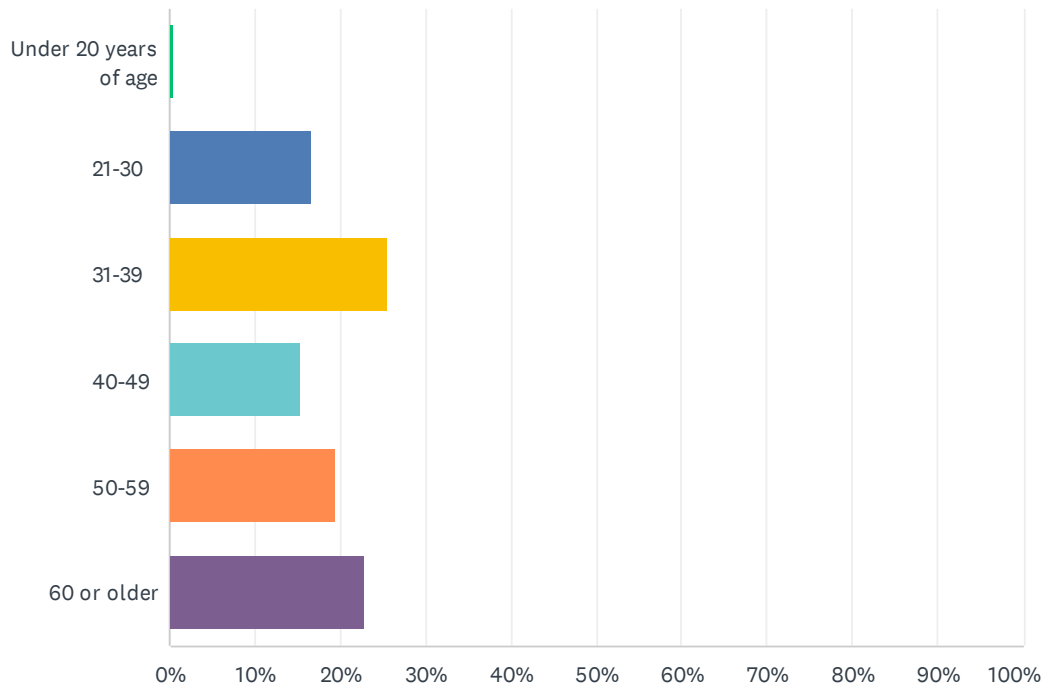
Answered: 250 Skipped: 30



ANSWER CHOICES	RESPONSES	
American Indian or Alaskan Native	0.80%	2
Asian	12.00%	30
South Asian	2.00%	5
East African	0.00%	0
Native Hawaiian or Pacific Islander	1.20%	3
White/Caucasian	78.80%	197
Black/African American	2.80%	7
Hispanic or Latino/a	5.20%	13
Other (please specify)	3.20%	8
Total Respondents: 250		

Q7 How old are you?

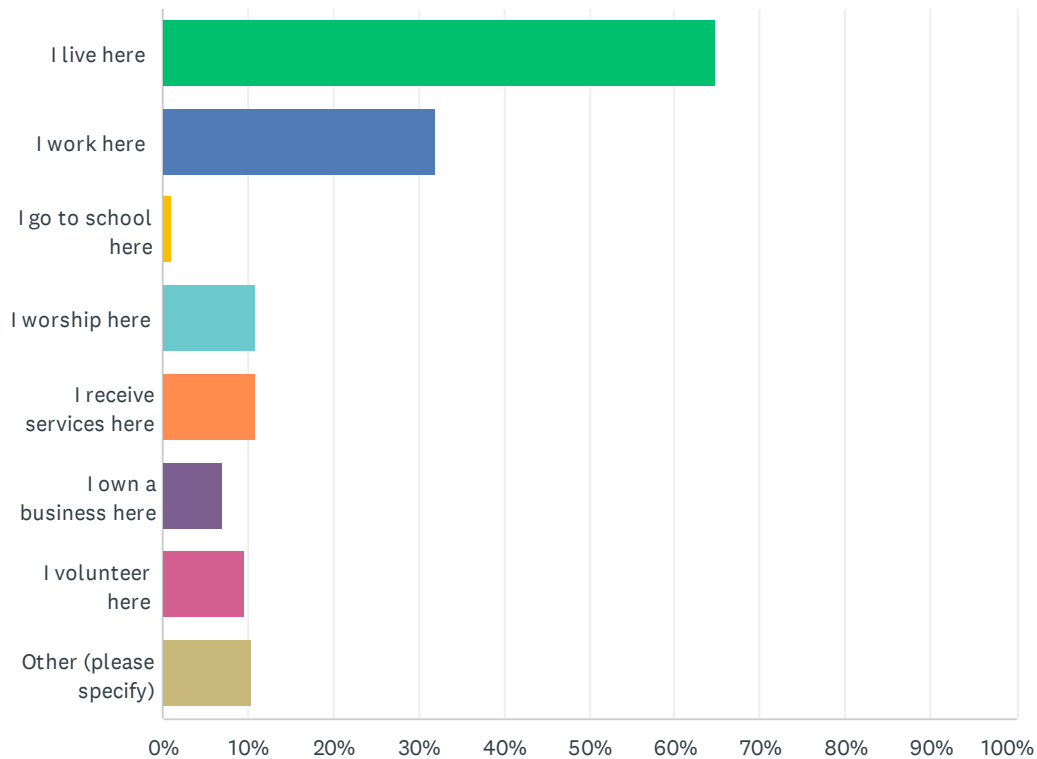
Answered: 259 Skipped: 21



ANSWER CHOICES	RESPONSES	
Under 20 years of age	0.39%	1
21-30	16.60%	43
31-39	25.48%	66
40-49	15.44%	40
50-59	19.31%	50
60 or older	22.78%	59
Total Respondents: 259		

Q8 What is your primary connection to the Belltown neighborhood?

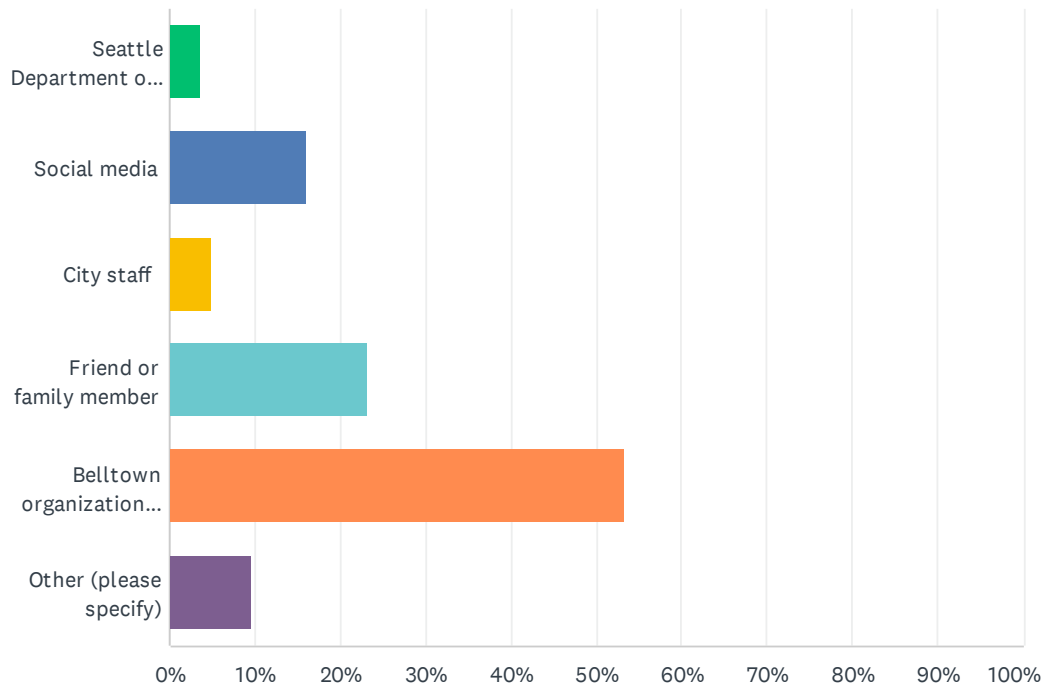
Answered: 268 Skipped: 12



ANSWER CHOICES	RESPONSES	
I live here	64.93%	174
I work here	32.09%	86
I go to school here	1.12%	3
I worship here	10.82%	29
I receive services here	10.82%	29
I own a business here	7.09%	19
I volunteer here	9.70%	26
Other (please specify)	10.45%	28
Total Respondents: 268		

Q9 How did you hear about this survey? (Check all that apply)

Answered: 270 Skipped: 10



ANSWER CHOICES	RESPONSES	
Seattle Department of Transportation blog or website	3.70%	10
Social media	15.93%	43
City staff	4.81%	13
Friend or family member	23.33%	63
Belltown organization or community group	53.33%	144
Other (please specify)	9.63%	26
Total Respondents: 270		