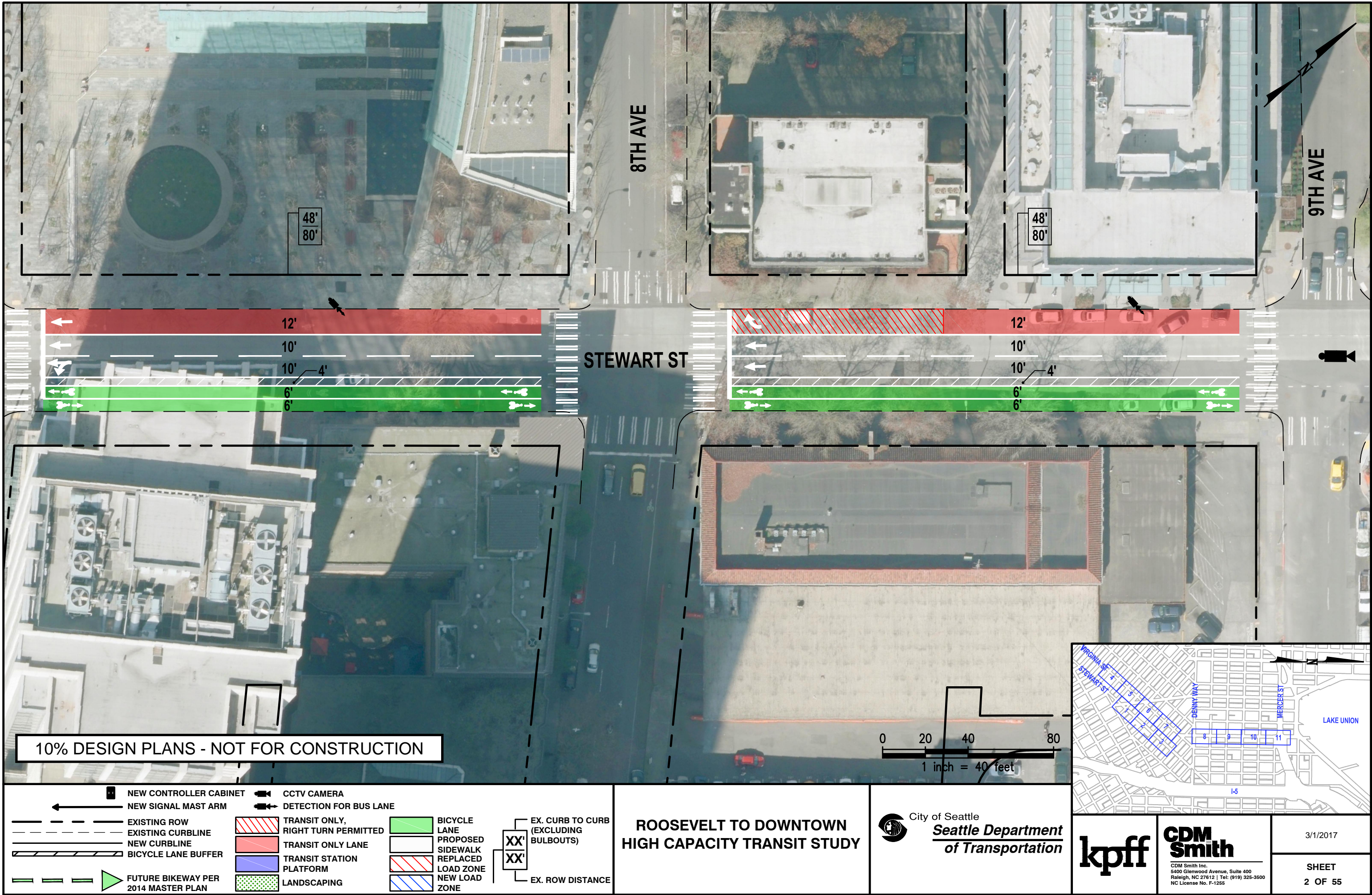
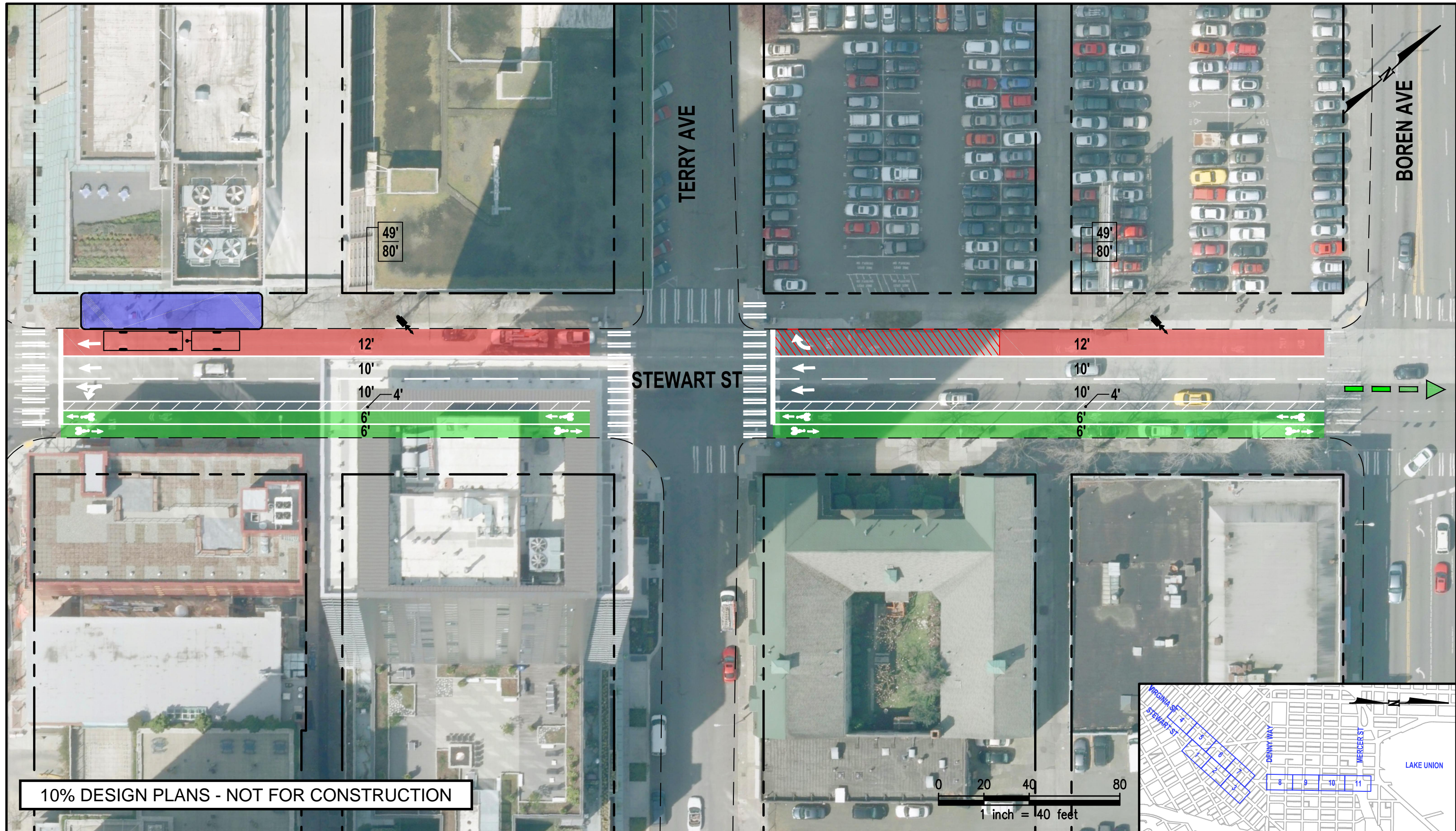


Path: C:\Temp\AcPublish_6400\RHCT-DT.dwg Plot date: Mar 01, 2017-07:42:06am CAD User: randerson.



Path: C:\Temp\AcPublish_6400\RHCT-DT.dwg Plot date: Mar 01, 2017-07:43:16am CAD User: nanderson.



10% DESIGN PLANS - NOT FOR CONSTRUCTION

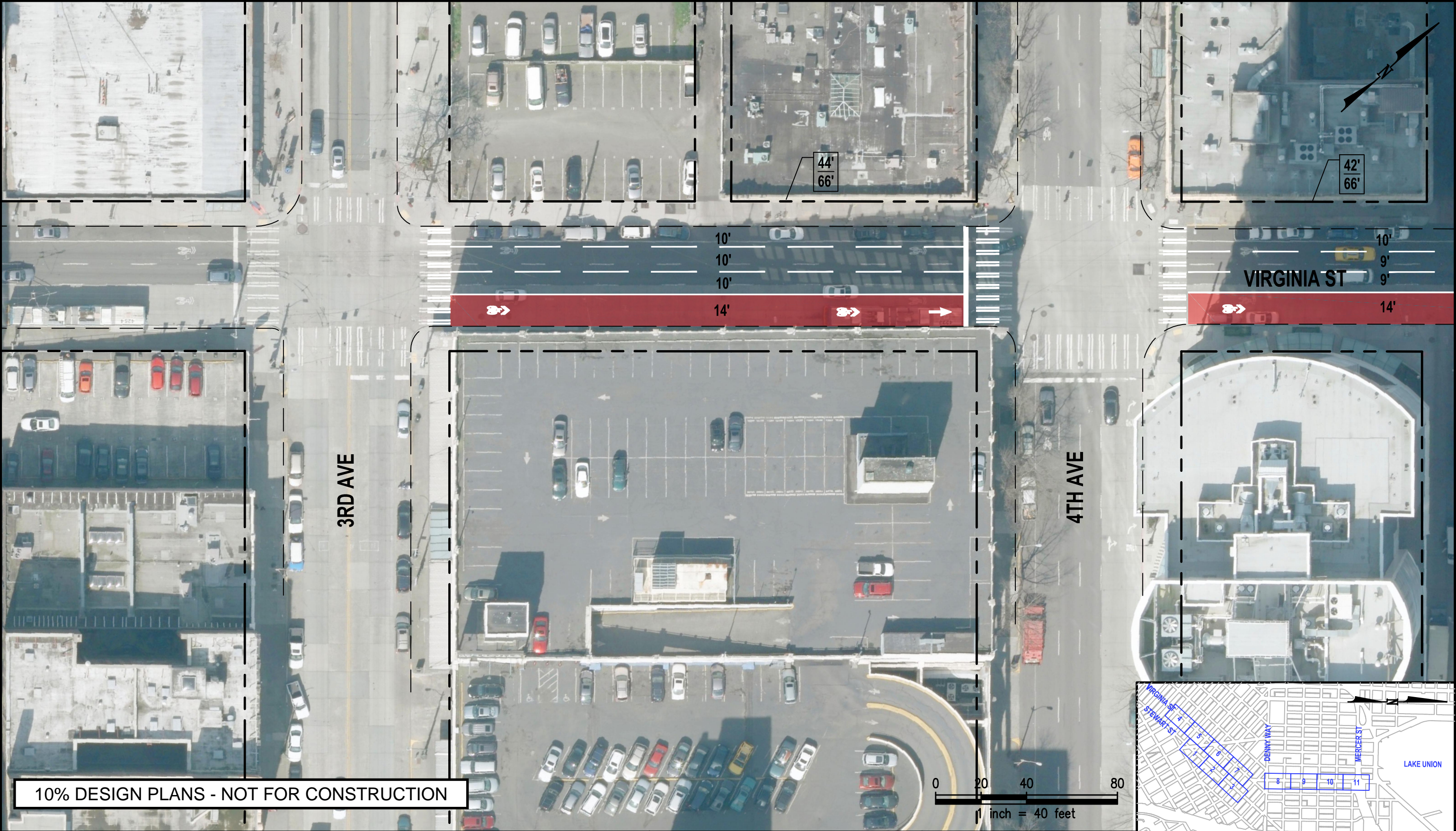
	NEW CONTROLLER CABINET		CCTV CAMERA
	NEW SIGNAL MAST ARM		DETECTION FOR BUS LANE
	EXISTING ROW		TRANSIT ONLY, RIGHT TURN PERMITTED
	EXISTING CURBLINE		TRANSIT ONLY LANE
	NEW CURBLINE		TRANSIT STATION PLATFORM
	BICYCLE LANE BUFFER		LANDSCAPING
	FUTURE BIKEWAY PER 2014 MASTER PLAN		BICYCLE LANE
			PROPOSED SIDEWALK REPLACED LOAD ZONE
			NEW LOAD ZONE
			EX. CURB TO CURB (EXCLUDING BULBOUTS)
			EX. ROW DISTANCE

ROOSEVELT TO DOWNTOWN HIGH CAPACITY TRANSIT STUDY

City of Seattle
**Seattle Department
of Transportation**

 kpff	 CDM Smith CDM Smith Inc. 5400 Glenwood Avenue, Suite 400 Raleigh, NC 27612 Tel: (919) 325-3500 NC License No. F-1255	3/1/2017
		SHEET 3 OF 55

Path: C:\Temp\AcPublish_6400\RHCT-DT.dwg Plot date: Mar 01, 2017-07:44:28am CAD User: randerson.



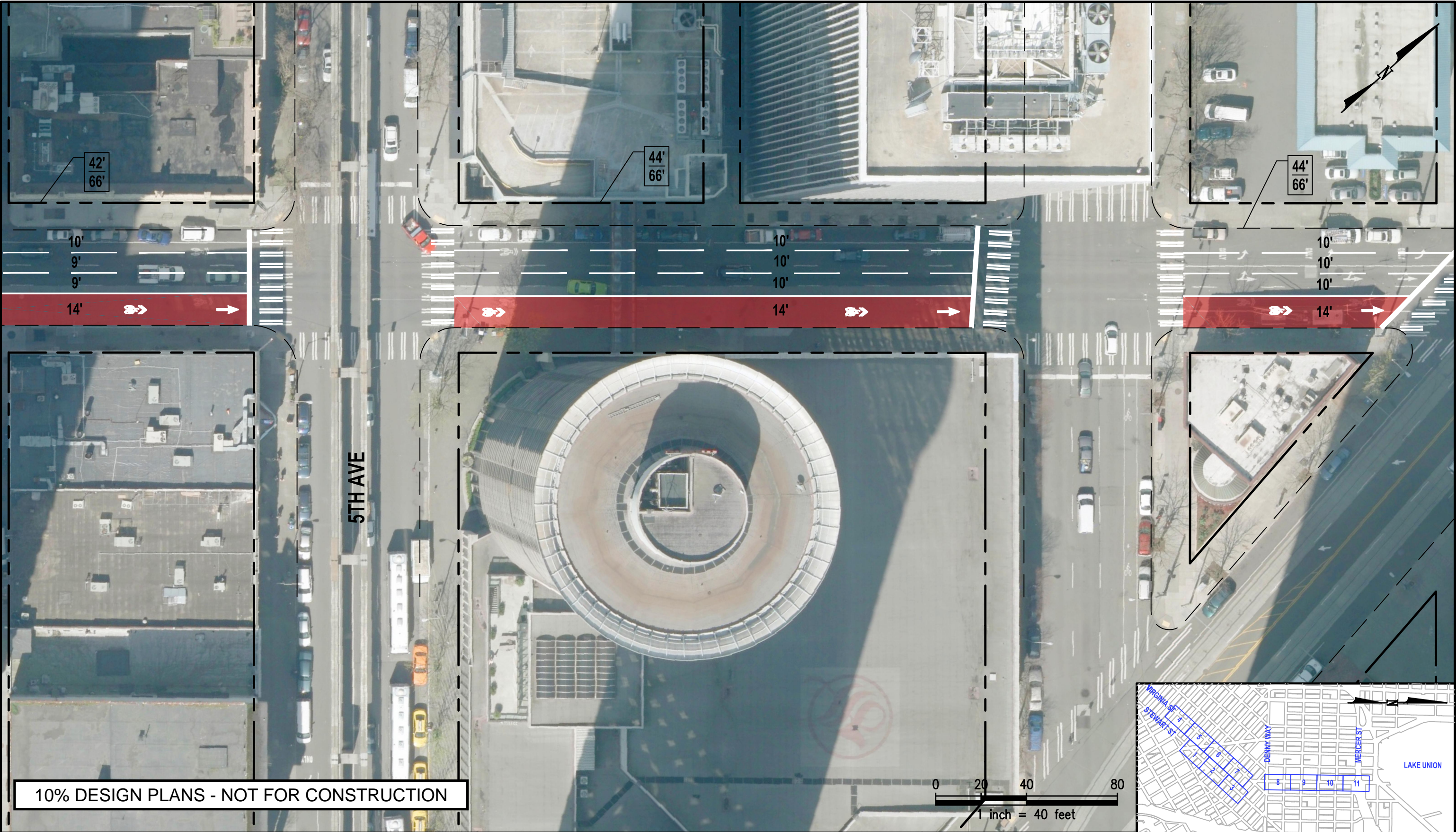
	NEW CONTROLLER CABINET		CCTV CAMERA
	NEW SIGNAL MAST ARM		DETECTION FOR BUS LANE
	EXISTING ROW		TRANSIT ONLY, RIGHT TURN PERMITTED
	EXISTING CURBLINE		TRANSIT ONLY LANE
	NEW CURBLINE		TRANSIT STATION PLATFORM
	BICYCLE LANE BUFFER		LANDSCAPING
	FUTURE BIKEWAY PER 2014 MASTER PLAN		BICYCLE LANE
			PROPOSED SIDEWALK REPLACED
			LOAD ZONE
			NEW LOAD ZONE
			EX. CURB TO CURB (EXCLUDING BULBOUTS)
			EX. ROW DISTANCE

ROOSEVELT TO DOWNTOWN HIGH CAPACITY TRANSIT STUDY

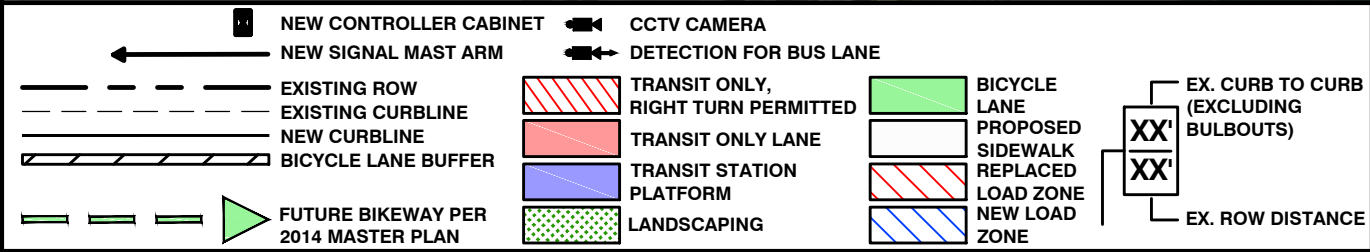
City of Seattle
**Seattle Department
of Transportation**

 CDM Smith <small>CDM Smith Inc. 5400 Glenwood Avenue, Suite 400 Raleigh, NC 27612 Tel: (919) 325-3500 NC License No. F-1255</small>	3/1/2017
	SHEET 4 OF 55

Path: C:\Temp\AcPublish_6400\RHCT-DT.dwg Plot date: Mar 01, 2017-07:45:39am CAD User: randerson.



10% DESIGN PLANS - NOT FOR CONSTRUCTION



ROOSEVELT TO DOWNTOWN HIGH CAPACITY TRANSIT STUDY

City of Seattle
**Seattle Department
of Transportation**

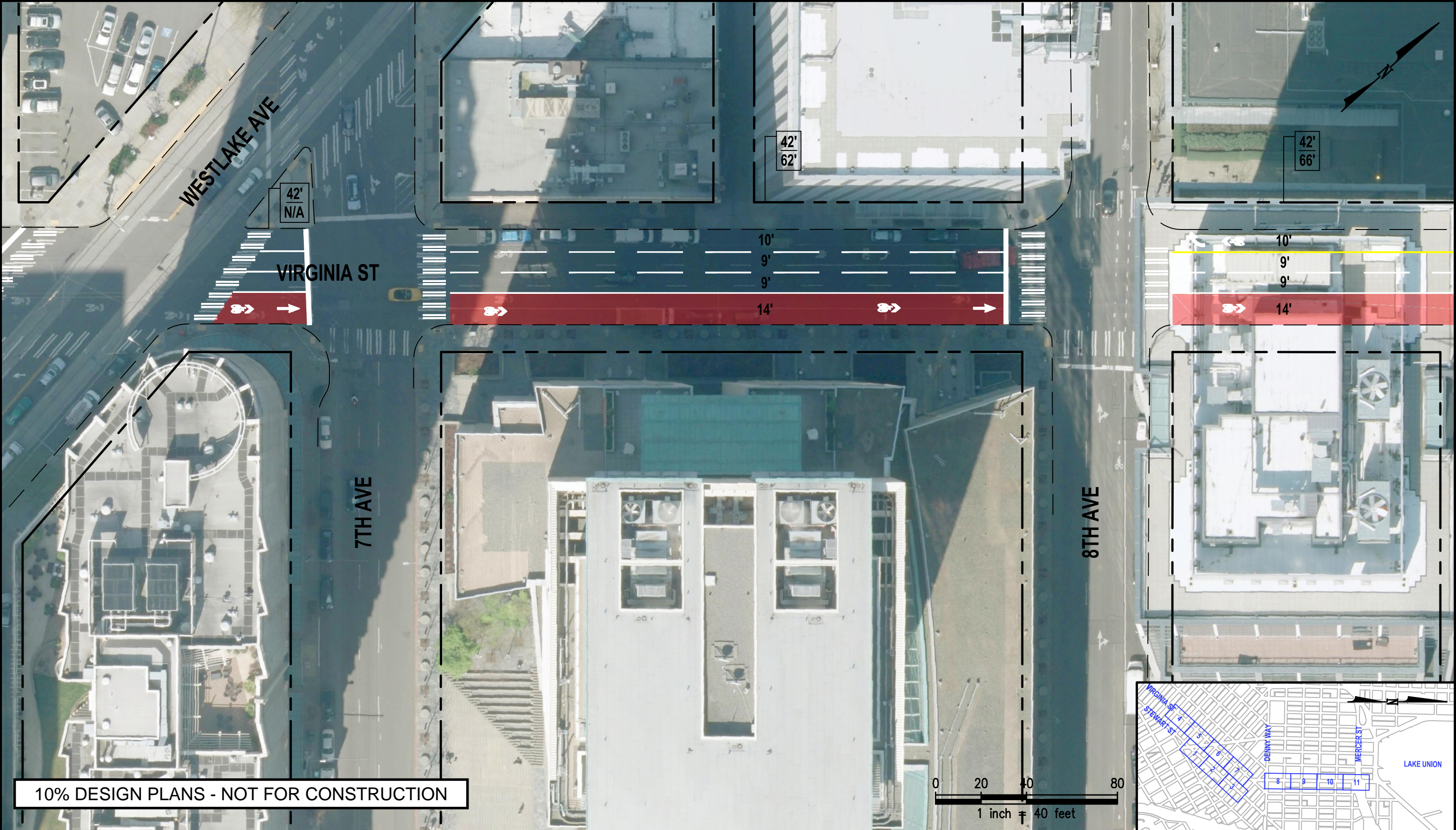
kpff

**CDM
Smith**
CDM Smith Inc.
5400 Glenwood Avenue, Suite 400
Raleigh, NC 27612 | Tel: (919) 325-3500
NC License No. F-1255

3/1/2017

SHEET
5 OF 55

Path: C:\Temp\AcPublish_6400\RHCT-DT.dwg Plot date: Mar 01, 2017-07:46:46cm CAD User: randerson.



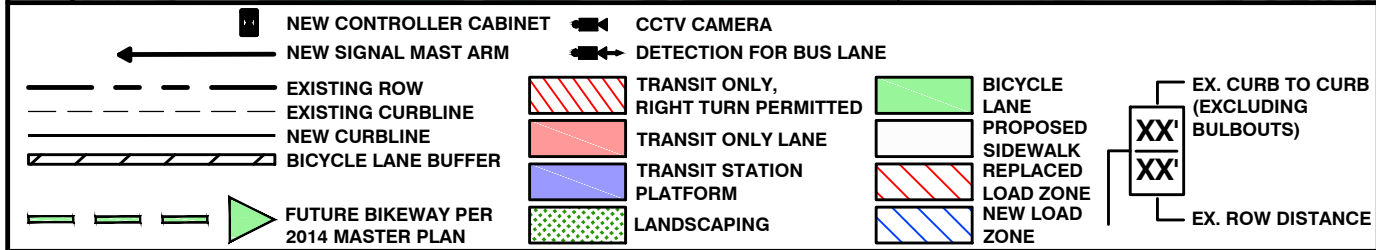
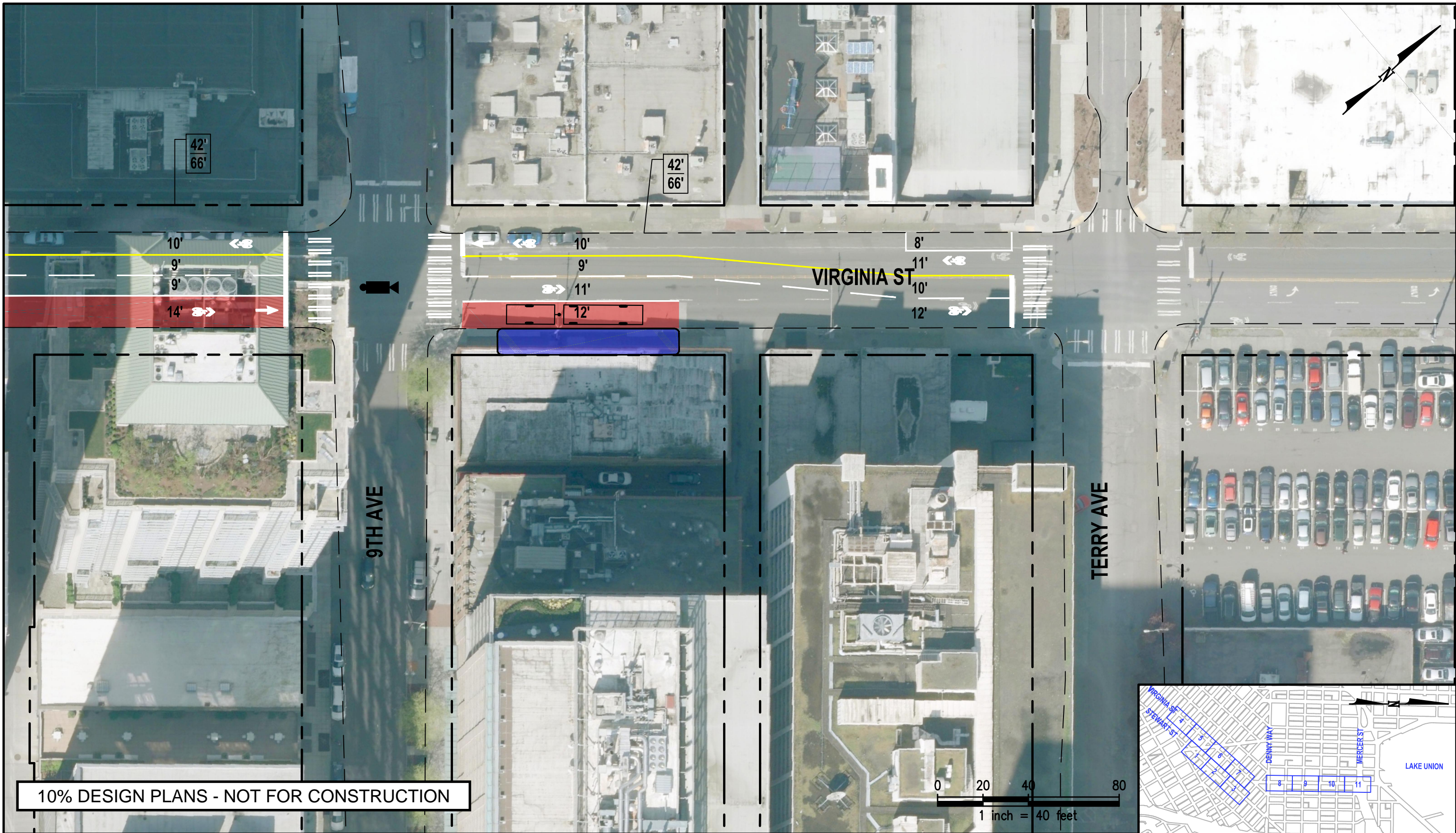
	NEW CONTROLLER CABINET		CCTV CAMERA
	NEW SIGNAL MAST ARM		DETECTION FOR BUS LANE
	EXISTING ROW		TRANSIT ONLY, RIGHT TURN PERMITTED
	EXISTING CURBLINE		TRANSIT ONLY LANE
	NEW CURBLINE		TRANSIT STATION PLATFORM
	BICYCLE LANE BUFFER		LANDSCAPING
	FUTURE BIKEWAY PER 2014 MASTER PLAN		BICYCLE LANE
			PROPOSED SIDEWALK REPLACED
			LOAD ZONE
			NEW LOAD ZONE
			EX. CURB TO CURB (EXCLUDING BULBOUTS)
			EX. ROW DISTANCE

ROOSEVELT TO DOWNTOWN HIGH CAPACITY TRANSIT STUDY

City of Seattle
**Seattle Department
of Transportation**

 kpff	 CDM Smith <small>CDM Smith Inc. 5400 Glenwood Avenue, Suite 400 Raleigh, NC 27612 Tel: (919) 325-3500 NC License No. F-1255</small>	3/1/2017
		SHEET 6 OF 55

Path: C:\Temp\AcPublish_6400\RHCT-DT.dwg Plot date: Mar 01, 2017-07:47:51am CAD User: nanderson.

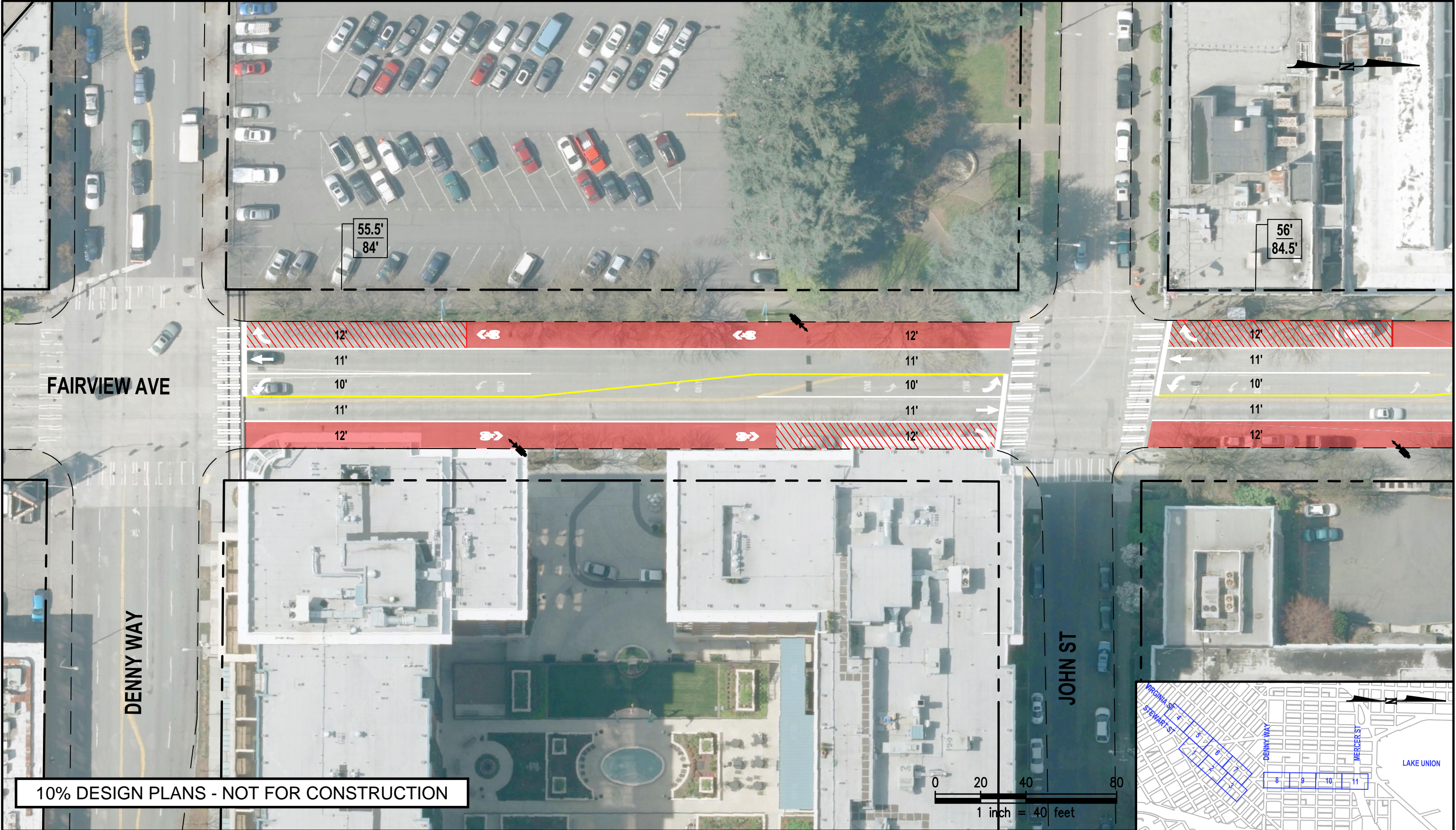


ROOSEVELT TO DOWNTOWN HIGH CAPACITY TRANSIT STUDY

City of Seattle
**Seattle Department
of Transportation**

 kpff	 CDM Smith <small>CDM Smith Inc. 5400 Glenwood Avenue, Suite 400 Raleigh, NC 27612 Tel: (919) 325-3500 NC License No. F-1255</small>	3/1/2017
		SHEET 7 OF 55

Path: C:\Temp\AcPublish_6400\RPCT-DT.dwg Plot date: Mar 01, 2017-07:49:00am CAD User: randerson.



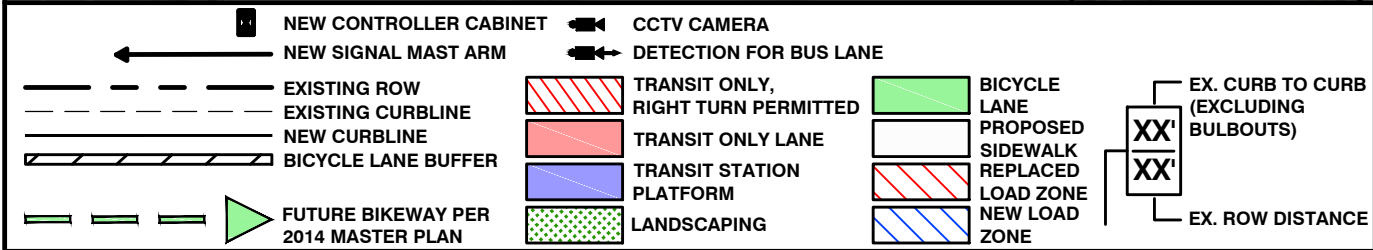
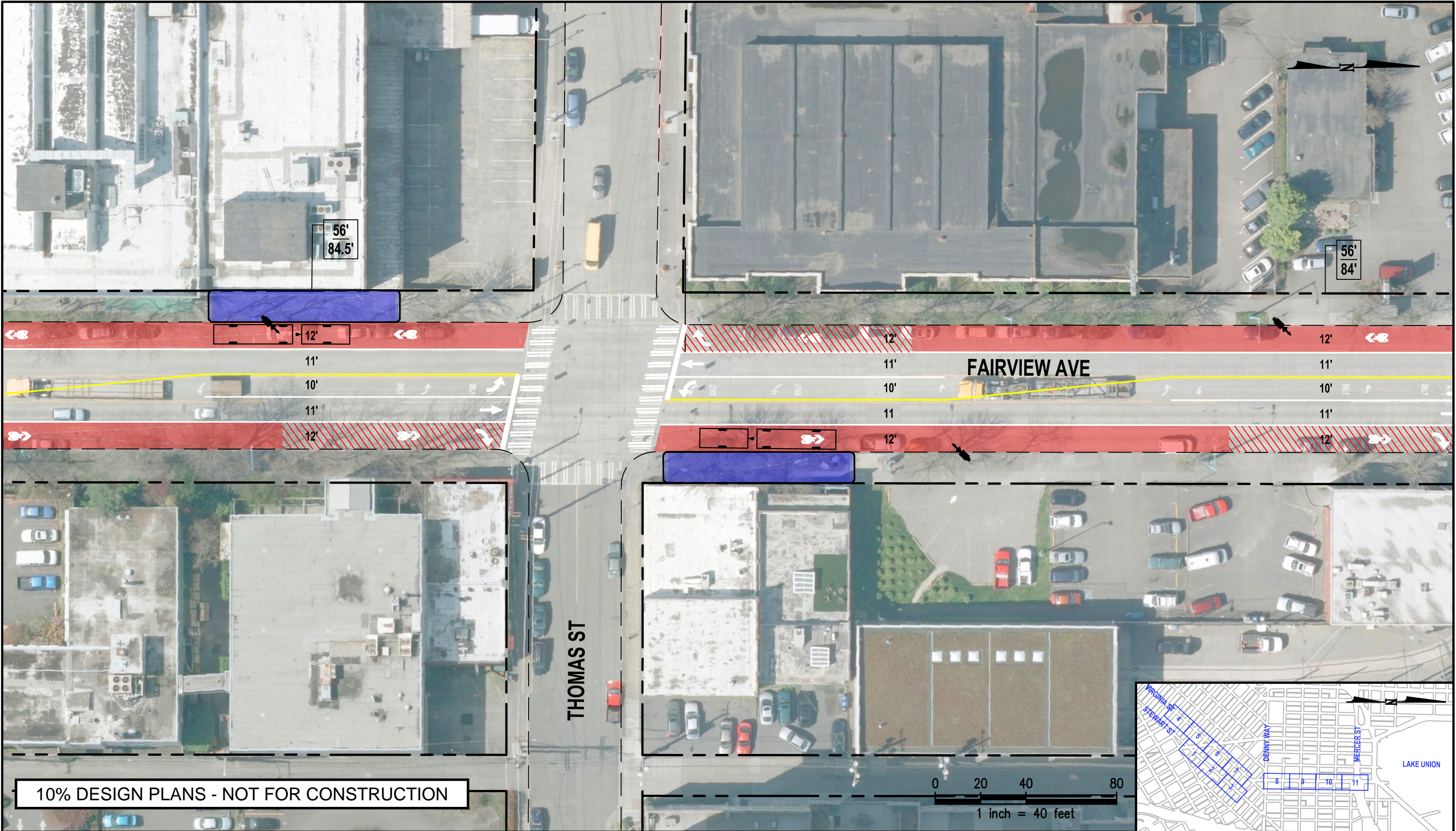
	NEW CONTROLLER CABINET		CCTV CAMERA
	NEW SIGNAL MAST ARM		DETECTION FOR BUS LANE
	EXISTING ROW		TRANSIT ONLY, RIGHT TURN PERMITTED
	EXISTING CURBLINE		TRANSIT ONLY LANE
	NEW CURBLINE		TRANSIT STATION PLATFORM
	BICYCLE LANE BUFFER		LANDSCAPING
	FUTURE BIKEWAY PER 2014 MASTER PLAN		BICYCLE LANE
			PROPOSED SIDEWALK REPLACED
			LOAD ZONE
			NEW LOAD ZONE
			EX. CURB TO CURB (EXCLUDING BULBOUTS)
			EX. ROW DISTANCE

ROOSEVELT TO DOWNTOWN HIGH CAPACITY TRANSIT STUDY

City of Seattle
**Seattle Department
of Transportation**

 kpff	 CDM Smith <small>CDM Smith Inc. 5400 Glenwood Avenue, Suite 400 Raleigh, NC 27612 Tel: (919) 325-3500 NC License No. F-1255</small>	3/1/2017
		SHEET 8 OF 55

Path: C:\Temp\AcPublish_6400\RHCT-DT.dwg Plot date: Mar 01, 2017-07:50:05am CAD User: randerson.

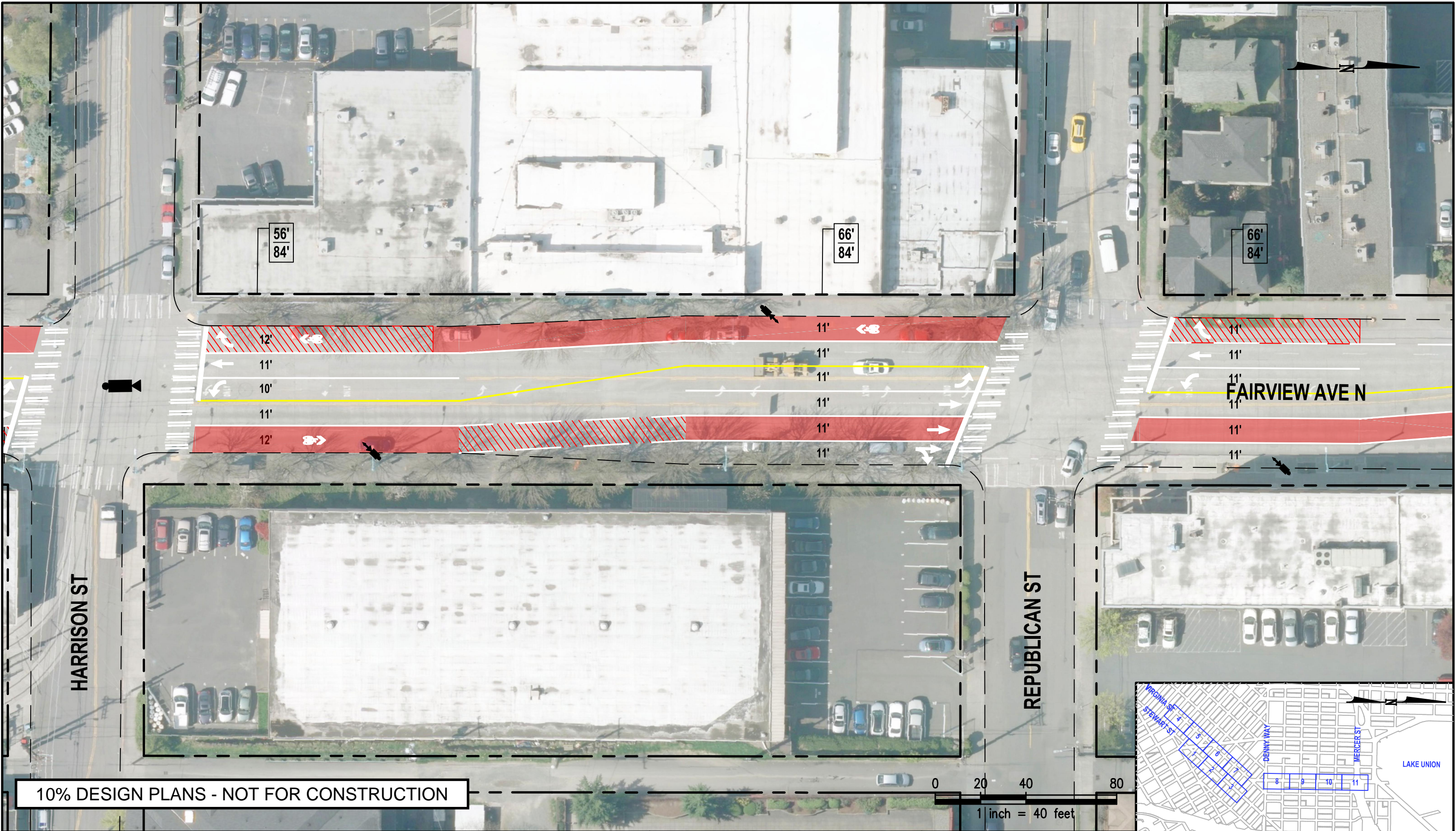


ROOSEVELT TO DOWNTOWN HIGH CAPACITY TRANSIT STUDY



 CDM Smith <small>CDM Smith Inc. 5400 Glenwood Avenue, Suite 400 Raleigh, NC 27612 Tel: (919) 325-3500 NC License No. F-1255</small>	3/1/2017
	SHEET 9 OF 55

Path: C:\Temp\AcPublish_6400\RHCT-DT.dwg Plot date: Mar 01, 2017-07:51:10am CAD User: nanderson.



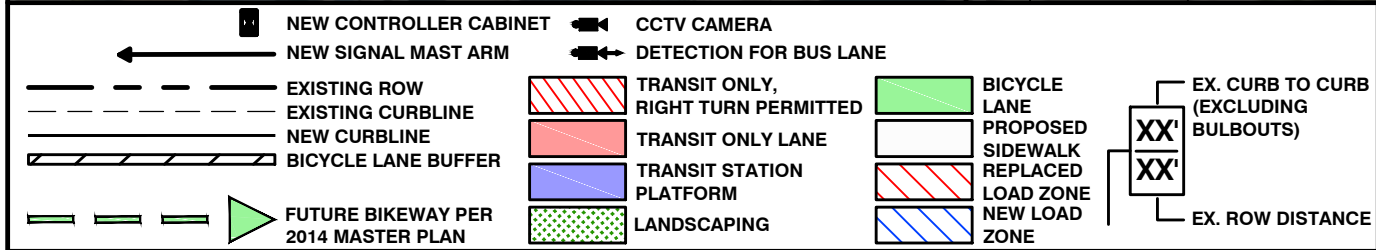
10% DESIGN PLANS - NOT FOR CONSTRUCTION

	NEW CONTROLLER CABINET		CCTV CAMERA
	NEW SIGNAL MAST ARM		DETECTION FOR BUS LANE
	EXISTING ROW		BICYCLE LANE
	EXISTING CURBLINE		PROPOSED SIDEWALK REPLACED
	NEW CURBLINE		LOAD ZONE
	BICYCLE LANE BUFFER		NEW LOAD ZONE
	FUTURE BIKEWAY PER 2014 MASTER PLAN		LANDSCAPING
	TRANSIT ONLY, RIGHT TURN PERMITTED		EX. CURB TO CURB (EXCLUDING BULBOUTS)
	TRANSIT ONLY LANE		EX. ROW DISTANCE
	TRANSIT STATION PLATFORM		
	LANDSCAPING		

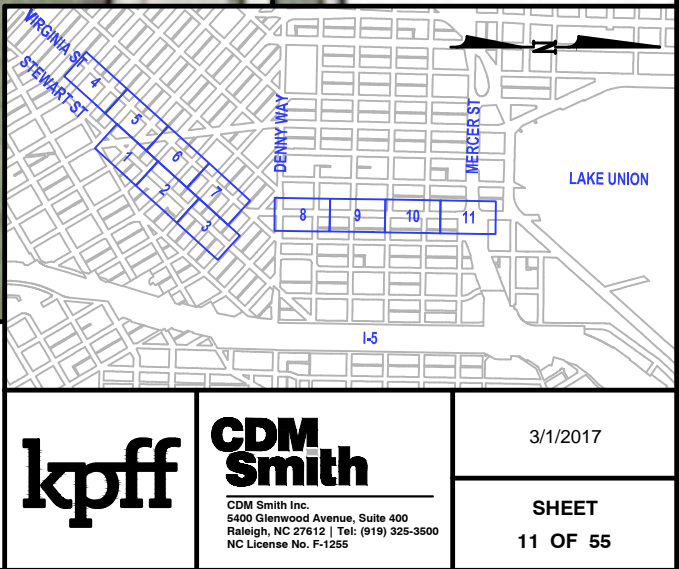
ROOSEVELT TO DOWNTOWN HIGH CAPACITY TRANSIT STUDY

City of Seattle
**Seattle Department
of Transportation**

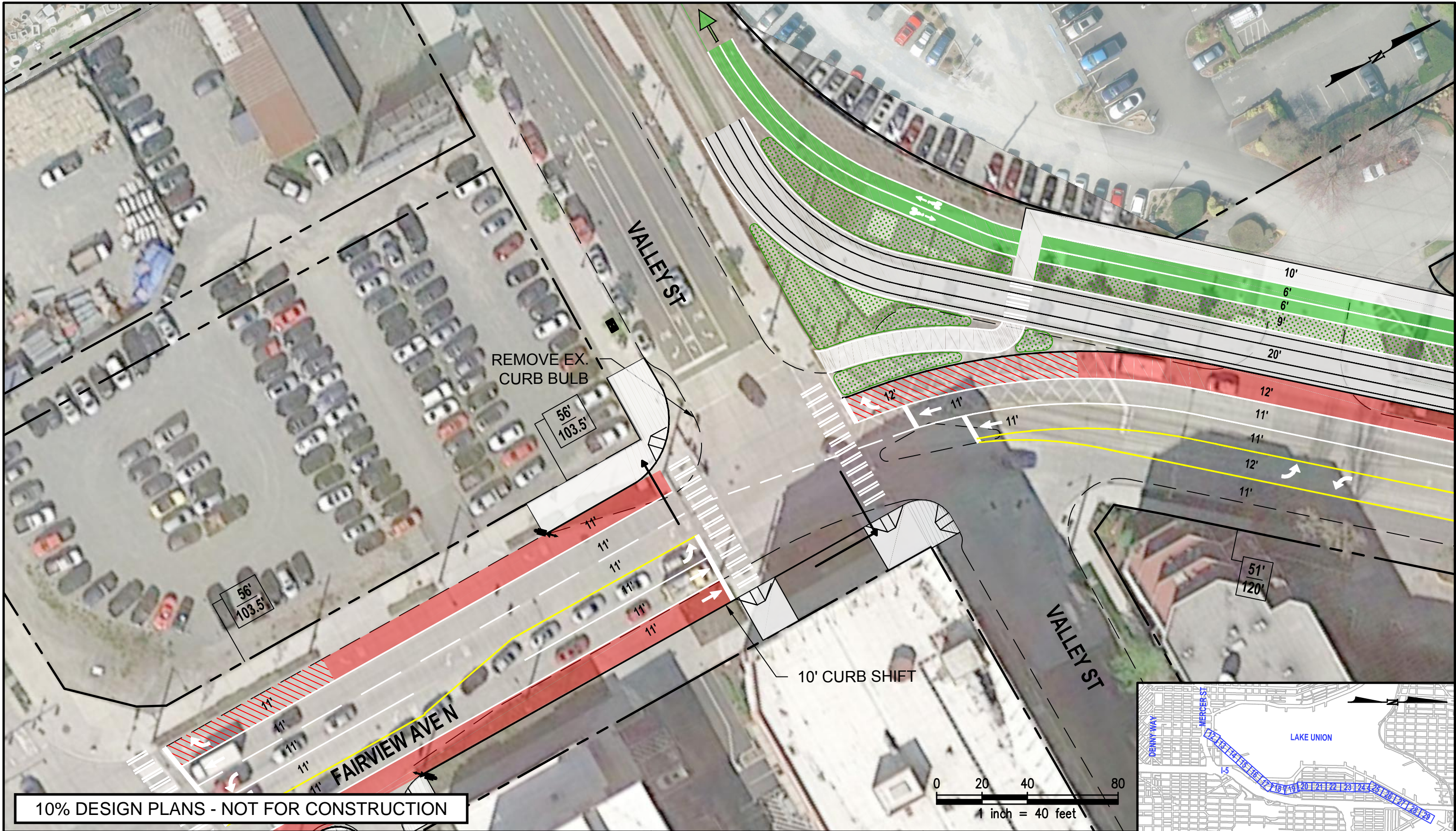
 kpff	 CDM Smith <small>CDM Smith Inc. 5400 Glenwood Avenue, Suite 400 Raleigh, NC 27612 Tel: (919) 325-3500 NC License No. F-1255</small>	3/1/2017
		SHEET 10 OF 55



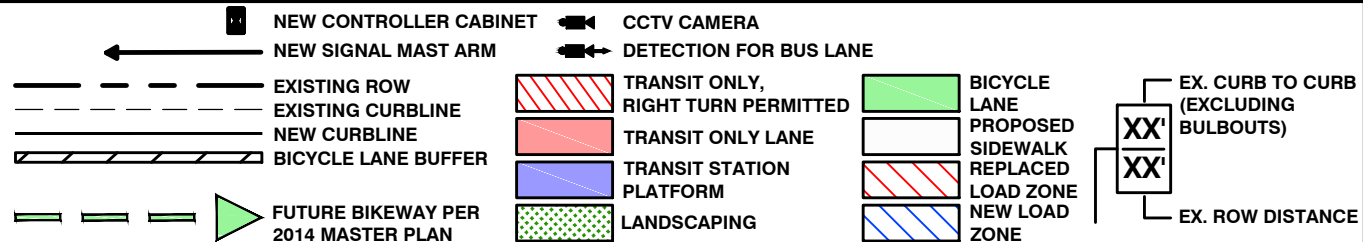
ROOSEVELT TO DOWNTOWN HIGH CAPACITY TRANSIT STUDY



Path: Z:\114401-114999\114505 (Roosevelt to Downtown HCT)\CADD\Design\RHCT-DT.dwg Plot date: Mar 02, 2017-10:42:11am CAD User: randerson.

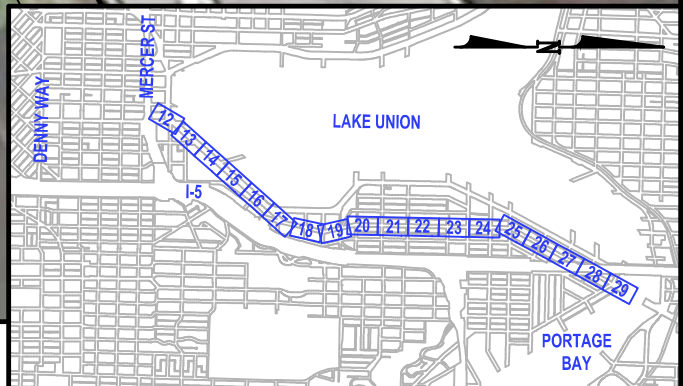


10% DESIGN PLANS - NOT FOR CONSTRUCTION



ROOSEVELT TO DOWNTOWN HIGH CAPACITY TRANSIT STUDY

City of Seattle
**Seattle Department
of Transportation**



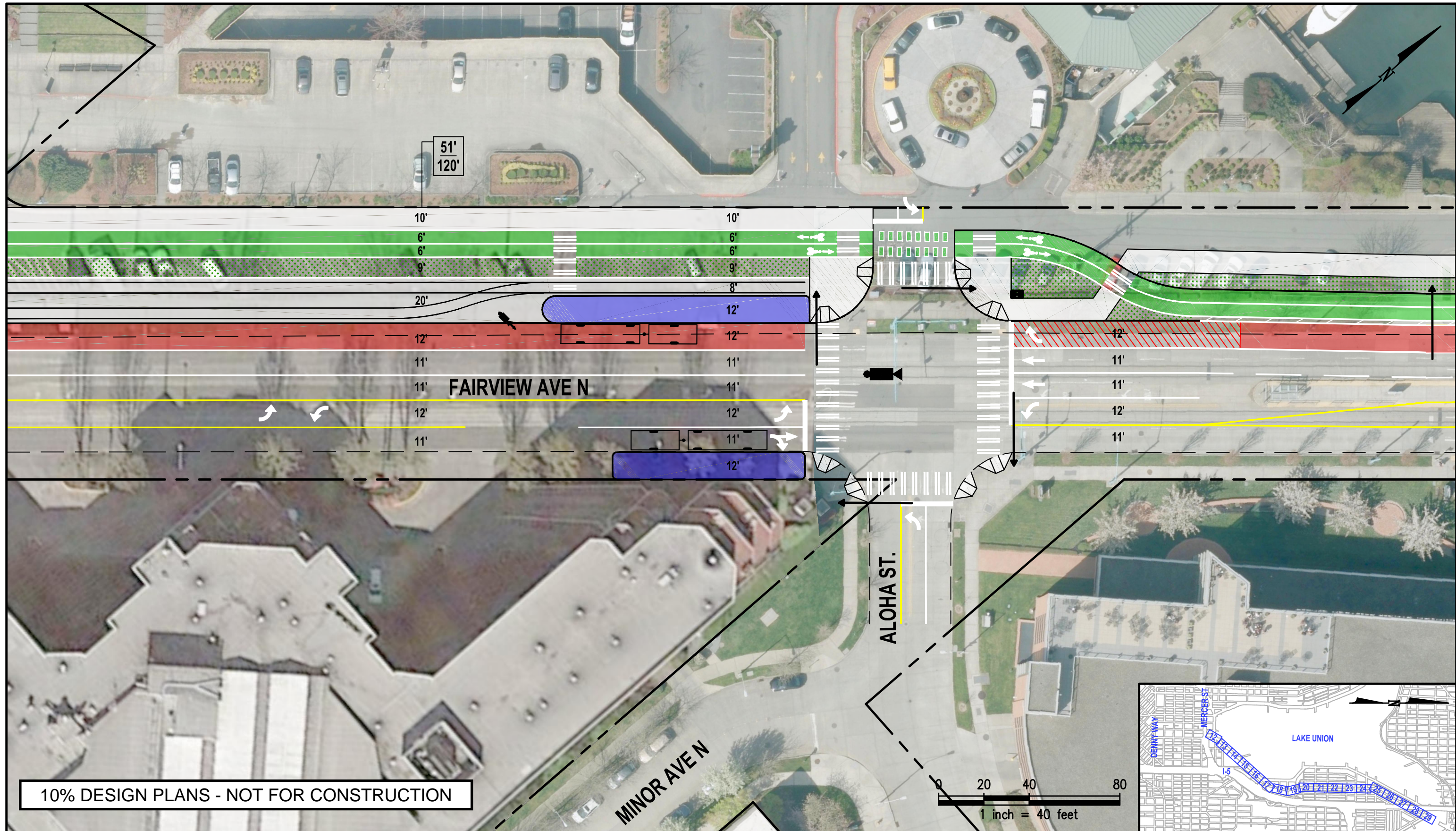
kpff

**CDM
Smith**
CDM Smith Inc.
5400 Glenwood Avenue, Suite 400
Raleigh, NC 27612 | Tel: (919) 325-3500
NC License No. F-1255

3/1/2017

SHEET
12 OF 55

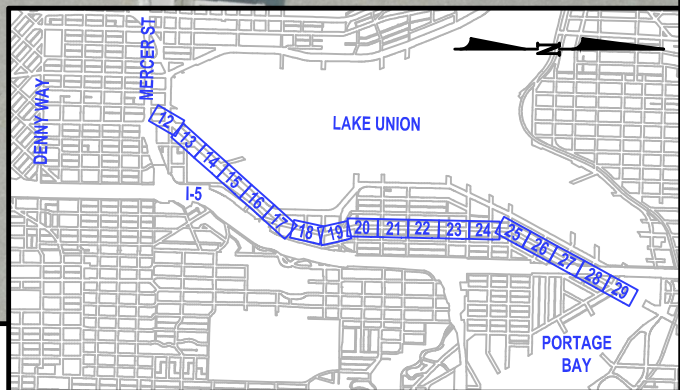
Path: C:\Temp\AcPublish_6400\RHCT-DT.dwg Plot date: Mar 01, 2017-08:00:06am CAD User: randerson.



	NEW CONTROLLER CABINET		CCTV CAMERA
	NEW SIGNAL MAST ARM		DETECTION FOR BUS LANE
	EXISTING ROW		TRANSIT ONLY, RIGHT TURN PERMITTED
	EXISTING CURBLINE		TRANSIT ONLY LANE
	NEW CURBLINE		TRANSIT STATION PLATFORM
	BICYCLE LANE BUFFER		LANDSCAPING
	FUTURE BIKEWAY PER 2014 MASTER PLAN		BICYCLE LANE
			PROPOSED SIDEWALK REPLACED
			LOAD ZONE
			NEW LOAD ZONE
			EX. CURB TO CURB (EXCLUDING BULBOUTS)
			EX. ROW DISTANCE

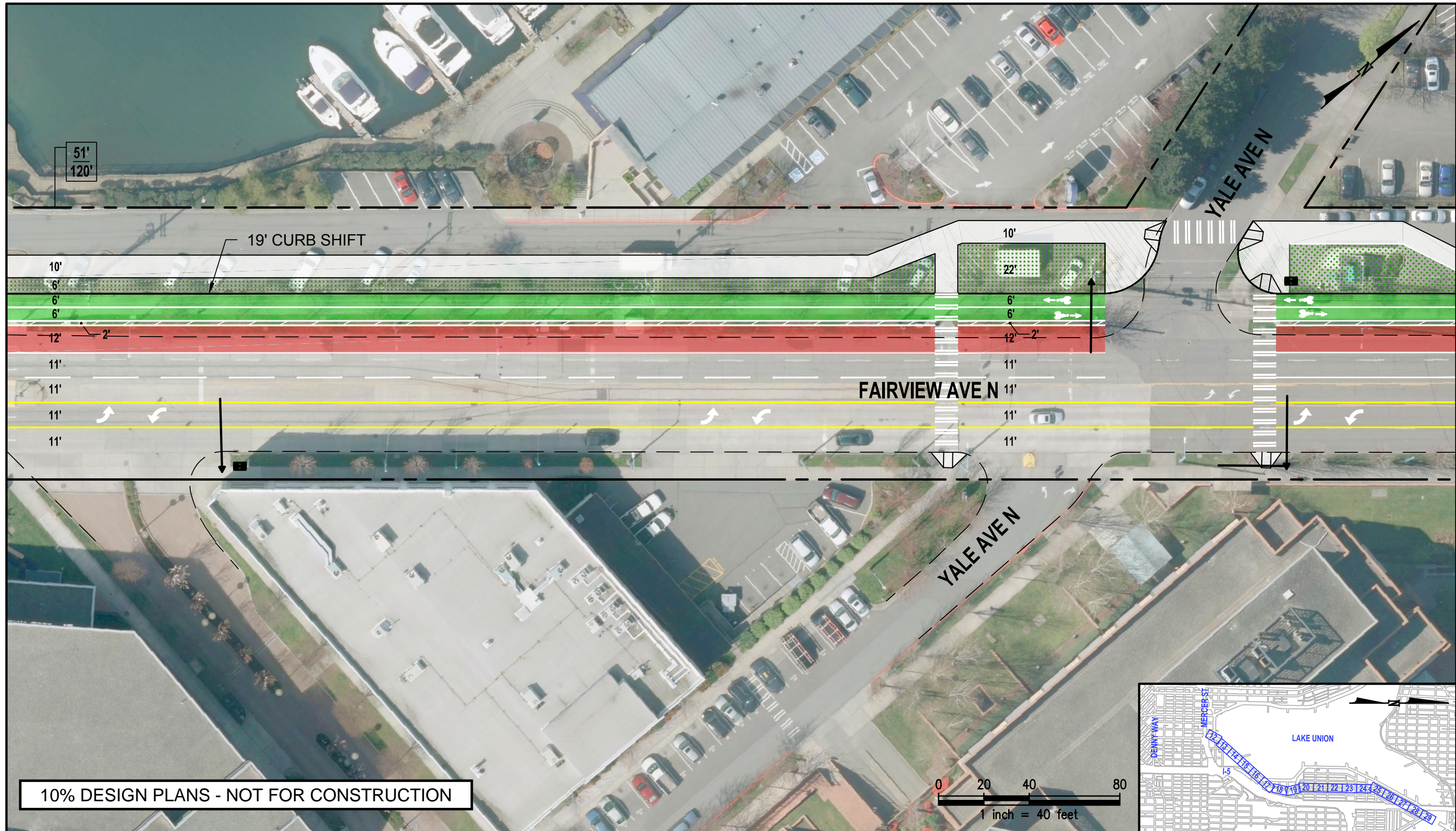
ROOSEVELT TO DOWNTOWN HIGH CAPACITY TRANSIT STUDY

City of Seattle
**Seattle Department
of Transportation**



		3/1/2017
CDM Smith Inc. 5400 Glenwood Avenue, Suite 400 Raleigh, NC 27612 Tel: (919) 325-3500 NC License No. F-1255		SHEET 13 OF 55

Path: C:\Temp\AcPublish_6400\RHCT-DT.dwg Plot date: Mar 01, 2017-08:01:13am CAD User: nanderson.

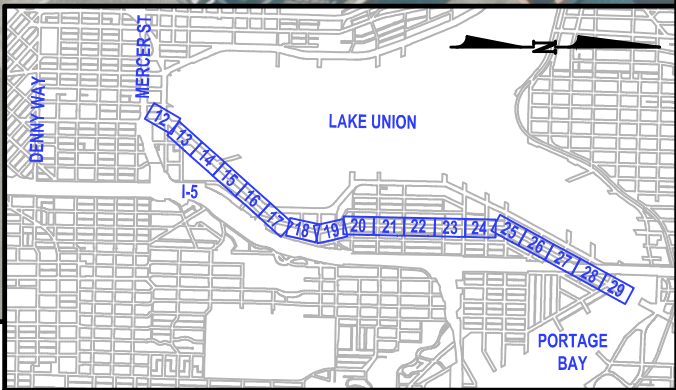


10% DESIGN PLANS - NOT FOR CONSTRUCTION

	NEW CONTROLLER CABINET		CCTV CAMERA
	NEW SIGNAL MAST ARM		DETECTION FOR BUS LANE
	EXISTING ROW		TRANSIT ONLY, RIGHT TURN PERMITTED
	EXISTING CURBLINE		TRANSIT ONLY LANE
	NEW CURBLINE		TRANSIT STATION PLATFORM
	BICYCLE LANE BUFFER		LANDSCAPING
	FUTURE BIKEWAY PER 2014 MASTER PLAN		BICYCLE LANE
			PROPOSED SIDEWALK REPLACED
			LOAD ZONE
			NEW LOAD ZONE
			EX. CURB TO CURB (EXCLUDING BULBOUTS)
			EX. ROW DISTANCE

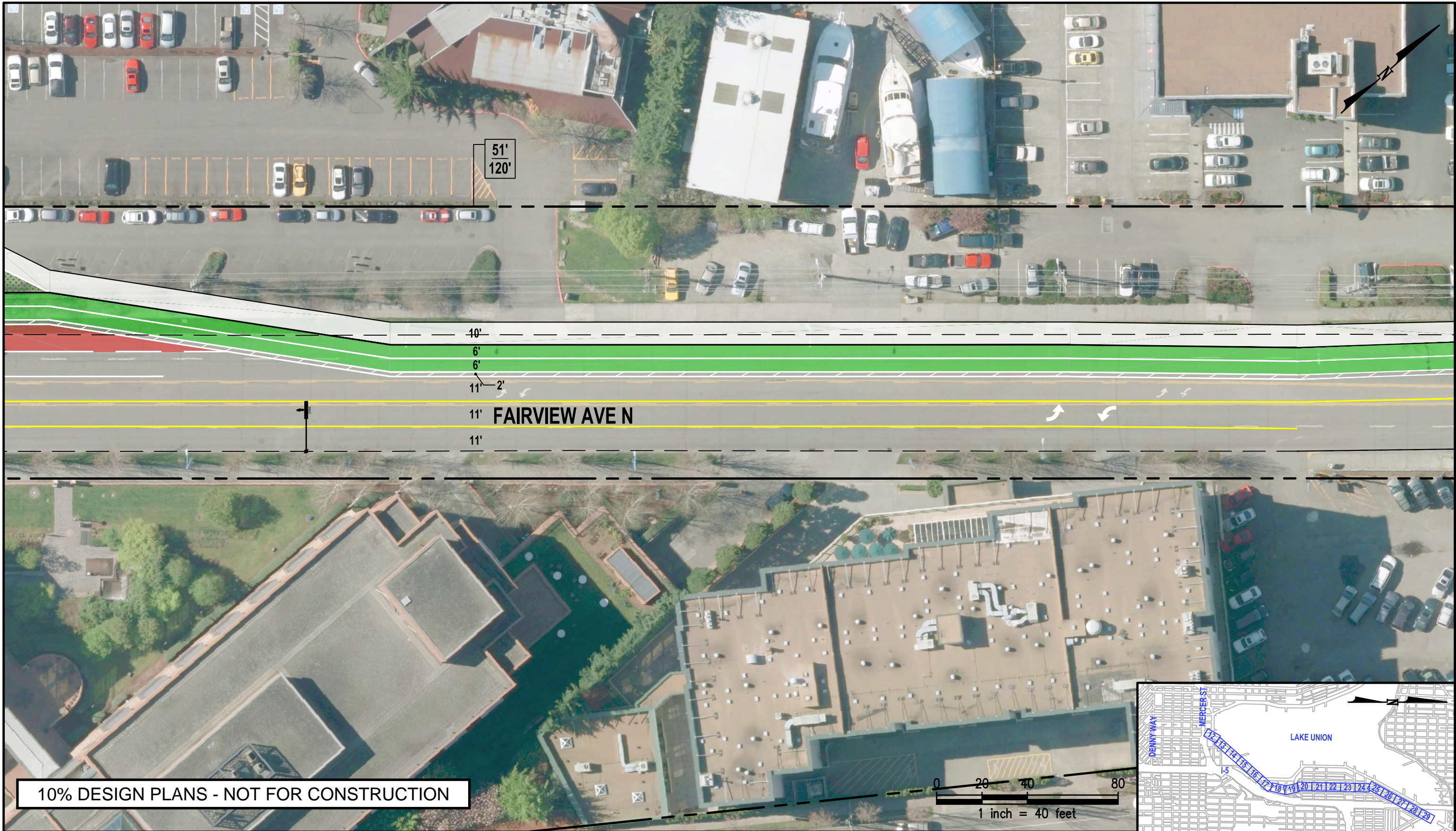
ROOSEVELT TO DOWNTOWN HIGH CAPACITY TRANSIT STUDY

City of Seattle
**Seattle Department
of Transportation**

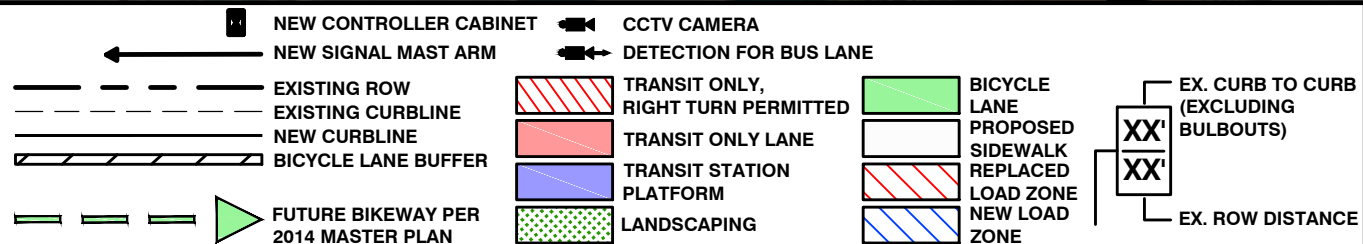


		3/1/2017
		SHEET 14 OF 55

Path: C:\Temp\AcPublish_6400\RHCT-DT.dwg Plot date: Mar 01, 2017-08:02:21am CAD User: nanderson.

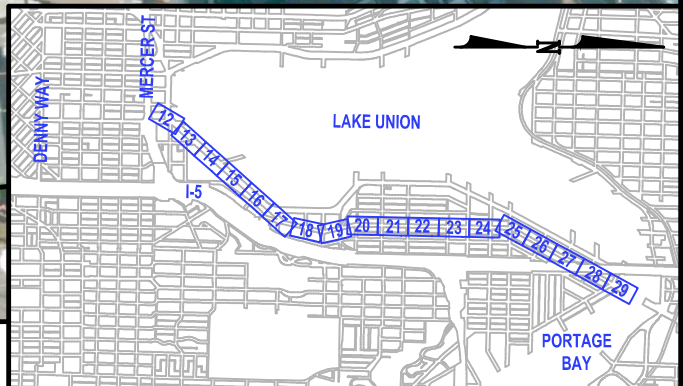


10% DESIGN PLANS - NOT FOR CONSTRUCTION



ROOSEVELT TO DOWNTOWN HIGH CAPACITY TRANSIT STUDY

City of Seattle
**Seattle Department
of Transportation**



kpf

**CDM
Smith**
CDM Smith Inc.
5400 Glenwood Avenue, Suite 400
Raleigh, NC 27612 | Tel: (919) 325-3500
NC License No. F-1255

3/1/2017

SHEET
15 OF 55

Path: C:\Temp\AcPublish_6400\RHCT-DT.dwg Plot date: Mar 01, 2017-08:03:27am CAD User: randerson.



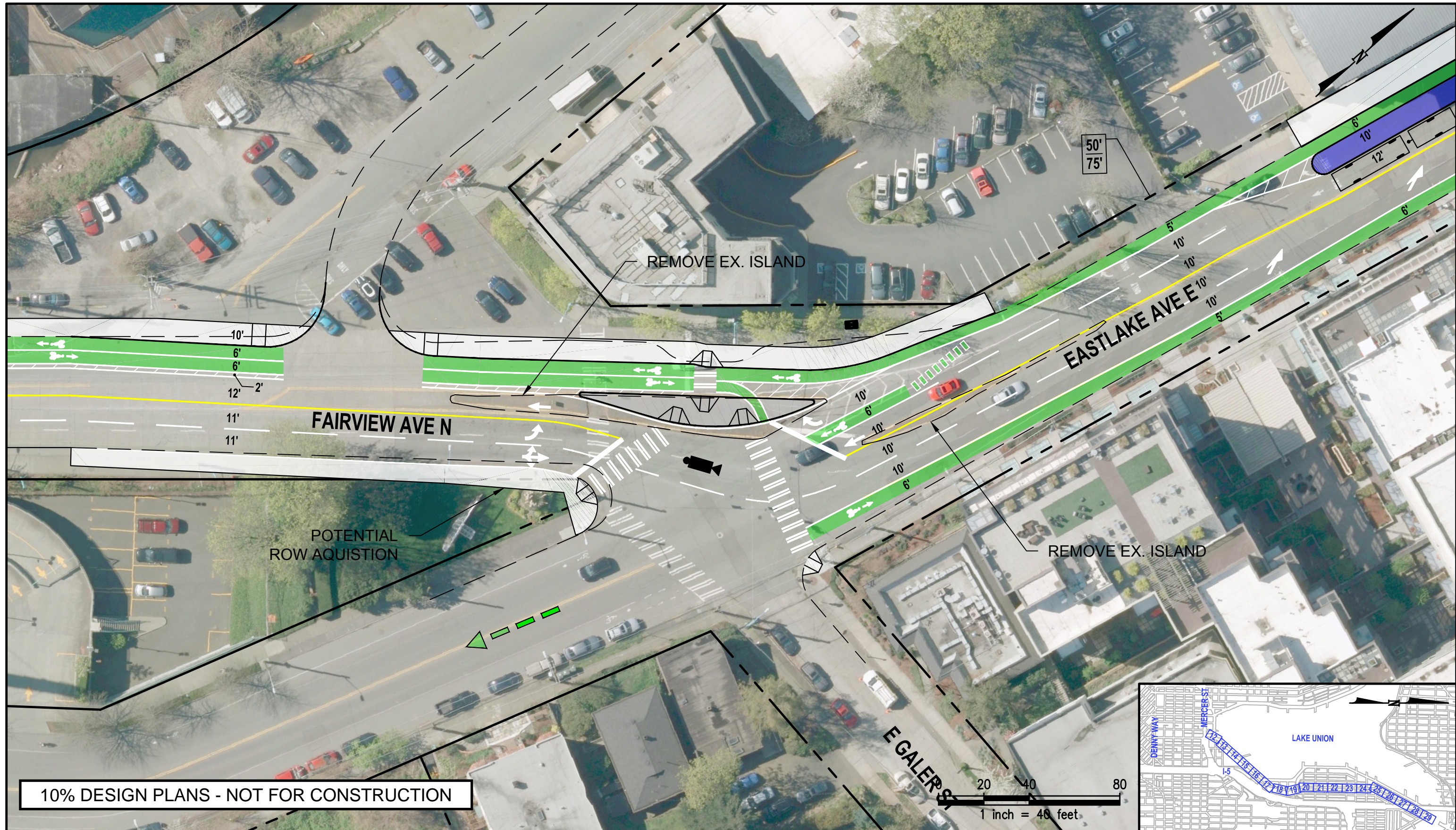
	NEW CONTROLLER CABINET		CCTV CAMERA
	NEW SIGNAL MAST ARM		DETECTION FOR BUS LANE
	EXISTING ROW		TRANSIT ONLY, RIGHT TURN PERMITTED
	EXISTING CURBLINE		TRANSIT ONLY LANE
	NEW CURBLINE		TRANSIT STATION PLATFORM
	BICYCLE LANE BUFFER		LANDSCAPING
	FUTURE BIKEWAY PER 2014 MASTER PLAN		BICYCLE LANE
			PROPOSED SIDEWALK REPLACED
			LOAD ZONE
			NEW LOAD ZONE
			EX. CURB TO CURB (EXCLUDING BULBOUTS)
			EX. ROW DISTANCE

ROOSEVELT TO DOWNTOWN HIGH CAPACITY TRANSIT STUDY

City of Seattle
**Seattle Department
of Transportation**

 kpff	 CDM Smith <small>CDM Smith Inc. 5400 Glenwood Avenue, Suite 400 Raleigh, NC 27612 Tel: (919) 325-3500 NC License No. F-1255</small>	3/1/2017
		SHEET 16 OF 55

Path: C:\Temp\AcPublish_6400\RHCT-DT.dwg Plot date: Mar 01, 2017-08:04:33am CAD User: randerson.

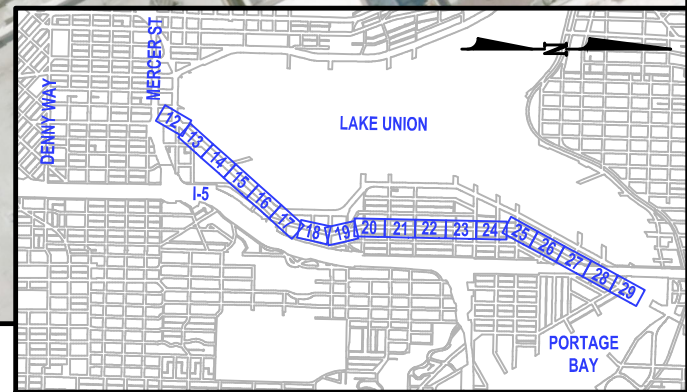


10% DESIGN PLANS - NOT FOR CONSTRUCTION

	NEW CONTROLLER CABINET		CCTV CAMERA
	NEW SIGNAL MAST ARM		DETECTION FOR BUS LANE
	EXISTING ROW		TRANSIT ONLY, RIGHT TURN PERMITTED
	EXISTING CURBLINE		TRANSIT ONLY LANE
	NEW CURBLINE		TRANSIT STATION PLATFORM
	BICYCLE LANE BUFFER		LANDSCAPING
	FUTURE BIKEWAY PER 2014 MASTER PLAN		BICYCLE LANE
			PROPOSED SIDEWALK REPLACED
			LOAD ZONE
			NEW LOAD ZONE
			EX. CURB TO CURB (EXCLUDING BULBOUTS)
			EX. ROW DISTANCE

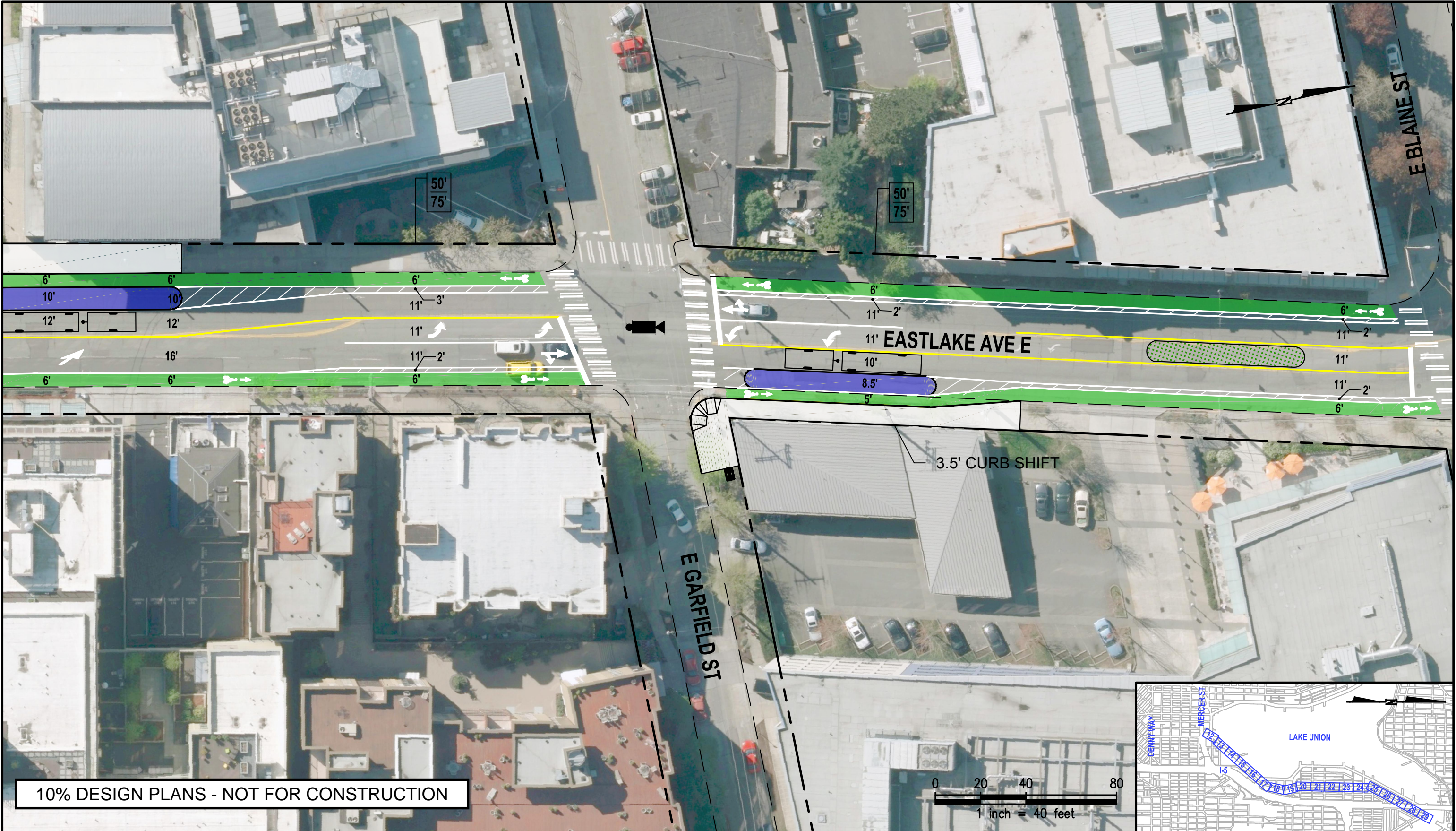
ROOSEVELT TO DOWNTOWN HIGH CAPACITY TRANSIT STUDY

City of Seattle
**Seattle Department
of Transportation**



 kpff	 CDM Smith <small>CDM Smith Inc. 5400 Glenwood Avenue, Suite 400 Raleigh, NC 27612 Tel: (919) 325-3500 NC License No. F-1255</small>	3/1/2017
		SHEET 17 OF 55

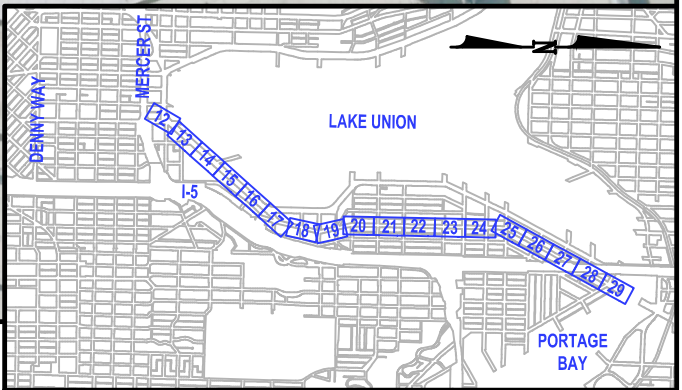
Path: C:\Temp\AcPublish_6400\RHCT-DT.dwg Plot date: Mar 01, 2017-08:05:38am CAD User: randerson.



	NEW CONTROLLER CABINET		CCTV CAMERA
	NEW SIGNAL MAST ARM		DETECTION FOR BUS LANE
	EXISTING ROW		TRANSIT ONLY, RIGHT TURN PERMITTED
	EXISTING CURBLINE		TRANSIT ONLY LANE
	NEW CURBLINE		TRANSIT STATION PLATFORM
	BICYCLE LANE BUFFER		LANDSCAPING
	FUTURE BIKEWAY PER 2014 MASTER PLAN		BICYCLE LANE
			PROPOSED SIDEWALK REPLACED
			LOAD ZONE
			NEW LOAD ZONE
			EX. CURB TO CURB (EXCLUDING BULBOUTS)
			EX. ROW DISTANCE

ROOSEVELT TO DOWNTOWN HIGH CAPACITY TRANSIT STUDY

City of Seattle
**Seattle Department
of Transportation**

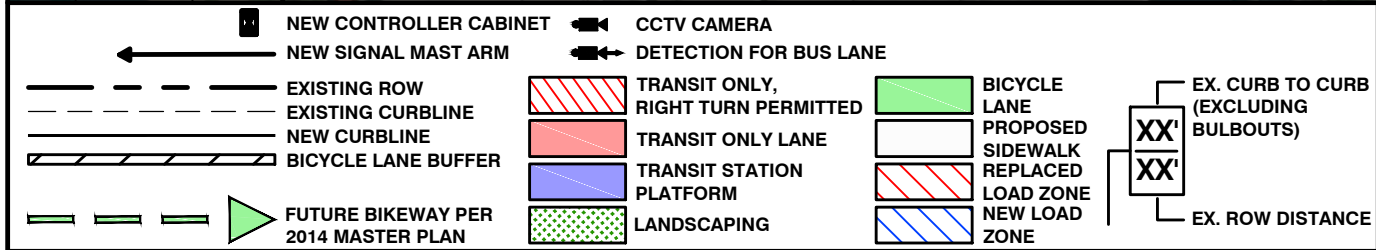


 kpff	 CDM Smith <small>CDM Smith Inc. 5400 Glenwood Avenue, Suite 400 Raleigh, NC 27612 Tel: (919) 325-3500 NC License No. F-1255</small>	3/1/2017
		SHEET 18 OF 55

Path: Z:\114401-114999\114505 (Roosevelt to Downtown HCT)\CADD\Design\RHCT-DT.dwg Plot date: Mar 01, 2017-10:01:19am CAD User: nanderson.



10% DESIGN PLANS - NOT FOR CONSTRUCTION



ROOSEVELT TO DOWNTOWN HIGH CAPACITY TRANSIT STUDY

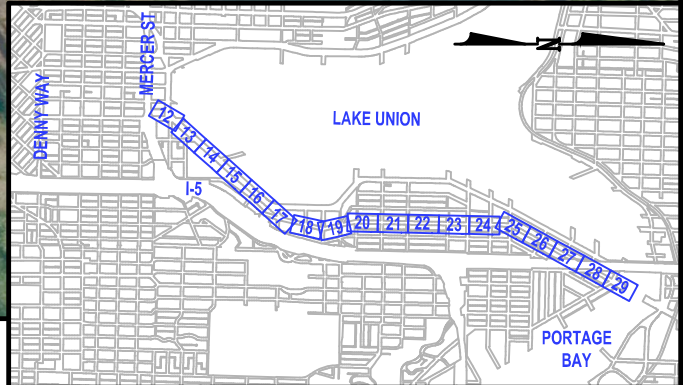
City of Seattle
**Seattle Department
of Transportation**

kpf

**CDM
Smith**
CDM Smith Inc.
5400 Glenwood Avenue, Suite 400
Raleigh, NC 27612 | Tel: (919) 325-3500
NC License No. F-1255

3/1/2017

SHEET
19 OF 55



Path: C:\Temp\AcPublish_6400\RHCT-DT.dwg Plot date: Mar 01, 2017-08:07:46am CAD User: randerson.



	NEW CONTROLLER CABINET		CCTV CAMERA
	NEW SIGNAL MAST ARM		DETECTION FOR BUS LANE
	EXISTING ROW		TRANSIT ONLY, RIGHT TURN PERMITTED
	EXISTING CURBLINE		TRANSIT ONLY LANE
	NEW CURBLINE		TRANSIT STATION PLATFORM
	BICYCLE LANE BUFFER		LANDSCAPING
	FUTURE BIKEWAY PER 2014 MASTER PLAN		BICYCLE LANE
			PROPOSED SIDEWALK REPLACED LOAD ZONE
			NEW LOAD ZONE
			EX. CURB TO CURB (EXCLUDING BULBOUTS)
			EX. ROW DISTANCE

ROOSEVELT TO DOWNTOWN HIGH CAPACITY TRANSIT STUDY

City of Seattle
**Seattle Department
of Transportation**

 kpff	 CDM Smith <small>CDM Smith Inc. 5400 Glenwood Avenue, Suite 400 Raleigh, NC 27612 Tel: (919) 325-3500 NC License No. F-1255</small>	3/1/2017
		SHEET 20 OF 55

Path: C:\Temp\AcPublish_6400\RHCT-DT.dwg Plot date: Mar 01, 2017-08:12:56am CAD User: nanderson.

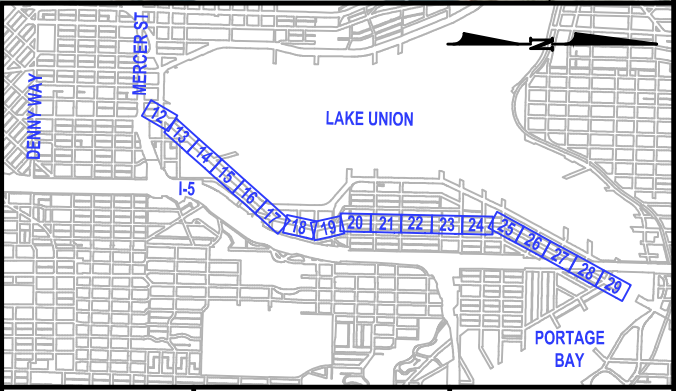


	NEW CONTROLLER CABINET		CCTV CAMERA
	NEW SIGNAL MAST ARM		DETECTION FOR BUS LANE
	EXISTING ROW		TRANSIT ONLY, RIGHT TURN PERMITTED
	EXISTING CURBLINE		TRANSIT ONLY LANE
	NEW CURBLINE		TRANSIT STATION PLATFORM
	BICYCLE LANE BUFFER		LANDSCAPING
	FUTURE BIKEWAY PER 2014 MASTER PLAN		BICYCLE LANE
			PROPOSED SIDEWALK REPLACED
			LOAD ZONE
			NEW LOAD ZONE
			EX. CURB TO CURB (EXCLUDING BULBOUTS)
			EX. ROW DISTANCE

ROOSEVELT TO DOWNTOWN HIGH CAPACITY TRANSIT STUDY

City of Seattle
**Seattle Department
of Transportation**

 kpff	 CDM Smith <small>CDM Smith Inc. 5400 Glenwood Avenue, Suite 400 Raleigh, NC 27612 Tel: (919) 325-3500 NC License No. F-1255</small>	3/1/2017
		SHEET 21 OF 55



Path: C:\Temp\AcPublish_6400\RHCT-DT.dwg Plot date: Mar 01, 2017-08:15:00mm CAD User: nanderson.



	NEW CONTROLLER CABINET		CCTV CAMERA
	NEW SIGNAL MAST ARM		DETECTION FOR BUS LANE
	EXISTING ROW		TRANSIT ONLY, RIGHT TURN PERMITTED
	EXISTING CURBLINE		TRANSIT ONLY LANE
	NEW CURBLINE		TRANSIT STATION PLATFORM
	BICYCLE LANE BUFFER		LANDSCAPING
	FUTURE BIKEWAY PER 2014 MASTER PLAN		BICYCLE LANE
			PROPOSED SIDEWALK REPLACED
			LOAD ZONE
			NEW LOAD ZONE
			EX. CURB TO CURB (EXCLUDING BULBOUTS)
			EX. ROW DISTANCE

ROOSEVELT TO DOWNTOWN HIGH CAPACITY TRANSIT STUDY

City of Seattle

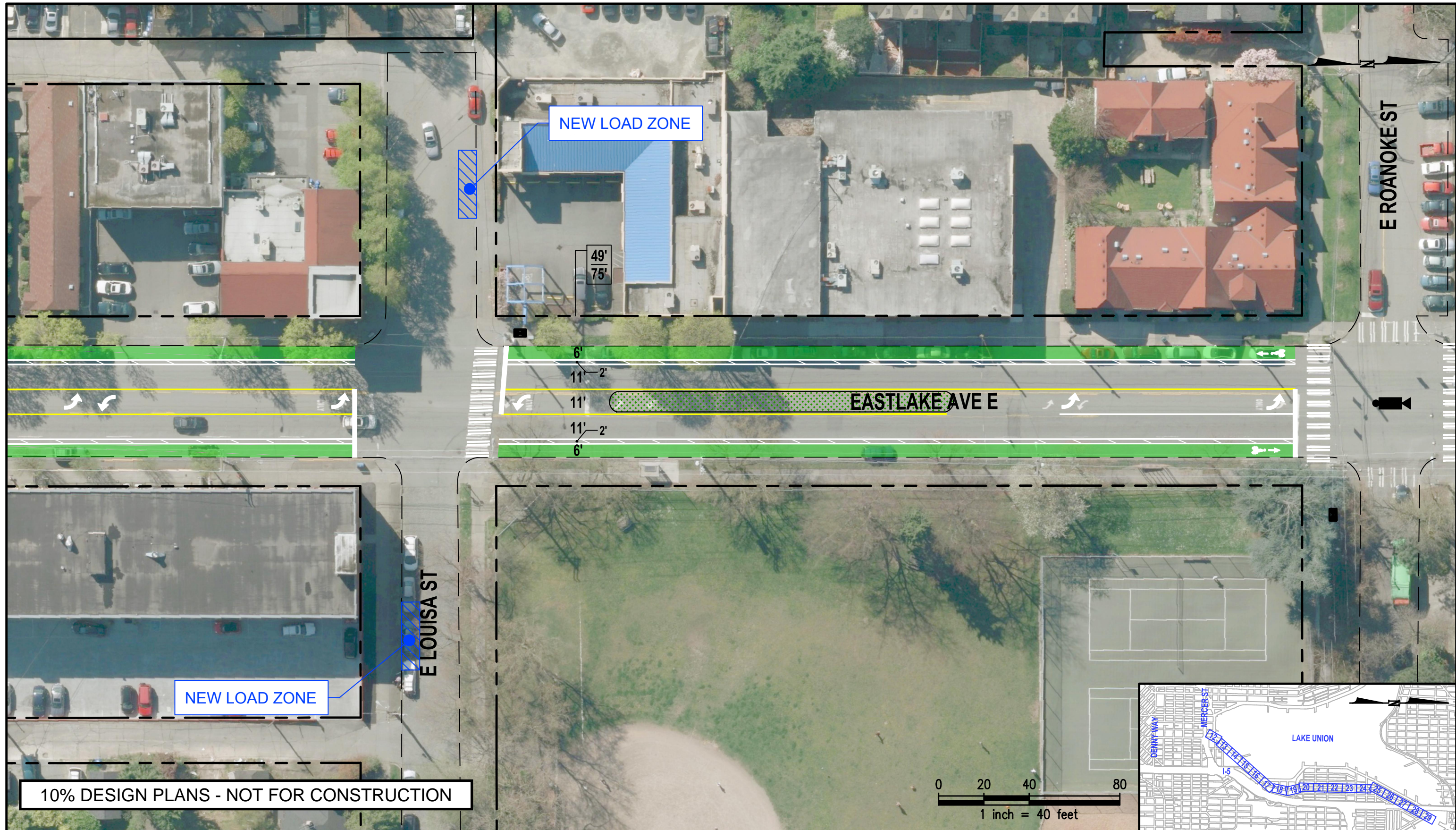
Seattle Department
of Transportation

CDM Smith Inc.
5400 Glenwood Avenue, Suite 400
Raleigh, NC 27612 | Tel: (919) 325-3500
NC License No. F-1255

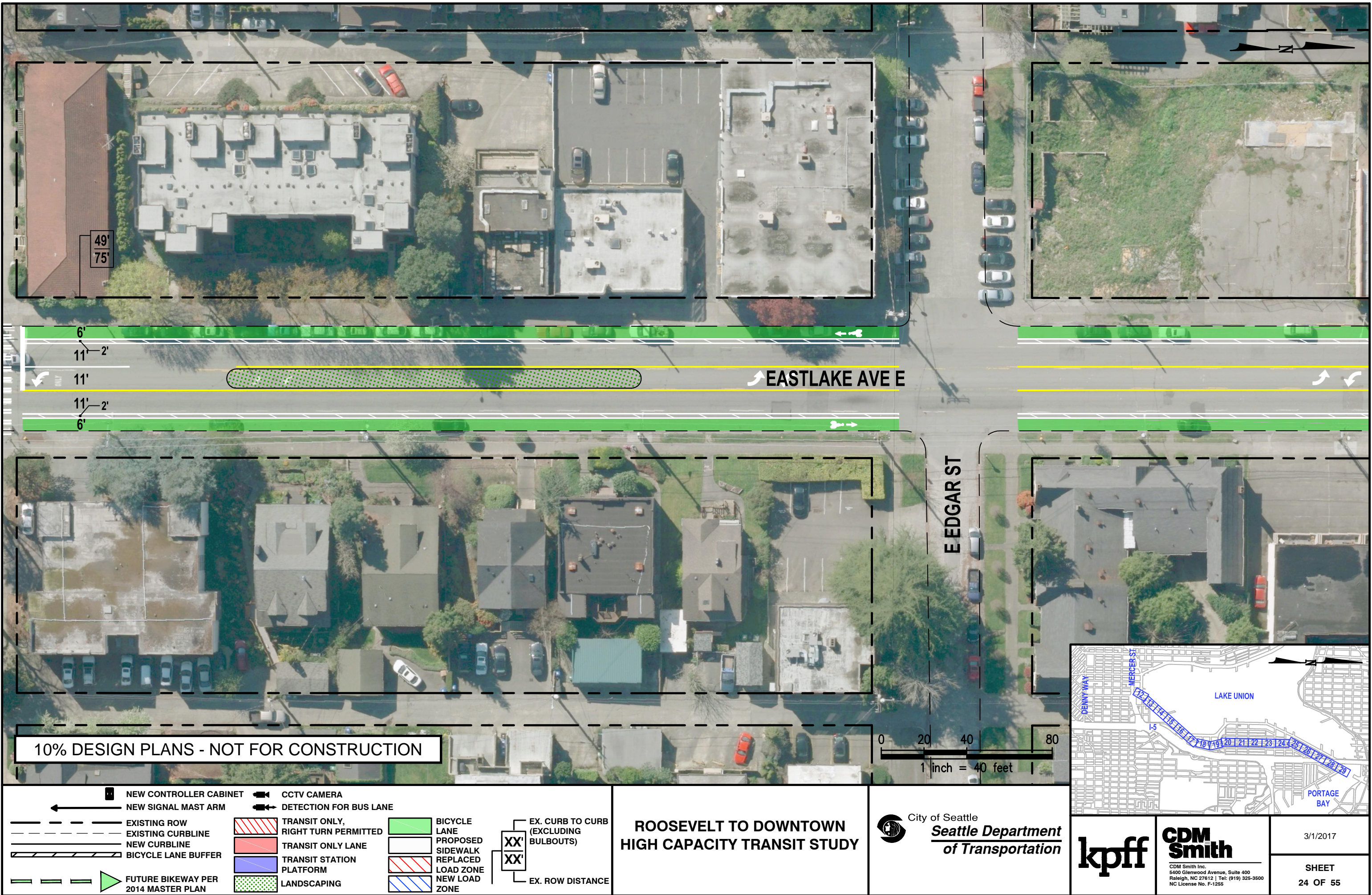
3/1/2017

SHEET
22 OF 55

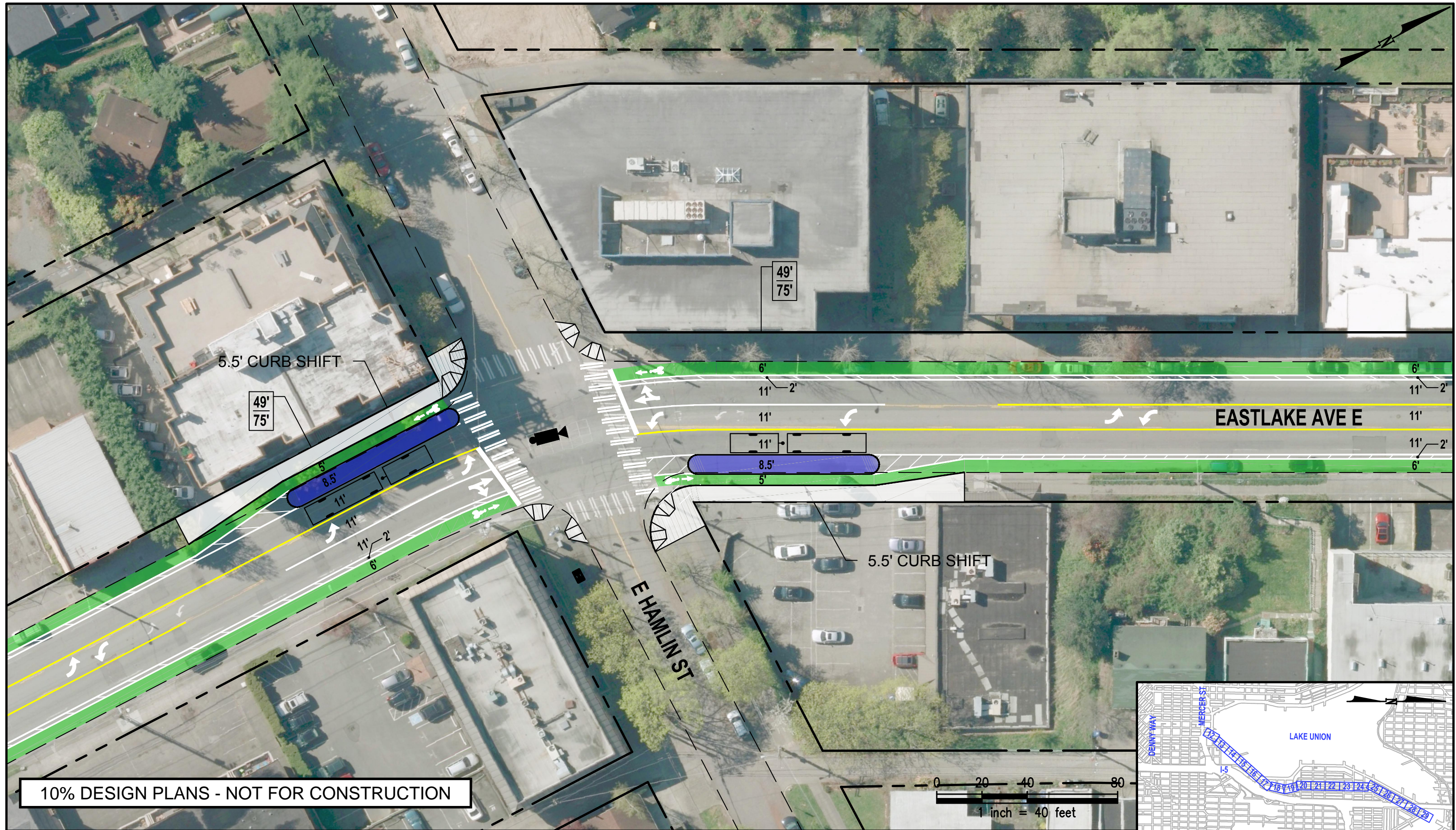
Path: Z:\114401-114999\114505 (Roosevelt to Downtown HCT)\CADD\Design\RHCT-DT.dwg Plot date: Mar 01, 2017-10:13:47am CAD User: randerson.



Path: C:\Temp\AcPublish_6400\RHCT-DT.dwg Plot date: Mar 01, 2017-08:17:13am CAD User: nanderson.



Path: C:\Temp\AcPublish_6400\RHCT-DT.dwg Plot date: Mar 01, 2017-08:18:21am CAD User: nanderson.

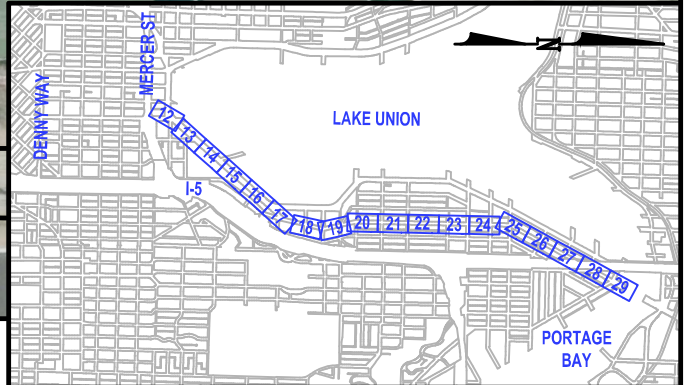


	NEW CONTROLLER CABINET		CCTV CAMERA
	NEW SIGNAL MAST ARM		DETECTION FOR BUS LANE
	EXISTING ROW		TRANSIT ONLY, RIGHT TURN PERMITTED
	EXISTING CURBLINE		TRANSIT ONLY LANE
	NEW CURBLINE		TRANSIT STATION PLATFORM
	BICYCLE LANE BUFFER		LANDSCAPING
	FUTURE BIKEWAY PER 2014 MASTER PLAN		BICYCLE LANE
			PROPOSED SIDEWALK REPLACED
			LOAD ZONE
			NEW LOAD ZONE
			EX. CURB TO CURB (EXCLUDING BULBOUTS)
			EX. ROW DISTANCE

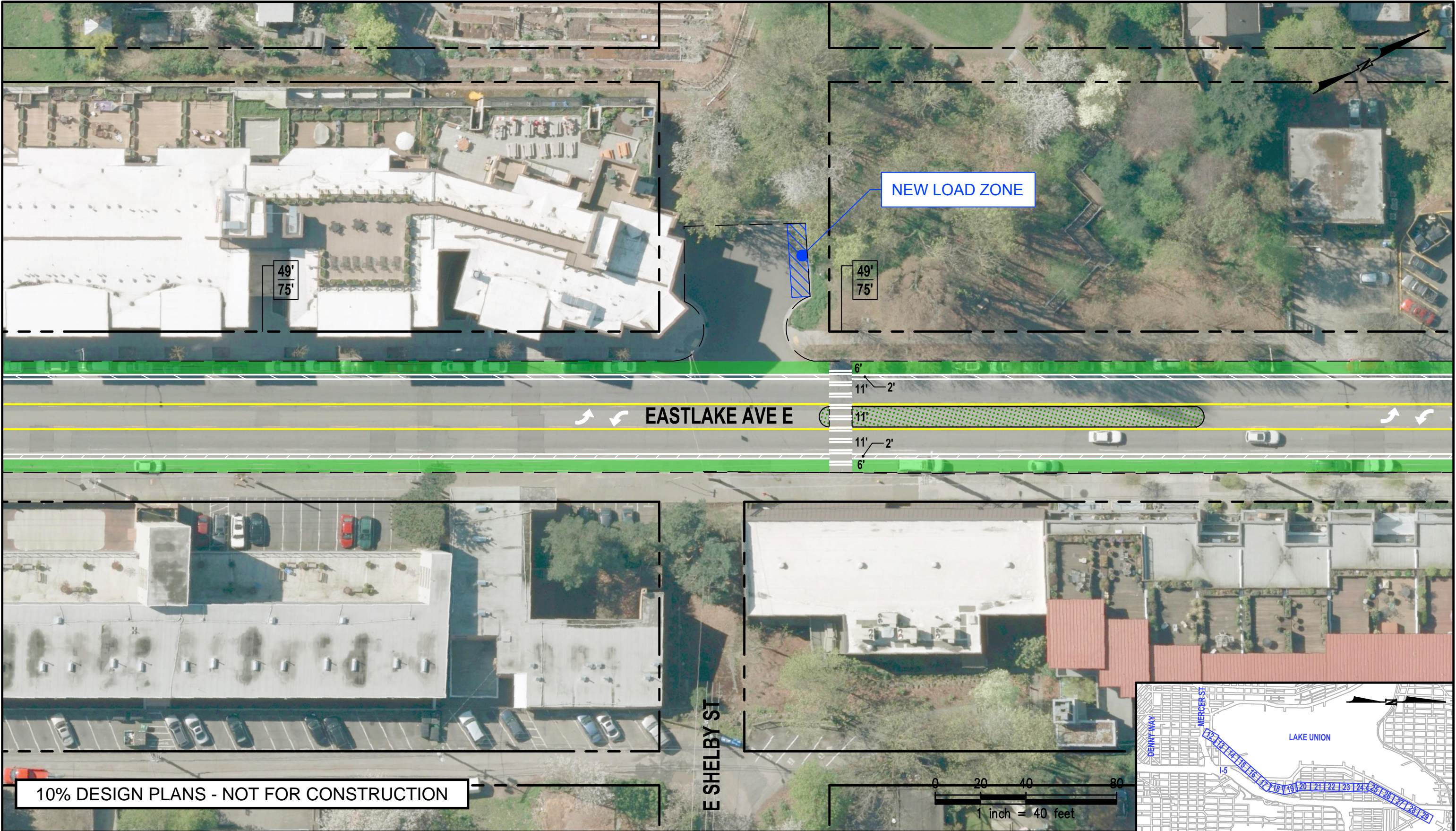
ROOSEVELT TO DOWNTOWN HIGH CAPACITY TRANSIT STUDY

City of Seattle
**Seattle Department
of Transportation**

 kpff	 CDM Smith <small>CDM Smith Inc. 5400 Glenwood Avenue, Suite 400 Raleigh, NC 27612 Tel: (919) 325-3500 NC License No. F-1255</small>	3/1/2017
		SHEET 25 OF 55



Path: C:\Temp\AcPublish_6400\RHC1-DT.dwg Plot date: Mar 01, 2017-08:19:30m CAD User: randerson.



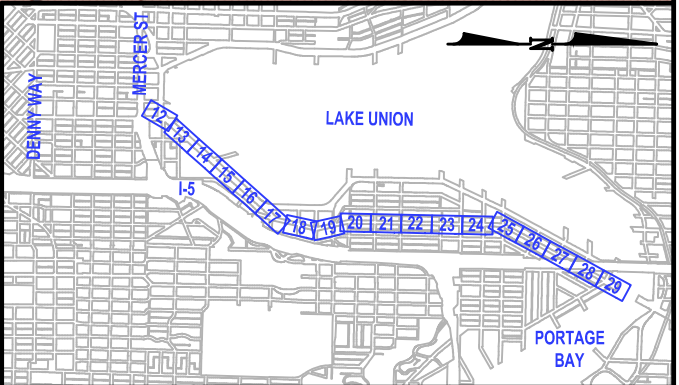
10% DESIGN PLANS - NOT FOR CONSTRUCTION

	NEW CONTROLLER CABINET		CCTV CAMERA
	NEW SIGNAL MAST ARM		DETECTION FOR BUS LANE
	EXISTING ROW		TRANSIT ONLY, RIGHT TURN PERMITTED
	EXISTING CURBLINE		TRANSIT ONLY LANE
	NEW CURBLINE		TRANSIT STATION PLATFORM
	BICYCLE LANE BUFFER		LANDSCAPING
	FUTURE BIKEWAY PER 2014 MASTER PLAN		BICYCLE LANE
			PROPOSED SIDEWALK REPLACED
			LOAD ZONE
			NEW LOAD ZONE
			EX. CURB TO CURB (EXCLUDING BULBOUTS)
			EX. ROW DISTANCE

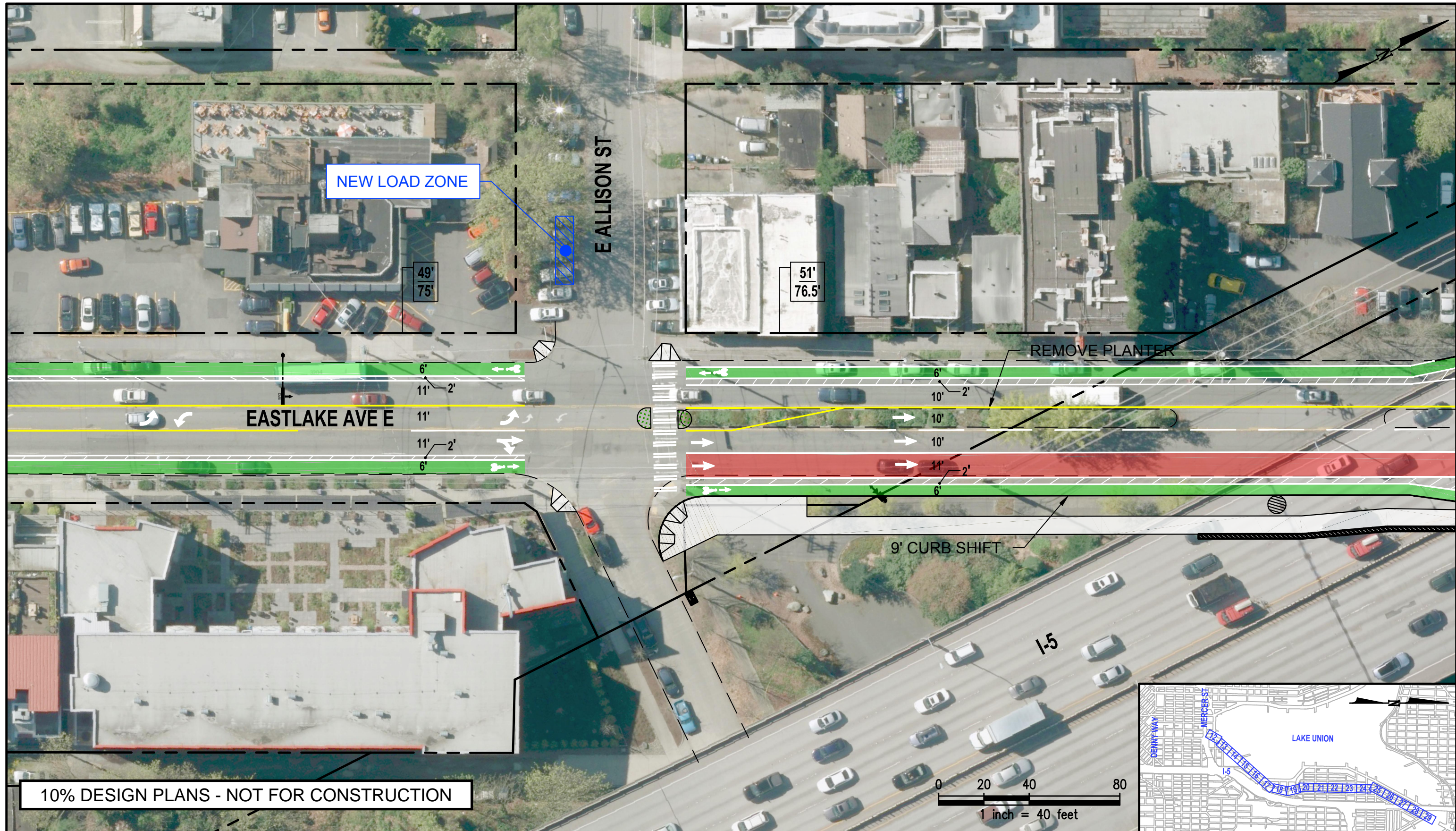
ROOSEVELT TO DOWNTOWN HIGH CAPACITY TRANSIT STUDY

City of Seattle
**Seattle Department
of Transportation**

 kpff	 CDM Smith <small>CDM Smith Inc. 5400 Glenwood Avenue, Suite 400 Raleigh, NC 27612 Tel: (919) 325-3500 NC License No. F-1255</small>	3/1/2017
		SHEET 26 OF 55



Path: Z:\114401-114999\114505 (Roosevelt to Downtown HCT)\CADD\Design\RHCT-DT.dwg Plot date: Mar 01, 2017-08:52:09am CAD User: nanderson.

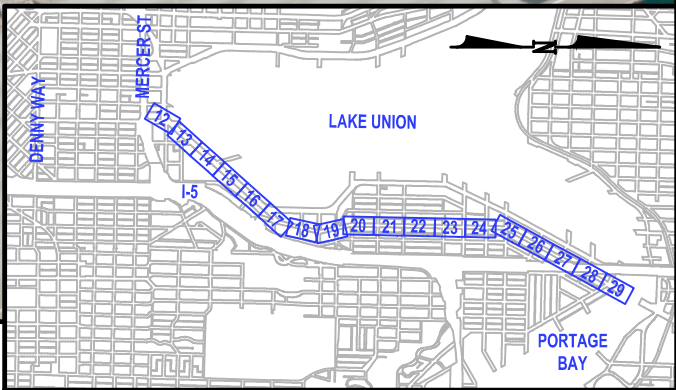


10% DESIGN PLANS - NOT FOR CONSTRUCTION

	NEW CONTROLLER CABINET		CCTV CAMERA
	NEW SIGNAL MAST ARM		DETECTION FOR BUS LANE
	EXISTING ROW		TRANSIT ONLY, RIGHT TURN PERMITTED
	EXISTING CURBLINE		TRANSIT ONLY LANE
	NEW CURBLINE		TRANSIT STATION PLATFORM
	BICYCLE LANE BUFFER		LANDSCAPING
	FUTURE BIKEWAY PER 2014 MASTER PLAN		BICYCLE LANE
			PROPOSED SIDEWALK REPLACED LOAD ZONE
			NEW LOAD ZONE
			EX. CURB TO CURB (EXCLUDING BULBOUTS)
			EX. ROW DISTANCE

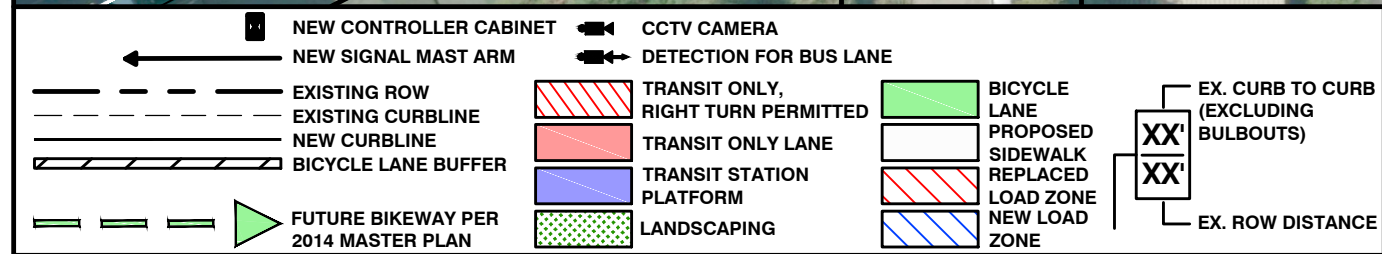
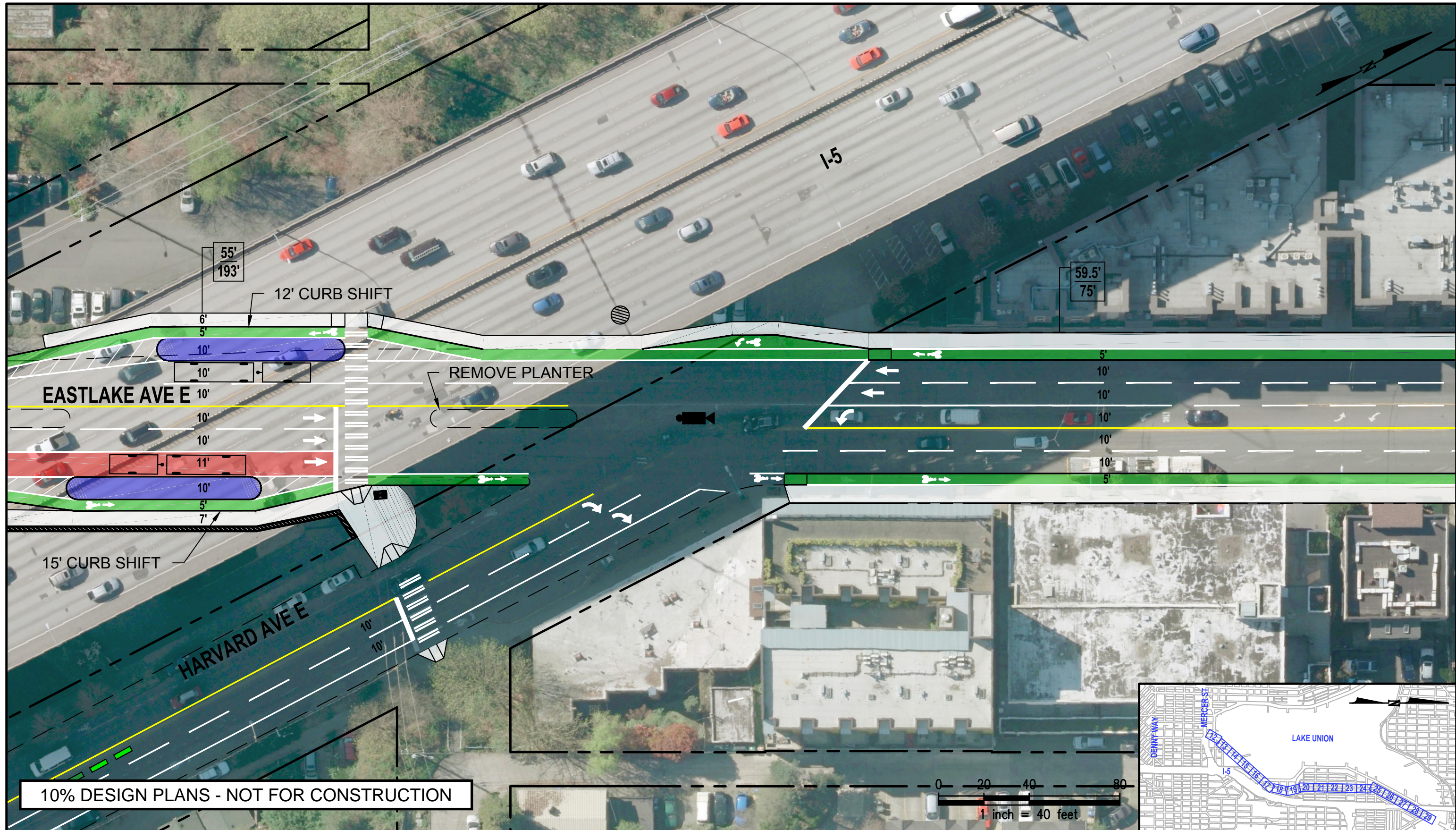
ROOSEVELT TO DOWNTOWN HIGH CAPACITY TRANSIT STUDY

City of Seattle
**Seattle Department
of Transportation**

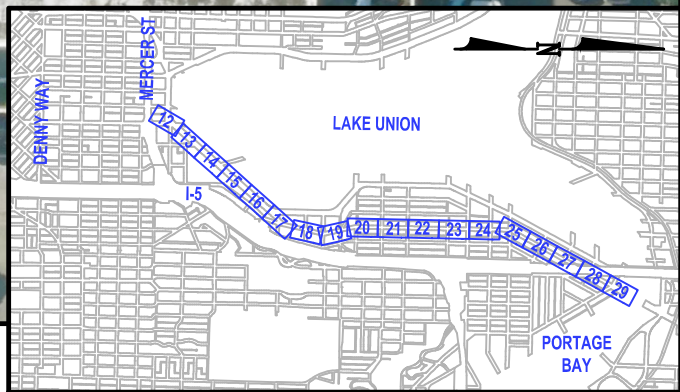


		3/1/2017
		SHEET 27 OF 55

Path: Z:\114401-114999\114505 (Roosevelt to Downtown HCT)\CADD\Design\RHCT-DT.dwg Plot date: Mar 01, 2017-10:17:59am CAD User: randerson.

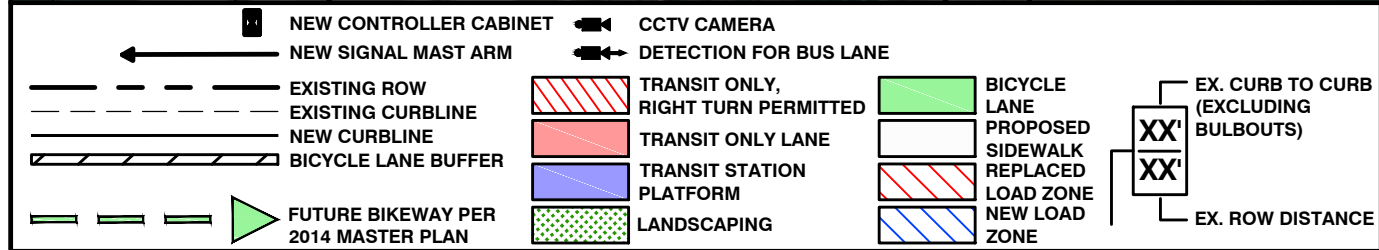
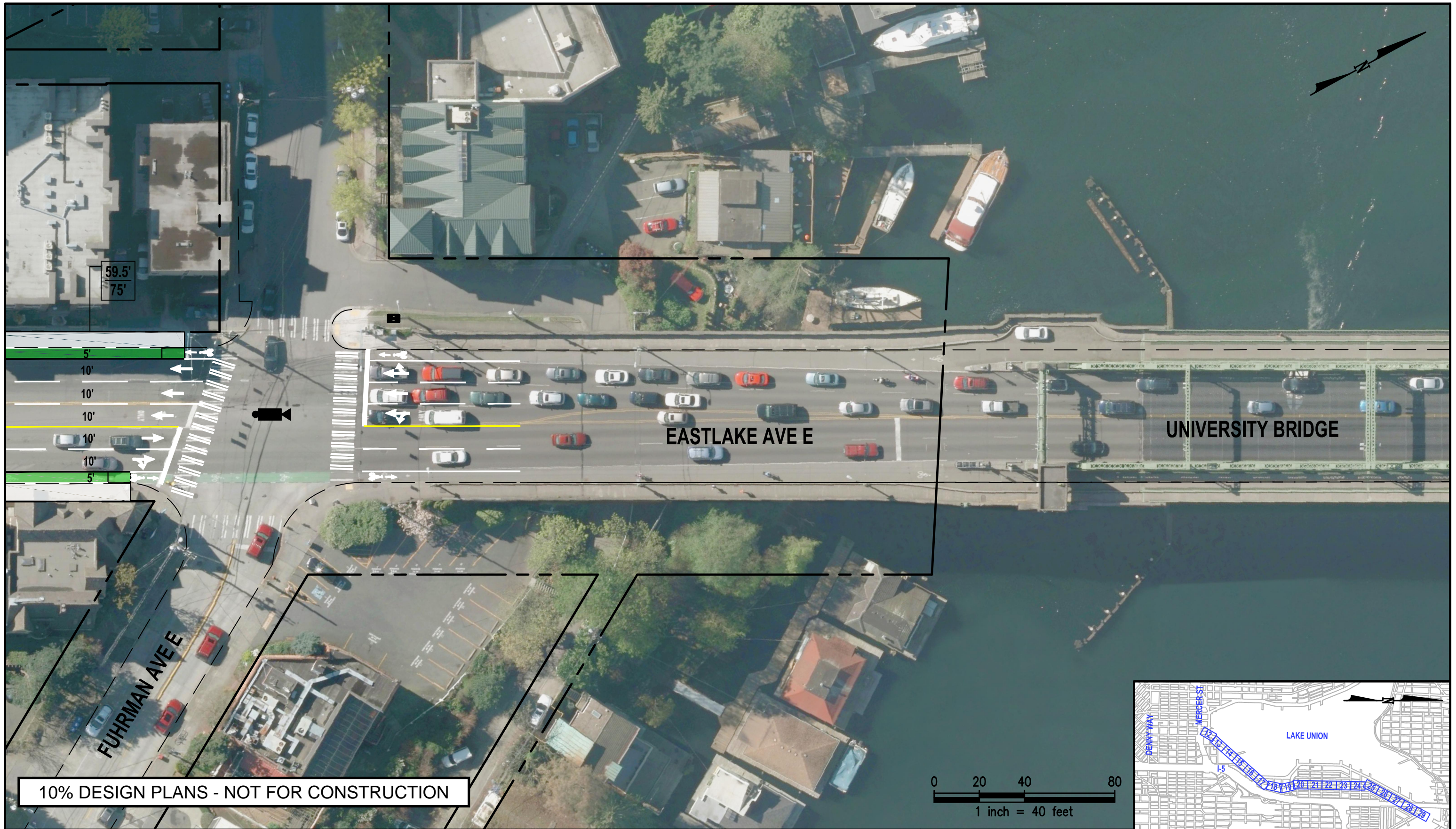


ROOSEVELT TO DOWNTOWN HIGH CAPACITY TRANSIT STUDY

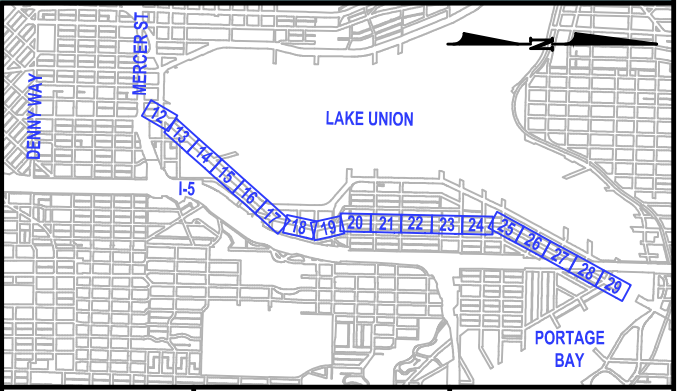


		3/1/2017
		SHEET 28 OF 55

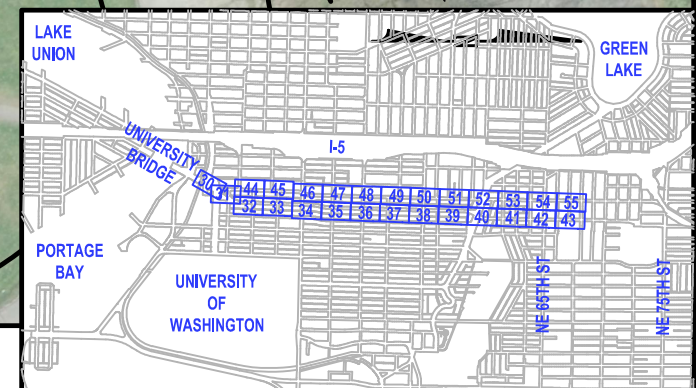
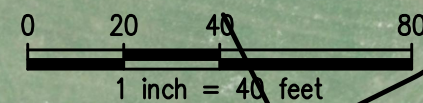
Path: C:\Temp\AcPublish_6400\RHCT-DT.dwg Plot date: Mar 01, 2017-08:22:54am CAD User: randerson.



ROOSEVELT TO DOWNTOWN HIGH CAPACITY TRANSIT STUDY



BURKE-GILMAN TRAIL



NEW CONTROLLER CABINET

NEW SIGNAL MAST ARM

EXISTING ROW

EXISTING CURBLINE

NEW CURBLINE

BICYCLE LANE BUFFER

FUTURE BIKEWAY PER 2014 MASTER PLAN

CCTV CAMERA

DETECTION FOR BUS LANE

TRANSIT ONLY, RIGHT TURN PERMITTED

TRANSIT ONLY LANE

TRANSIT STATION PLATFORM

LANDSCAPING

BICYCLE LANE

PROPOSED SIDEWALK

REPLACED LOAD ZONE

NEW LOAD ZONE

EX. CURB TO CURB (EXCLUDING BULBOUTS)

EX. ROW DISTANCE

ROOSEVELT TO DOWNTOWN HIGH CAPACITY TRANSIT STUDY



City of Seattle
Seattle Department
of Transportation



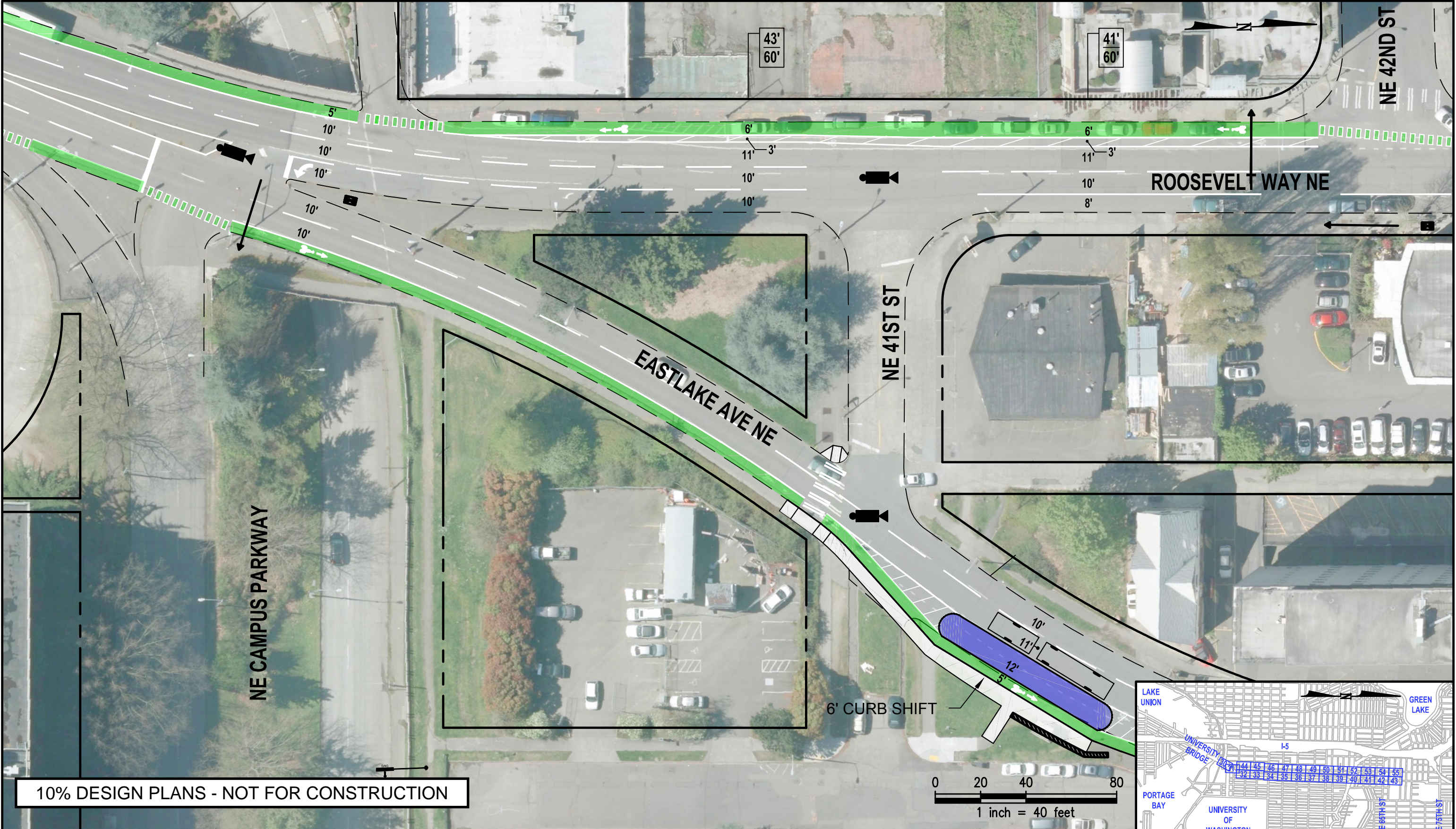
**CDM
Smith**

CDM Smith Inc.
5400 Glenwood Avenue, Suite 400
Raleigh, NC 27612 | Tel: (919) 325-3500
NC License No. F-1255

3/1/2017

SHEET
30 OF 55

Path: C:\Temp\AcPublish_6400\RHCT-DT.dwg Plot date: Mar 01, 2017-09:13:36am CAD User: nanderson.



10% DESIGN PLANS - NOT FOR CONSTRUCTION

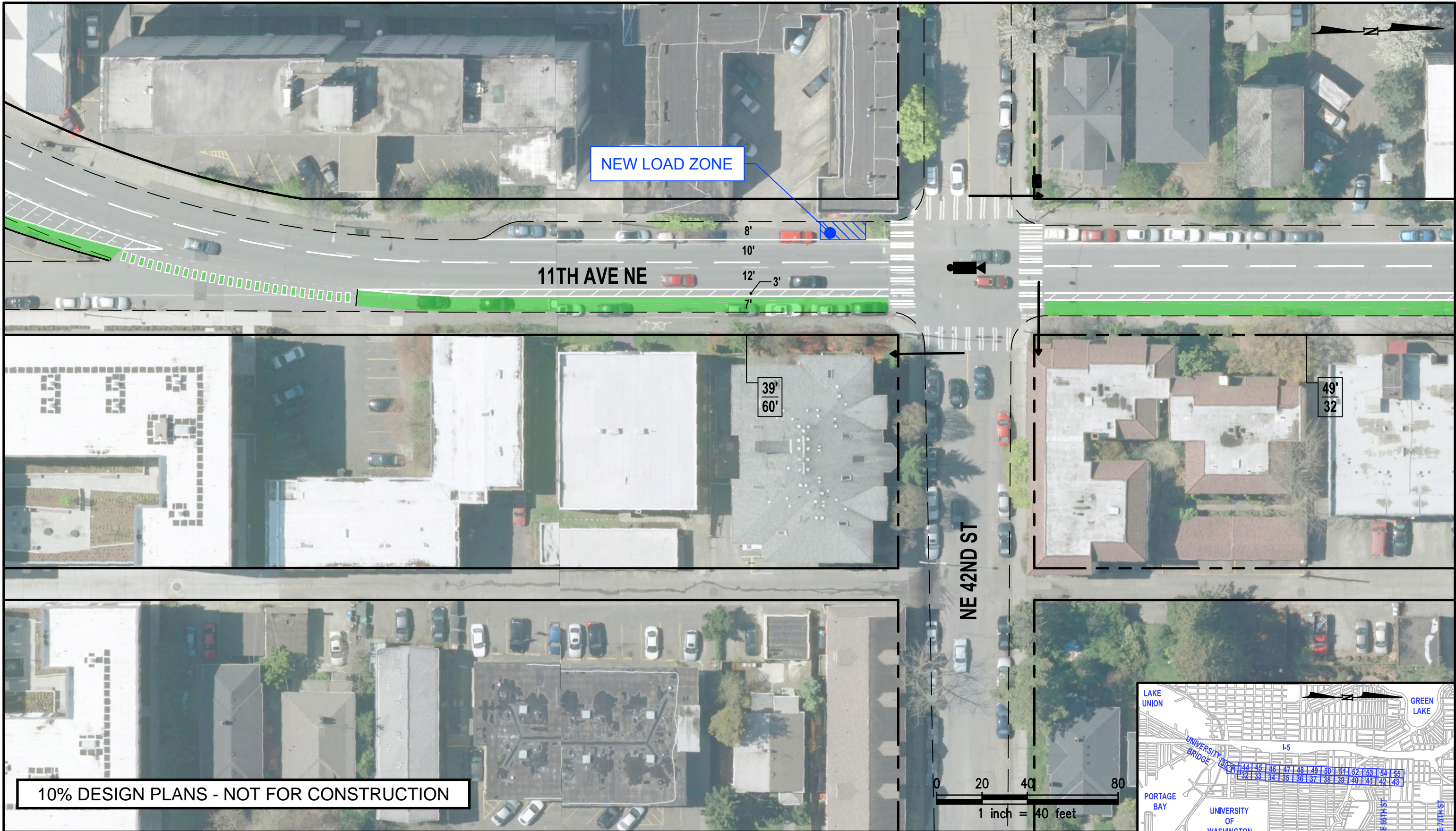
	NEW CONTROLLER CABINET		CCTV CAMERA
	NEW SIGNAL MAST ARM		DETECTION FOR BUS LANE
	EXISTING ROW		TRANSIT ONLY, RIGHT TURN PERMITTED
	EXISTING CURBLINE		TRANSIT ONLY LANE
	NEW CURBLINE		TRANSIT STATION PLATFORM
	BICYCLE LANE BUFFER		LANDSCAPING
	FUTURE BIKEWAY PER 2014 MASTER PLAN		BICYCLE LANE
			PROPOSED SIDEWALK REPLACED
			LOAD ZONE
			NEW LOAD ZONE
			EX. CURB TO CURB (EXCLUDING BULBOUTS)
			EX. ROW DISTANCE

ROOSEVELT TO DOWNTOWN HIGH CAPACITY TRANSIT STUDY

City of Seattle
Seattle Department of Transportation

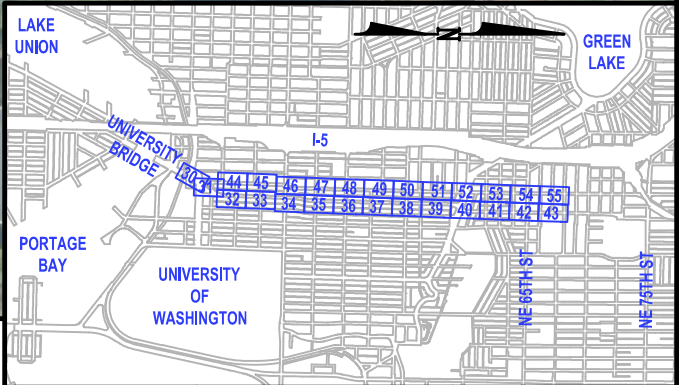
 CDM Smith <small>CDM Smith Inc. 5400 Glenwood Avenue, Suite 400 Raleigh, NC 27612 Tel: (919) 325-3500 NC License No. F-1255</small>	3/1/2017
	SHEET 31 OF 55

Path: C:\Temp\AcPublish_6400\RPCT-DT.dwg Plot date: Mar 01, 2017-09:14:38am CAD User: randerson.



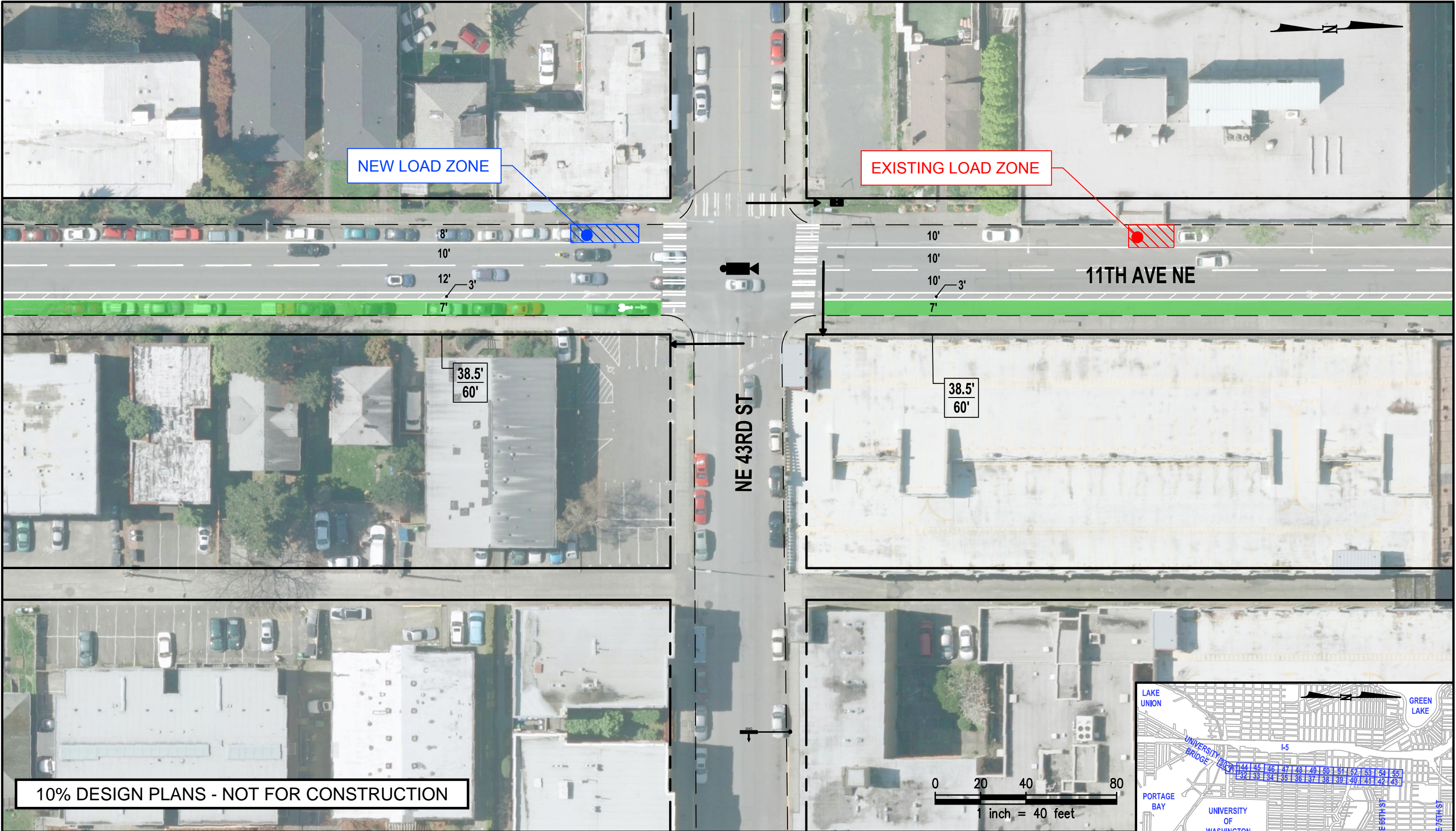
	NEW CONTROLLER CABINET		CCTV CAMERA
	NEW SIGNAL MAST ARM		DETECTION FOR BUS LANE
	EXISTING ROW		TRANSIT ONLY, RIGHT TURN PERMITTED
	EXISTING CURBLINE		TRANSIT ONLY LANE
	NEW CURBLINE		TRANSIT STATION PLATFORM
	BICYCLE LANE BUFFER		LANDSCAPING
	FUTURE BIKEWAY PER 2014 MASTER PLAN		BICYCLE LANE
			PROPOSED SIDEWALK REPLACED
			LOAD ZONE
			NEW LOAD ZONE
			EX. CURB TO CURB (EXCLUDING BULBOUTS)
			EX. ROW DISTANCE

ROOSEVELT TO DOWNTOWN HIGH CAPACITY TRANSIT STUDY



		3/1/2017
CDM Smith Inc. 5400 Glenwood Avenue, Suite 400 Raleigh, NC 27612 Tel: (919) 325-3500 NC License No. F-1255		SHEET 32 OF 55

Path: C:\Temp\AcPublish_6400\RHCT-DT.dwg Plot date: Mar 01, 2017-09:15:40am CAD User: randerson.



	NEW CONTROLLER CABINET		CCTV CAMERA
	NEW SIGNAL MAST ARM		DETECTION FOR BUS LANE
	EXISTING ROW		TRANSIT ONLY, RIGHT TURN PERMITTED
	EXISTING CURBLINE		TRANSIT ONLY LANE
	NEW CURBLINE		TRANSIT STATION PLATFORM
	BICYCLE LANE BUFFER		LANDSCAPING
	FUTURE BIKEWAY PER 2014 MASTER PLAN		BICYCLE LANE
			PROPOSED SIDEWALK REPLACED
			LOAD ZONE
			NEW LOAD ZONE
			EX. CURB TO CURB (EXCLUDING BULBOUTS)
			EX. ROW DISTANCE

ROOSEVELT TO DOWNTOWN HIGH CAPACITY TRANSIT STUDY

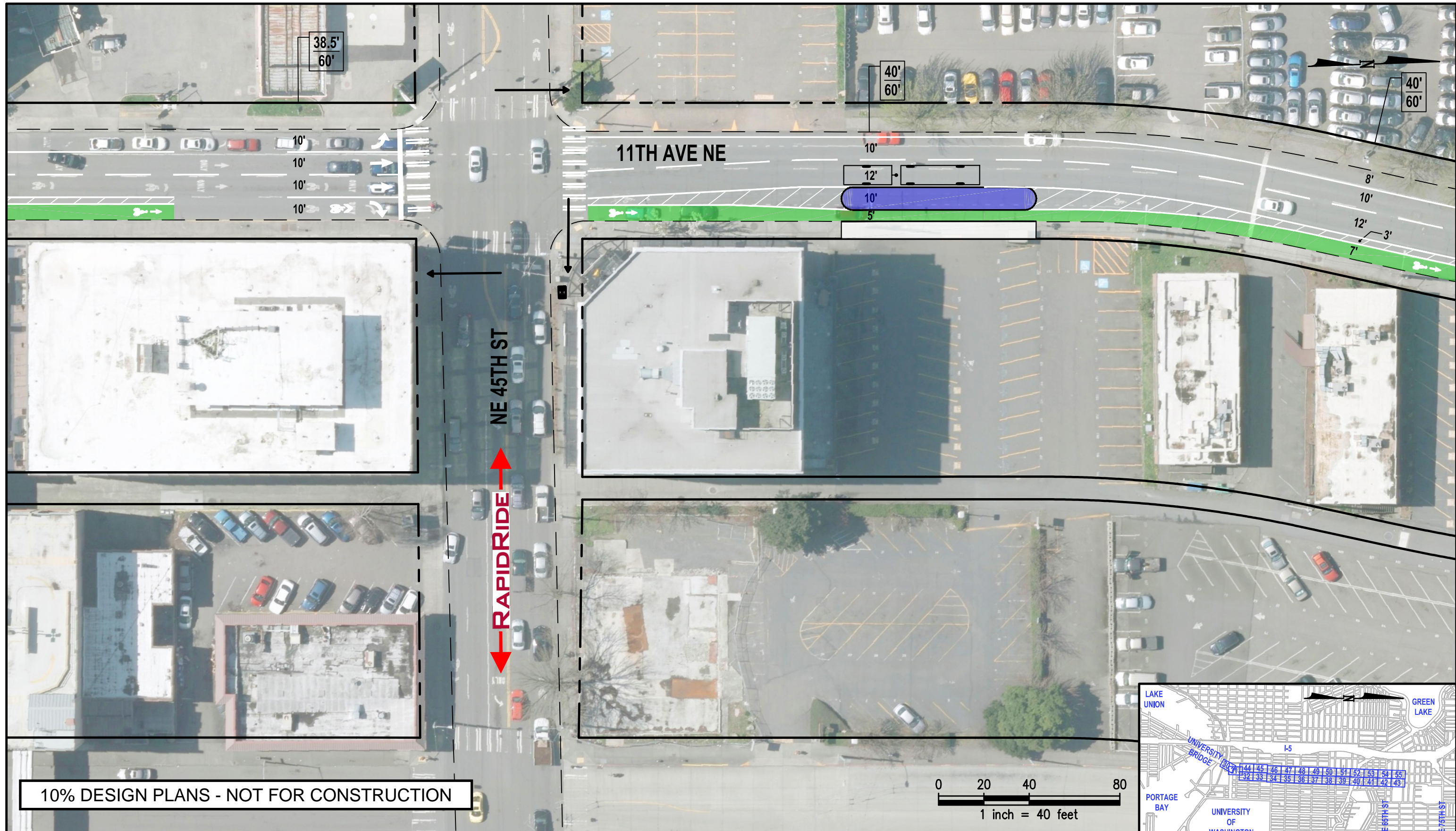
City of Seattle
**Seattle Department
of Transportation**

CDM Smith Inc.
5400 Glenwood Avenue, Suite 400
Raleigh, NC 27612 | Tel: (919) 325-3500
NC License No. F-1255

3/1/2017

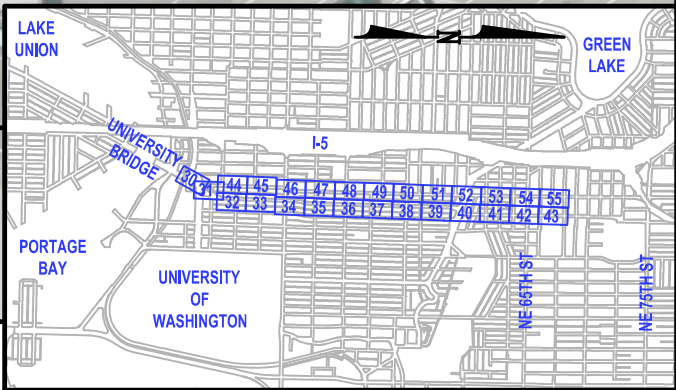
SHEET
33 OF 55

Path: C:\Temp\AcPublish_6400\RHCT-DT.dwg Plot date: Mar 01, 2017-09:16:44am CAD User: nanderson.



	NEW CONTROLLER CABINET		CCTV CAMERA
	NEW SIGNAL MAST ARM		DETECTION FOR BUS LANE
	EXISTING ROW		TRANSIT ONLY, RIGHT TURN PERMITTED
	EXISTING CURBLINE		TRANSIT ONLY LANE
	NEW CURBLINE		TRANSIT STATION PLATFORM
	BICYCLE LANE BUFFER		LANDSCAPING
	FUTURE BIKEWAY PER 2014 MASTER PLAN		BICYCLE LANE
			PROPOSED SIDEWALK REPLACED
			LOAD ZONE
			NEW LOAD ZONE
			EX. CURB TO CURB (EXCLUDING BULBOUTS)
			EX. ROW DISTANCE

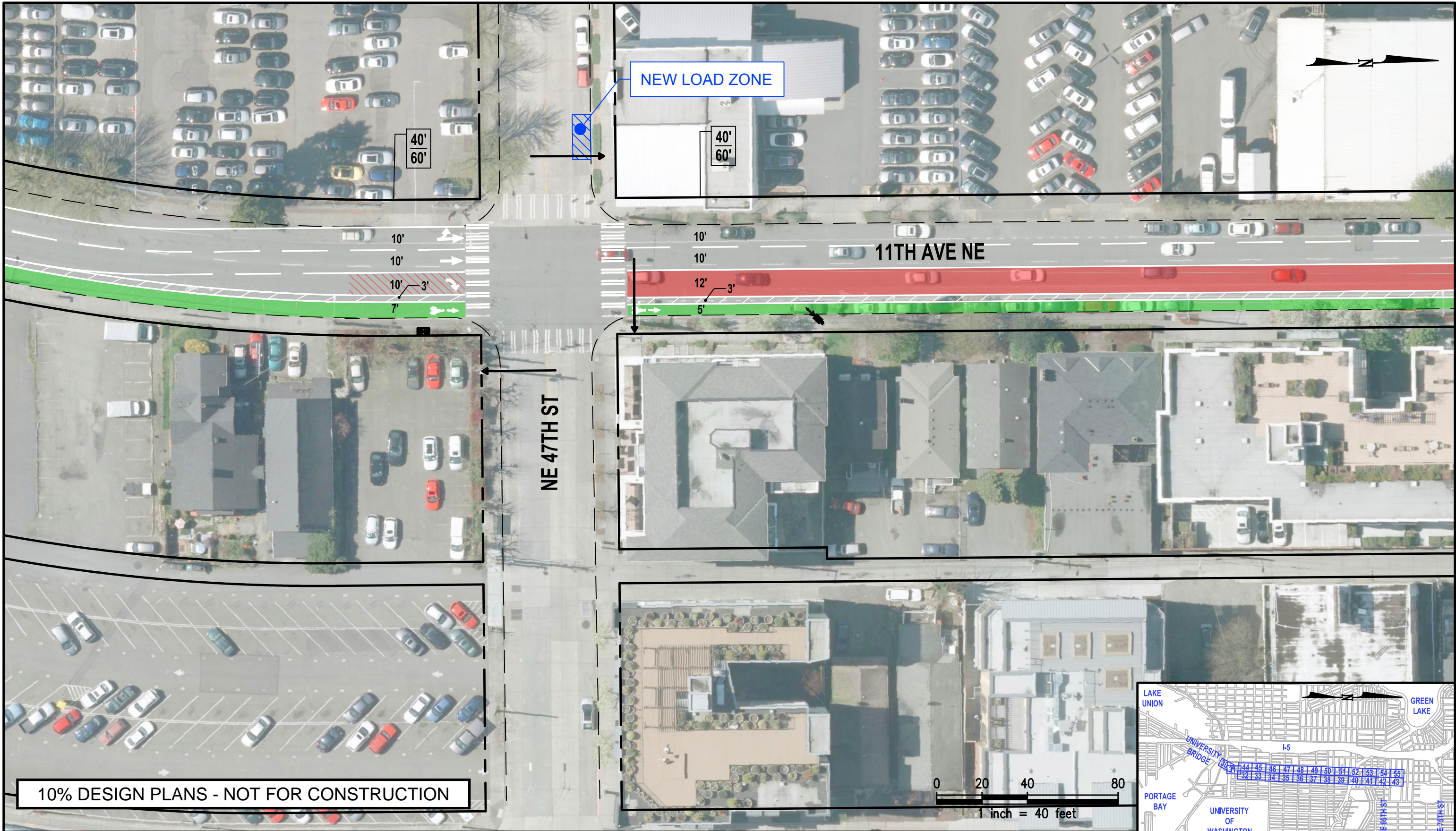
ROOSEVELT TO DOWNTOWN HIGH CAPACITY TRANSIT STUDY



3/1/2017

SHEET
34 OF 55

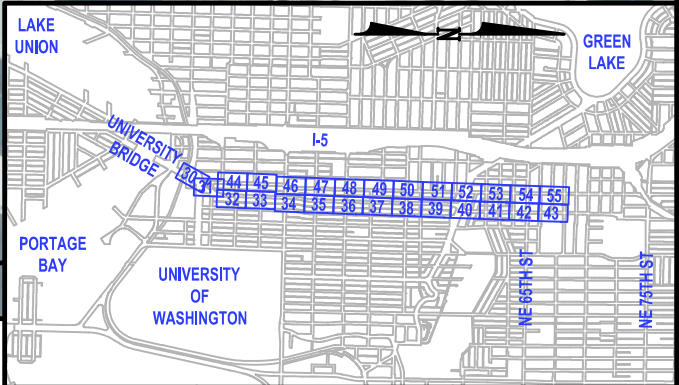
Path: C:\Temp\AcPublish_6400\RHCT-DT.dwg Plot date: Mar 01, 2017-09:17:49am CAD User: nanderson.



	NEW CONTROLLER CABINET		CCTV CAMERA
	NEW SIGNAL MAST ARM		DETECTION FOR BUS LANE
	EXISTING ROW		TRANSIT ONLY, RIGHT TURN PERMITTED
	EXISTING CURBLINE		TRANSIT ONLY LANE
	NEW CURBLINE		TRANSIT STATION PLATFORM
	BICYCLE LANE BUFFER		LANDSCAPING
	FUTURE BIKEWAY PER 2014 MASTER PLAN		BICYCLE LANE
			PROPOSED SIDEWALK REPLACED
			LOAD ZONE
			NEW LOAD ZONE
			EX. CURB TO CURB (EXCLUDING BULBOUTS)
			EX. ROW DISTANCE

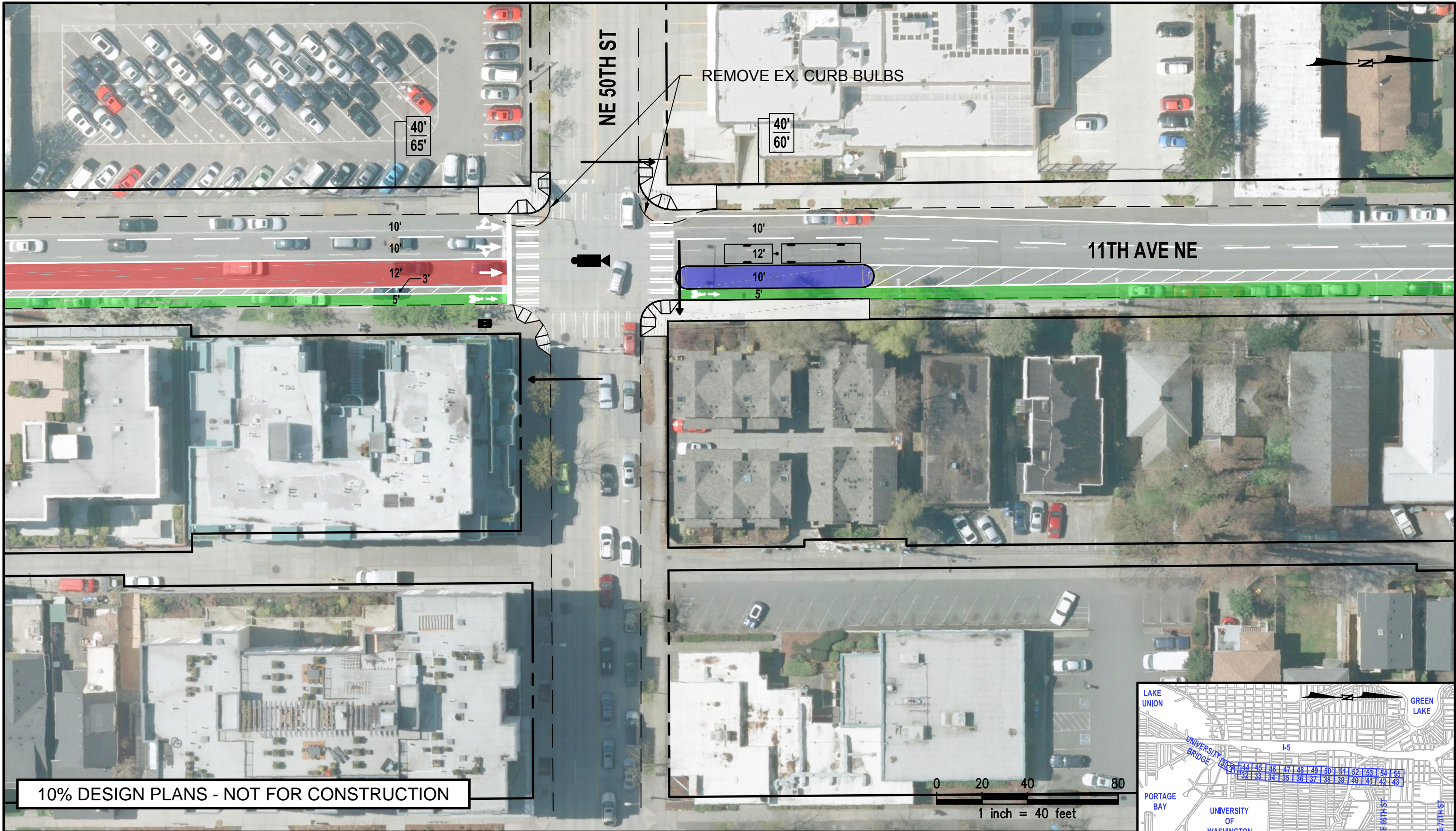
ROOSEVELT TO DOWNTOWN HIGH CAPACITY TRANSIT STUDY

City of Seattle
**Seattle Department
of Transportation**



		3/1/2017
CDM Smith Inc. 5400 Glenwood Avenue, Suite 400 Raleigh, NC 27612 Tel: (919) 325-3500 NC License No. F-1255		SHEET 35 OF 55

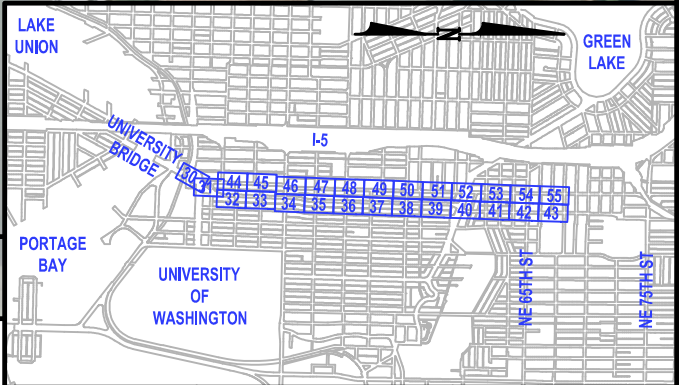
Path: C:\Temp\AcPublish_6400\RHCT-DT.dwg Plot date: Mar 01, 2017-09:18:57am CAD User: randerson.



	NEW CONTROLLER CABINET		CCTV CAMERA
	NEW SIGNAL MAST ARM		DETECTION FOR BUS LANE
	EXISTING ROW		TRANSIT ONLY, RIGHT TURN PERMITTED
	EXISTING CURBLINE		TRANSIT ONLY LANE
	NEW CURBLINE		TRANSIT STATION PLATFORM
	BICYCLE LANE BUFFER		LANDSCAPING
	FUTURE BIKEWAY PER 2014 MASTER PLAN		BICYCLE LANE
			PROPOSED SIDEWALK REPLACED
			LOAD ZONE
			NEW LOAD ZONE
			EX. CURB TO CURB (EXCLUDING BULBOUTS)
			EX. ROW DISTANCE

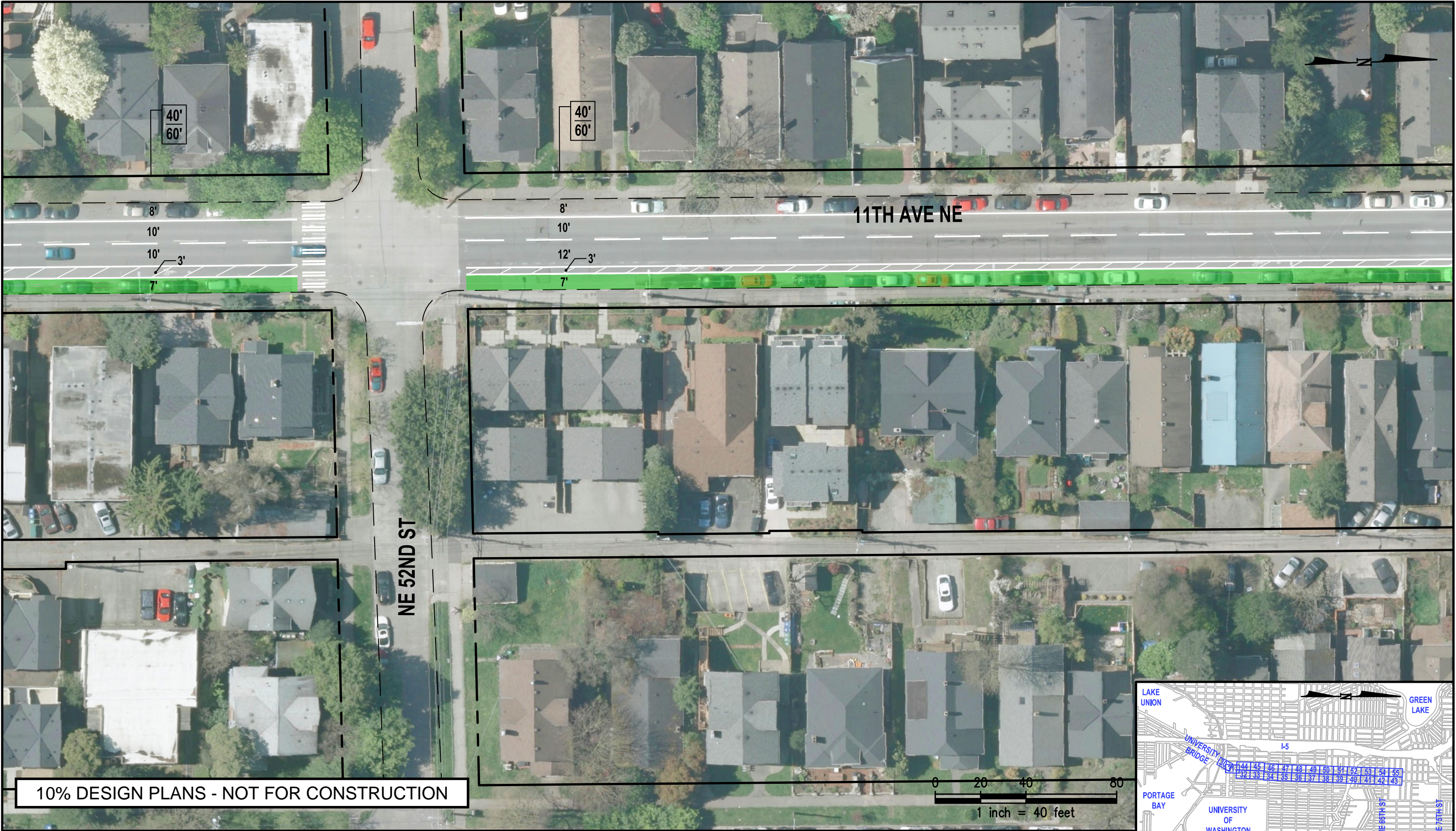
ROOSEVELT TO DOWNTOWN HIGH CAPACITY TRANSIT STUDY

City of Seattle
**Seattle Department
of Transportation**



		3/1/2017
		SHEET 36 OF 55

Path: C:\Temp\AcPublish_6400\RHCT-DT.dwg Plot date: Mar 01, 2017-09:20:06am CAD User: randerson.



	NEW CONTROLLER CABINET		CCTV CAMERA
	NEW SIGNAL MAST ARM		DETECTION FOR BUS LANE
	EXISTING ROW		TRANSIT ONLY, RIGHT TURN PERMITTED
	EXISTING CURBLINE		TRANSIT ONLY LANE
	NEW CURBLINE		TRANSIT STATION PLATFORM
	BICYCLE LANE BUFFER		LANDSCAPING
	FUTURE BIKEWAY PER 2014 MASTER PLAN		BICYCLE LANE
			PROPOSED SIDEWALK REPLACED
			LOAD ZONE
			NEW LOAD ZONE
			EX. CURB TO CURB (EXCLUDING BULBOUTS)
			EX. ROW DISTANCE

ROOSEVELT TO DOWNTOWN HIGH CAPACITY TRANSIT STUDY

City of Seattle

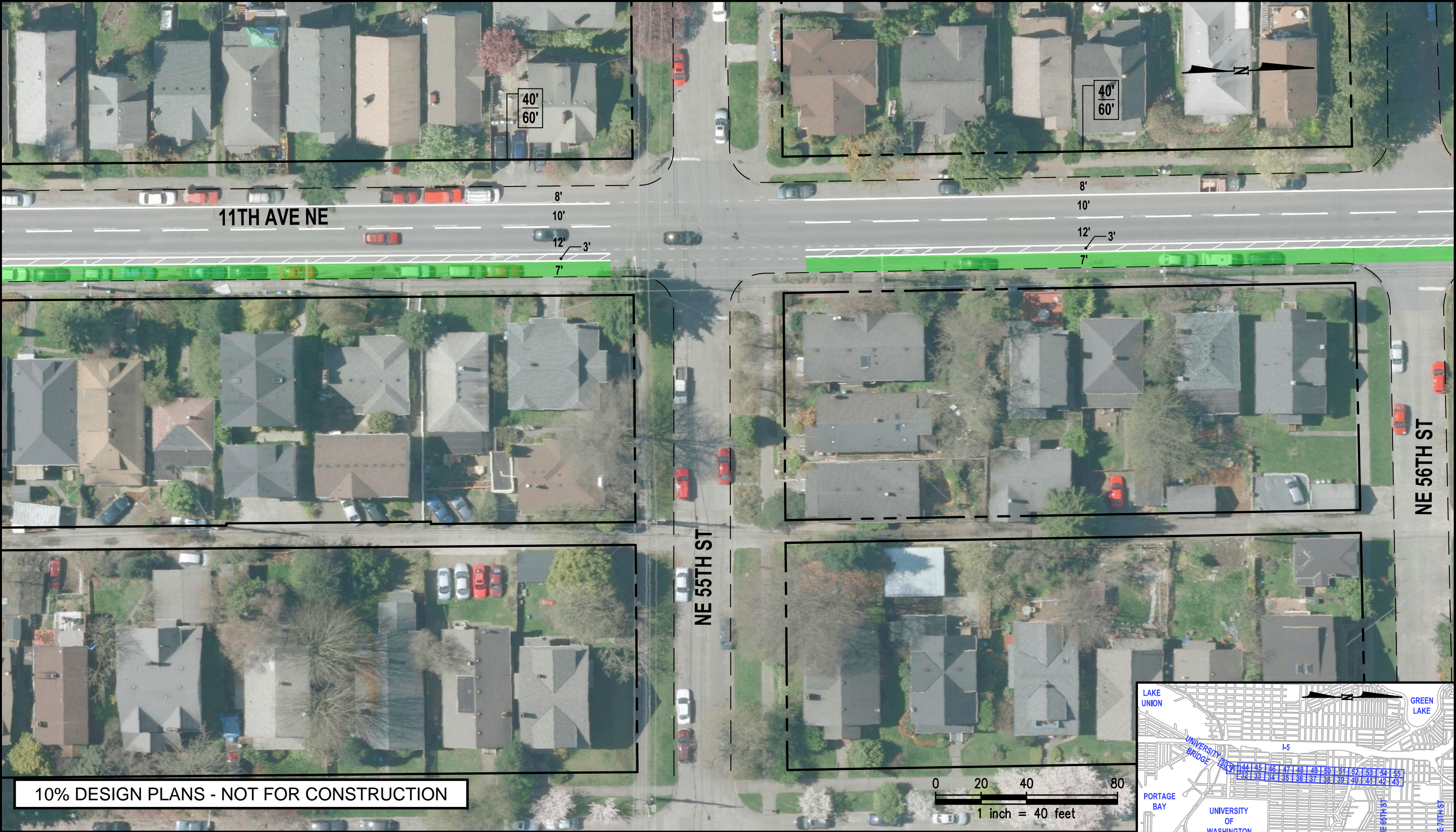
Seattle Department
of Transportation

CDM Smith Inc.
5400 Glenwood Avenue, Suite 400
Raleigh, NC 27612 | Tel: (919) 325-3500
NC License No. F-1255

3/1/2017

SHEET
37 OF 55

Path: C:\Temp\AcPublish_6400\RHCT-DT.dwg Plot date: Mar 01, 2017-09:21:13am CAD User: nanderson.



10% DESIGN PLANS - NOT FOR CONSTRUCTION

	NEW CONTROLLER CABINET		CCTV CAMERA
	NEW SIGNAL MAST ARM		DETECTION FOR BUS LANE
	EXISTING ROW		TRANSIT ONLY, RIGHT TURN PERMITTED
	EXISTING CURBLINE		TRANSIT ONLY LANE
	NEW CURBLINE		TRANSIT STATION PLATFORM
	BICYCLE LANE BUFFER		LANDSCAPING
	FUTURE BIKEWAY PER 2014 MASTER PLAN		BICYCLE LANE
			PROPOSED SIDEWALK REPLACED
			LOAD ZONE
			NEW LOAD ZONE
			EX. CURB TO CURB (EXCLUDING BULBOUTS)
			EX. ROW DISTANCE

ROOSEVELT TO DOWNTOWN HIGH CAPACITY TRANSIT STUDY

City of Seattle

Seattle Department
of Transportation

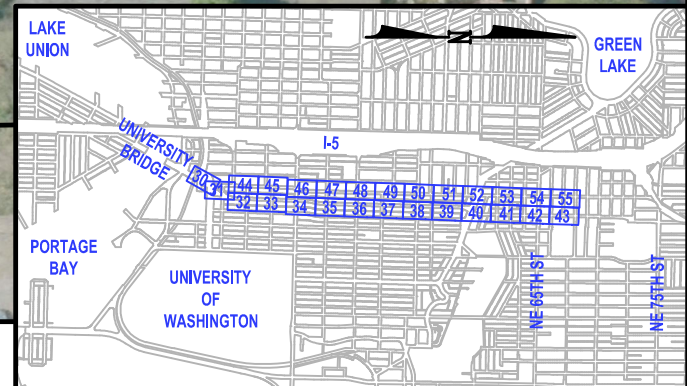
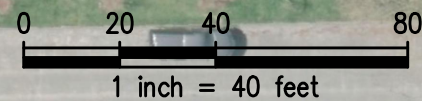
		3/1/2017
		SHEET 38 OF 55

Path: C:\Temp\AcPublish_6400\RHCT-DT.dwg Plot date: Mar 01, 2017-09:22:20am CAD User: randerson.



10% DESIGN PLANS - NOT FOR CONSTRUCTION

12TH AVE NE



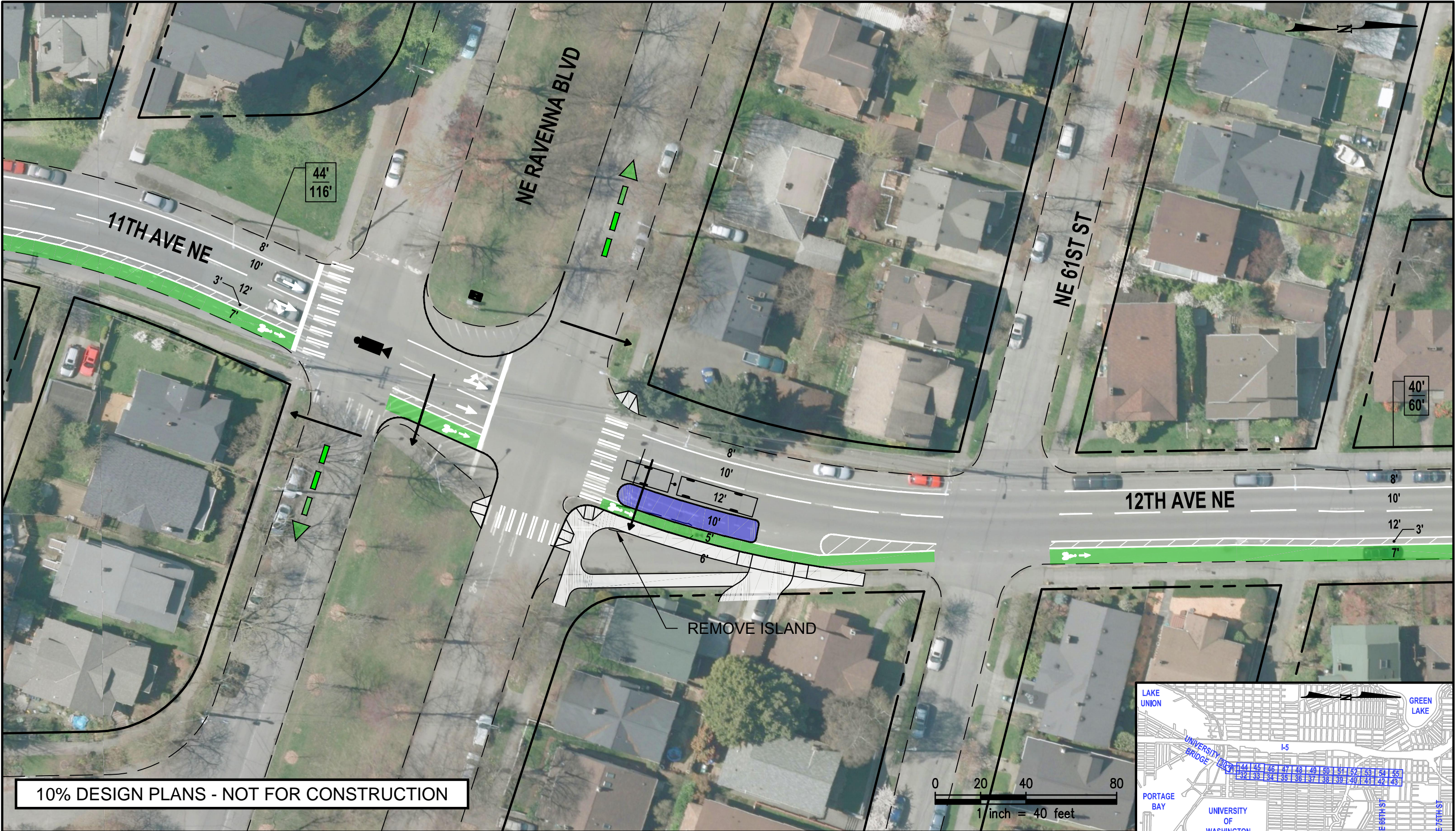
	NEW CONTROLLER CABINET		CCTV CAMERA
	NEW SIGNAL MAST ARM		DETECTION FOR BUS LANE
	EXISTING ROW		TRANSIT ONLY, RIGHT TURN PERMITTED
	EXISTING CURBLINE		TRANSIT ONLY LANE
	NEW CURBLINE		TRANSIT STATION PLATFORM
	BICYCLE LANE BUFFER		LANDSCAPING
	FUTURE BIKEWAY PER 2014 MASTER PLAN		BICYCLE LANE
			PROPOSED SIDEWALK REPLACED
			LOAD ZONE
			NEW LOAD ZONE
			EX. CURB TO CURB (EXCLUDING BULBOUTS)
			EX. ROW DISTANCE

ROOSEVELT TO DOWNTOWN HIGH CAPACITY TRANSIT STUDY

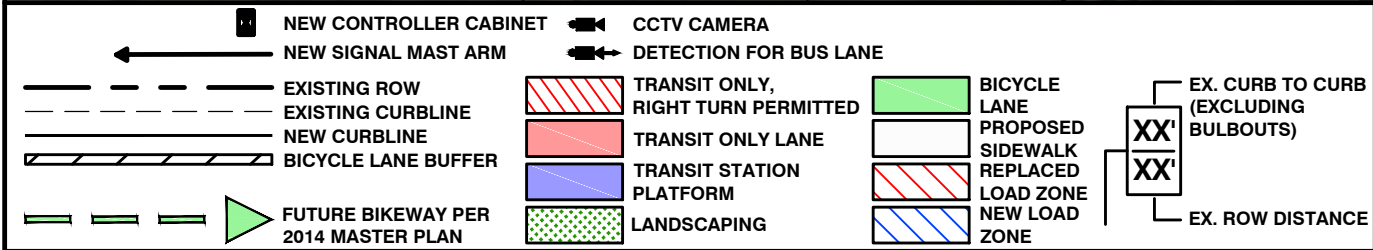
City of Seattle
**Seattle Department
of Transportation**

 kpff	 CDM Smith <small>CDM Smith Inc. 5400 Glenwood Avenue, Suite 400 Raleigh, NC 27612 Tel: (919) 325-3500 NC License No. F-1255</small>	3/1/2017
		SHEET 39 OF 55

Path: C:\Temp\AcPublish_6400\RHCT-DT.dwg Plot date: Mar 01, 2017-09:23:22am CAD User: randerson.

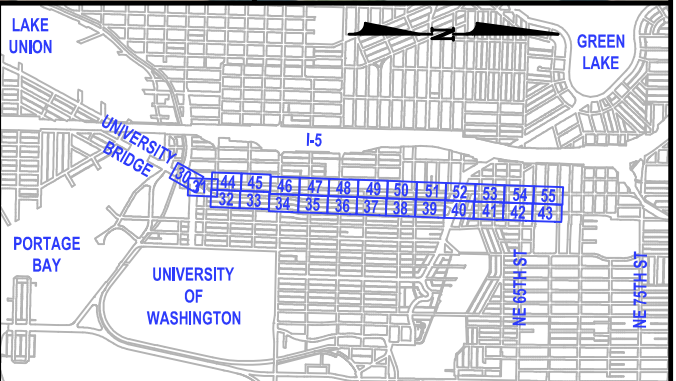


10% DESIGN PLANS - NOT FOR CONSTRUCTION



ROOSEVELT TO DOWNTOWN HIGH CAPACITY TRANSIT STUDY

City of Seattle
**Seattle Department
of Transportation**



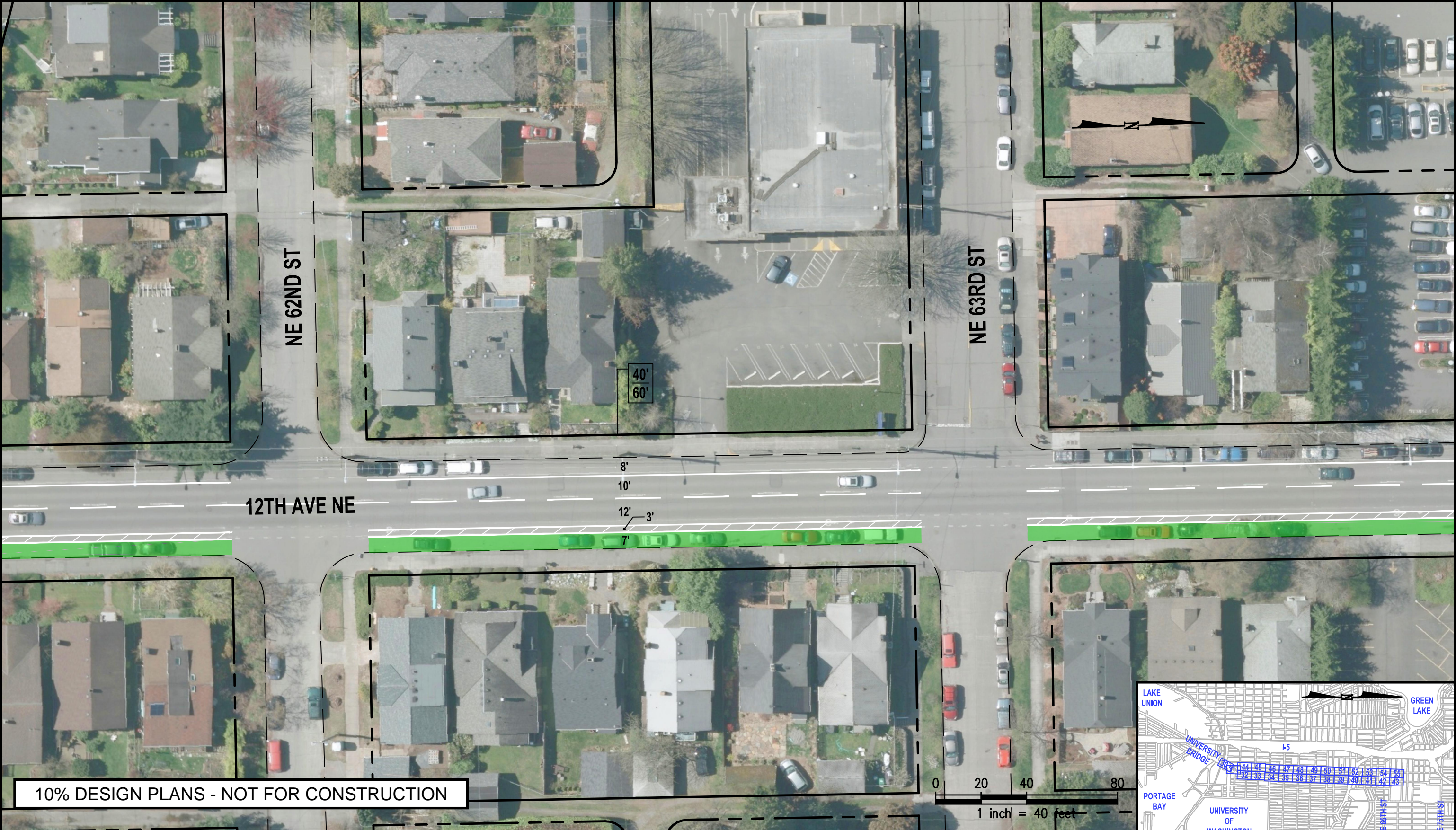
kpff

**CDM
Smith**
CDM Smith Inc.
5400 Glenwood Avenue, Suite 400
Raleigh, NC 27612 | Tel: (919) 325-3500
NC License No. F-1255

3/1/2017

SHEET
40 OF 55

Path: C:\Temp\AcPublish_6400\RHCT-DT.dwg Plot date: Mar 01, 2017-09:27:34am CAD User: randerson.

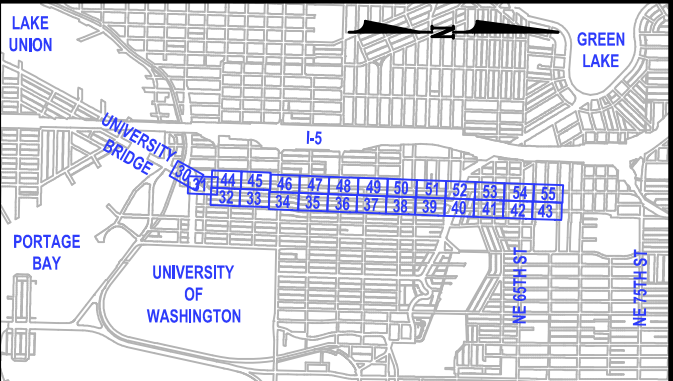


10% DESIGN PLANS - NOT FOR CONSTRUCTION

	NEW CONTROLLER CABINET		CCTV CAMERA
	NEW SIGNAL MAST ARM		DETECTION FOR BUS LANE
	EXISTING ROW		TRANSIT ONLY, RIGHT TURN PERMITTED
	EXISTING CURBLINE		TRANSIT ONLY LANE
	NEW CURBLINE		TRANSIT STATION PLATFORM
	BICYCLE LANE BUFFER		LANDSCAPING
	FUTURE BIKEWAY PER 2014 MASTER PLAN		BICYCLE LANE
			PROPOSED SIDEWALK REPLACED
			LOAD ZONE
			NEW LOAD ZONE
			EX. CURB TO CURB (EXCLUDING BULBOUTS)
			EX. ROW DISTANCE

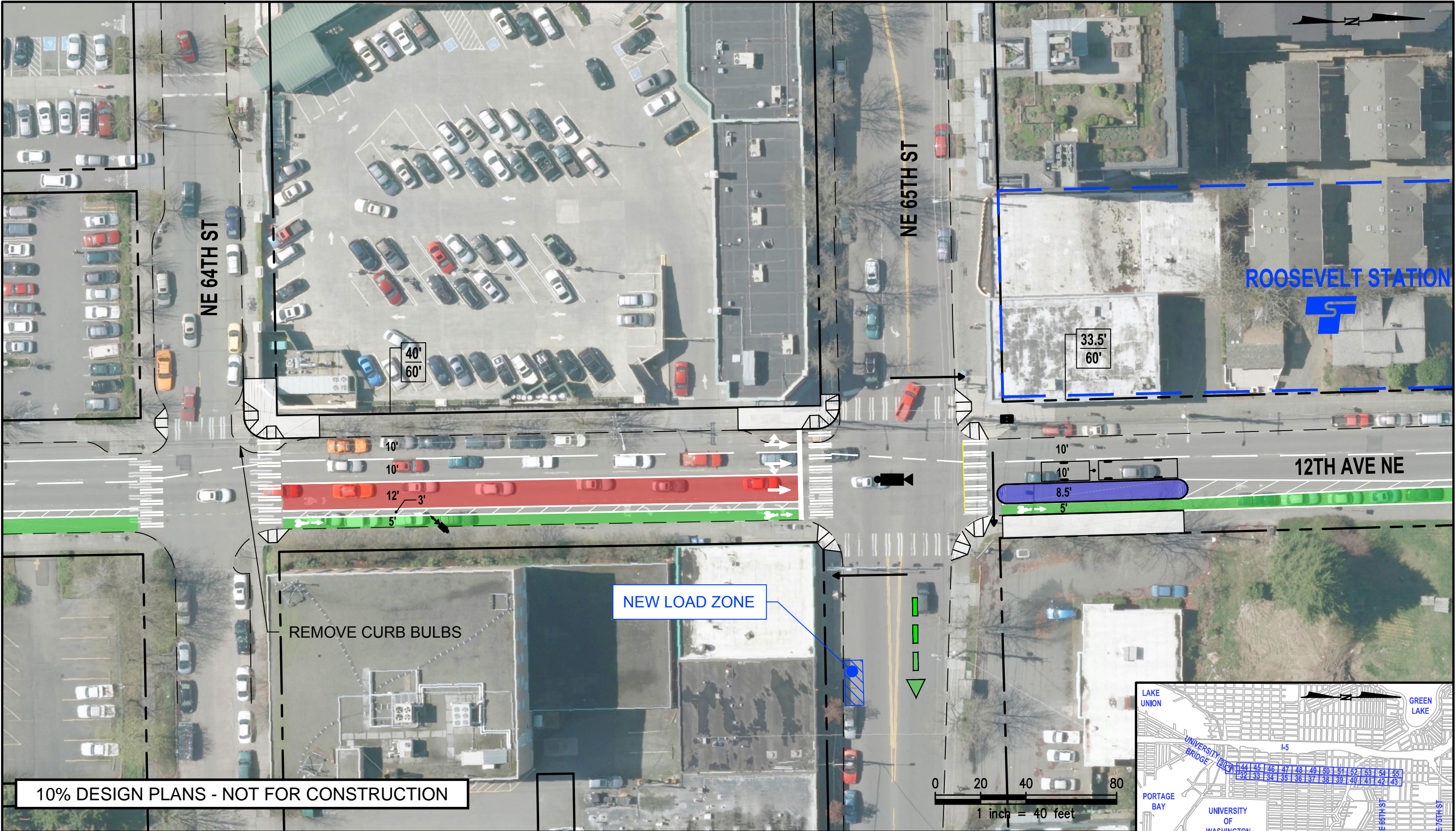
ROOSEVELT TO DOWNTOWN
HIGH CAPACITY TRANSIT STUDY

City of Seattle
Seattle Department of Transportation



		3/1/2017
		SHEET 41 OF 55

Path: Z:\114401-114999\114505 (Roosevelt to Downtown HCT)\CADD\Design\RHCT-DT.dwg Plot date: Mar 01, 2017-10:31:27am CAD User: randerson.



10% DESIGN PLANS - NOT FOR CONSTRUCTION

NEW LOAD ZONE

REMOVE CURB BULBS

NE 65TH ST

NE 64TH ST

ROOSEVELT STATION

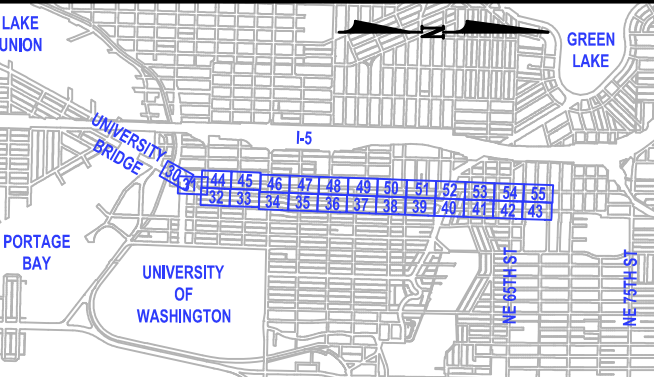
12TH AVE NE

0 20 40 80
1 inch = 40 feet

	NEW CONTROLLER CABINET		CCTV CAMERA
	NEW SIGNAL MAST ARM		DETECTION FOR BUS LANE
	EXISTING ROW		TRANSIT ONLY, RIGHT TURN PERMITTED
	EXISTING CURBLINE		TRANSIT ONLY LANE
	NEW CURBLINE		TRANSIT STATION PLATFORM
	BICYCLE LANE BUFFER		LANDSCAPING
	FUTURE BIKEWAY PER 2014 MASTER PLAN		BICYCLE LANE
			PROPOSED SIDEWALK REPLACED LOAD ZONE
			NEW LOAD ZONE
			EX. CURB TO CURB (EXCLUDING BULBOUTS)
			EX. ROW DISTANCE

ROOSEVELT TO DOWNTOWN HIGH CAPACITY TRANSIT STUDY

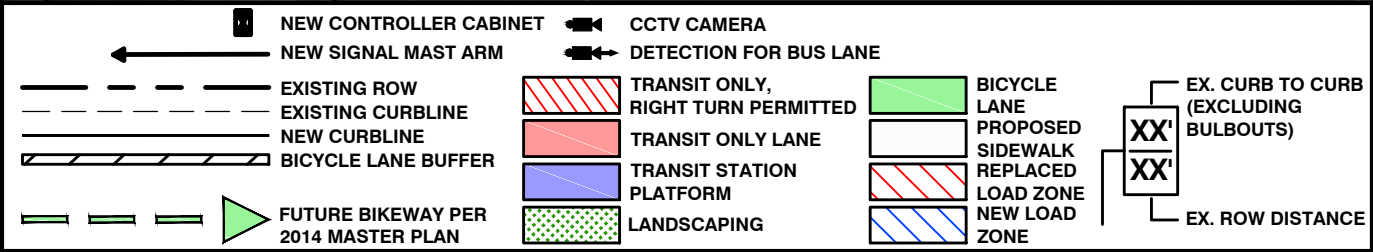
City of Seattle
**Seattle Department
of Transportation**



Path: C:\Temp\AcPublish_6400\RHCT-DT.dwg Plot date: Mar 01, 2017-09:29:50am CAD User: randerson.

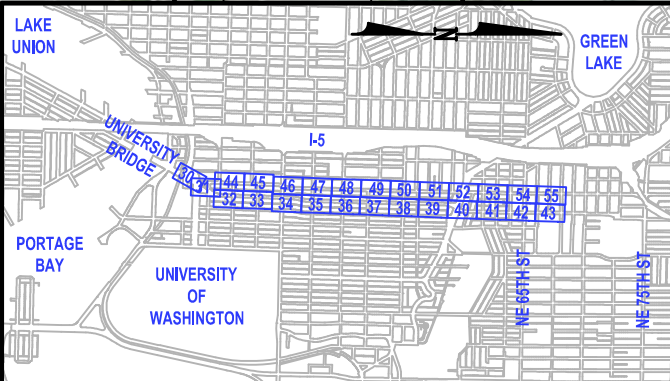


10% DESIGN PLANS - NOT FOR CONSTRUCTION



**ROOSEVELT TO DOWNTOWN
HIGH CAPACITY TRANSIT STUDY**

City of Seattle
**Seattle Department
of Transportation**



kpff

**CDM
Smith**
CDM Smith Inc.
5400 Glenwood Avenue, Suite 400
Raleigh, NC 27612 | Tel: (919) 325-3500
NC License No. F-1255

3/1/2017

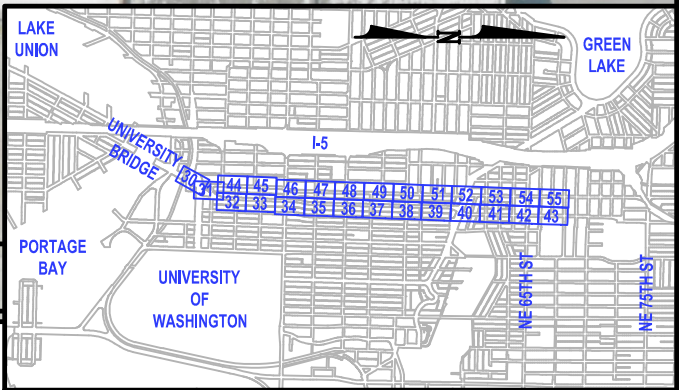
**SHEET
43 OF 55**

Path: C:\Temp\AcPublish_6400\RHCT-DT.dwg Plot date: Mar 01, 2017-09:30:59am CAD User: randerson.



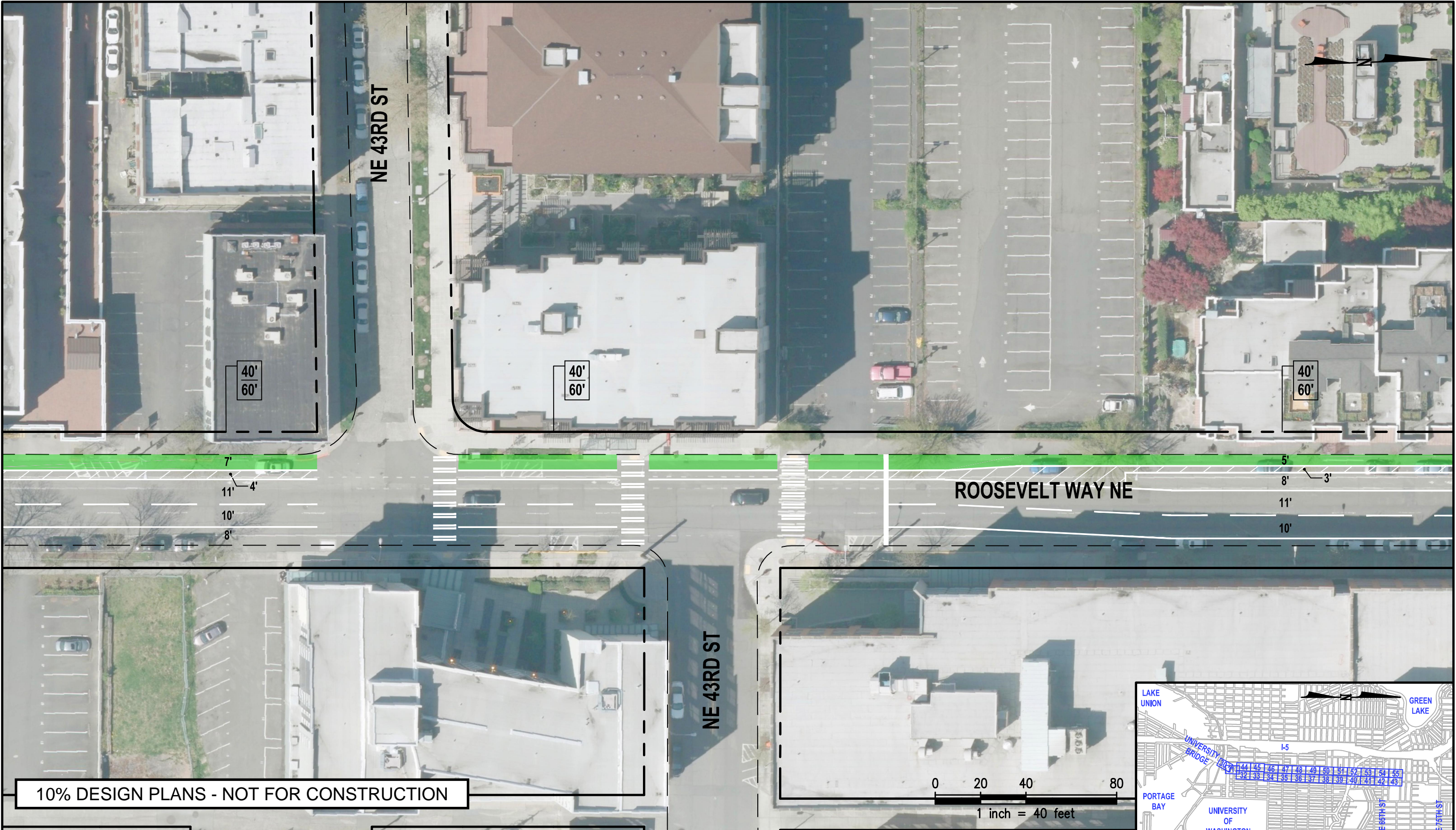
	NEW CONTROLLER CABINET		CCTV CAMERA
	NEW SIGNAL MAST ARM		DETECTION FOR BUS LANE
	EXISTING ROW		TRANSIT ONLY, RIGHT TURN PERMITTED
	EXISTING CURBLINE		TRANSIT ONLY LANE
	NEW CURBLINE		TRANSIT STATION PLATFORM
	BICYCLE LANE BUFFER		LANDSCAPING
	FUTURE BIKEWAY PER 2014 MASTER PLAN		BICYCLE LANE
			PROPOSED SIDEWALK REPLACED
			LOAD ZONE
			NEW LOAD ZONE
			EX. CURB TO CURB (EXCLUDING BULBOUTS)
			EX. ROW DISTANCE

ROOSEVELT TO DOWNTOWN HIGH CAPACITY TRANSIT STUDY



		3/1/2017
		SHEET 44 OF 55

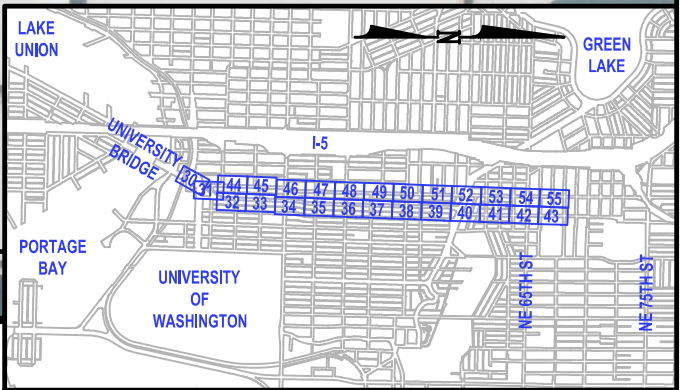
Path: C:\Temp\AcPublish_6400\RHCT-DT.dwg Plot date: Mar 01, 2017-09:32:10am CAD User: nanderson.



	NEW CONTROLLER CABINET		CCTV CAMERA
	NEW SIGNAL MAST ARM		DETECTION FOR BUS LANE
	EXISTING ROW		TRANSIT ONLY, RIGHT TURN PERMITTED
	EXISTING CURBLINE		TRANSIT ONLY LANE
	NEW CURBLINE		TRANSIT STATION PLATFORM
	BICYCLE LANE BUFFER		LANDSCAPING
	FUTURE BIKEWAY PER 2014 MASTER PLAN		BICYCLE LANE
			PROPOSED SIDEWALK REPLACED
			LOAD ZONE
			NEW LOAD ZONE
			EX. CURB TO CURB (EXCLUDING BULBOUTS)
			EX. ROW DISTANCE

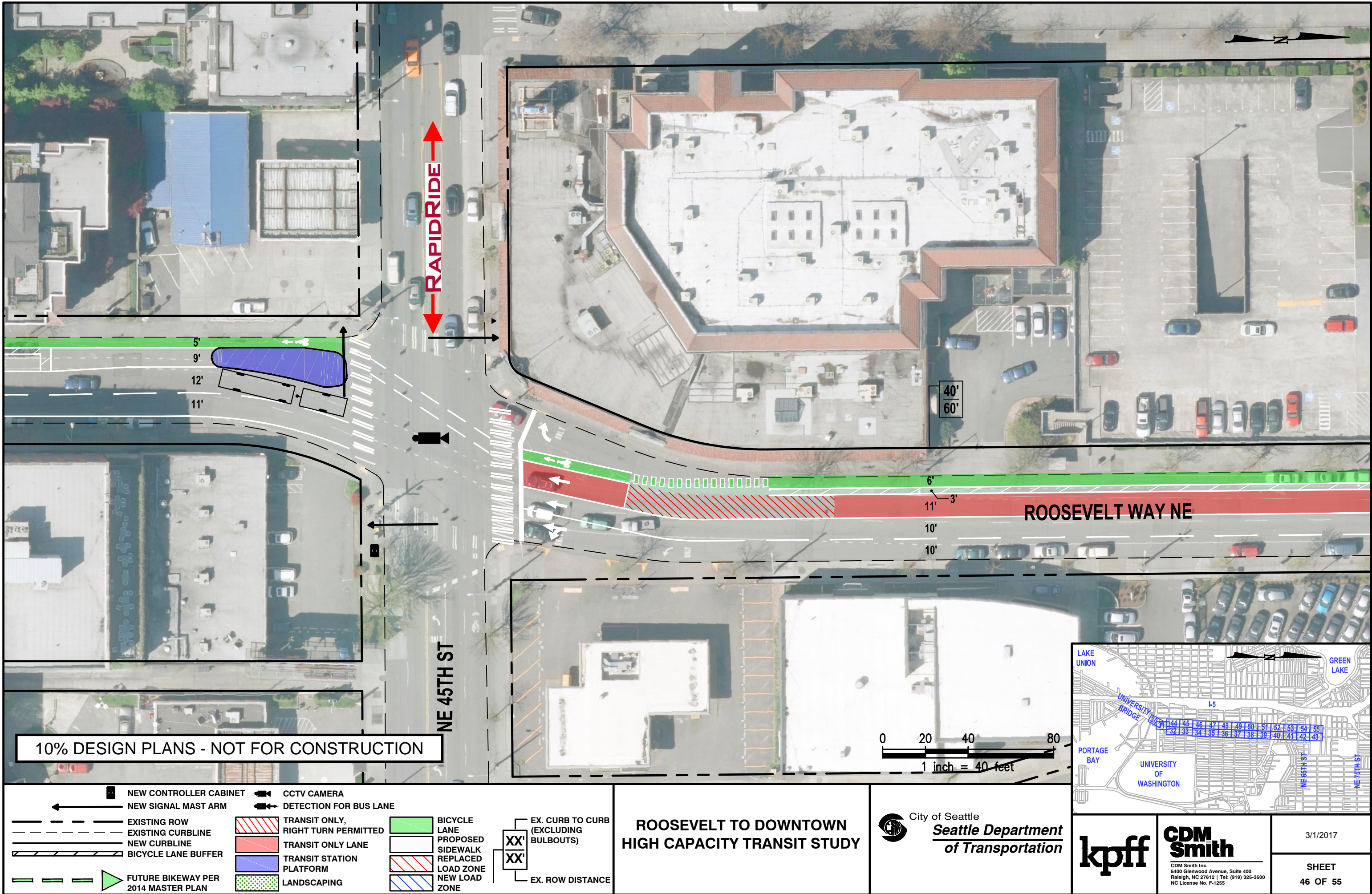
ROOSEVELT TO DOWNTOWN HIGH CAPACITY TRANSIT STUDY

City of Seattle
**Seattle Department
of Transportation**

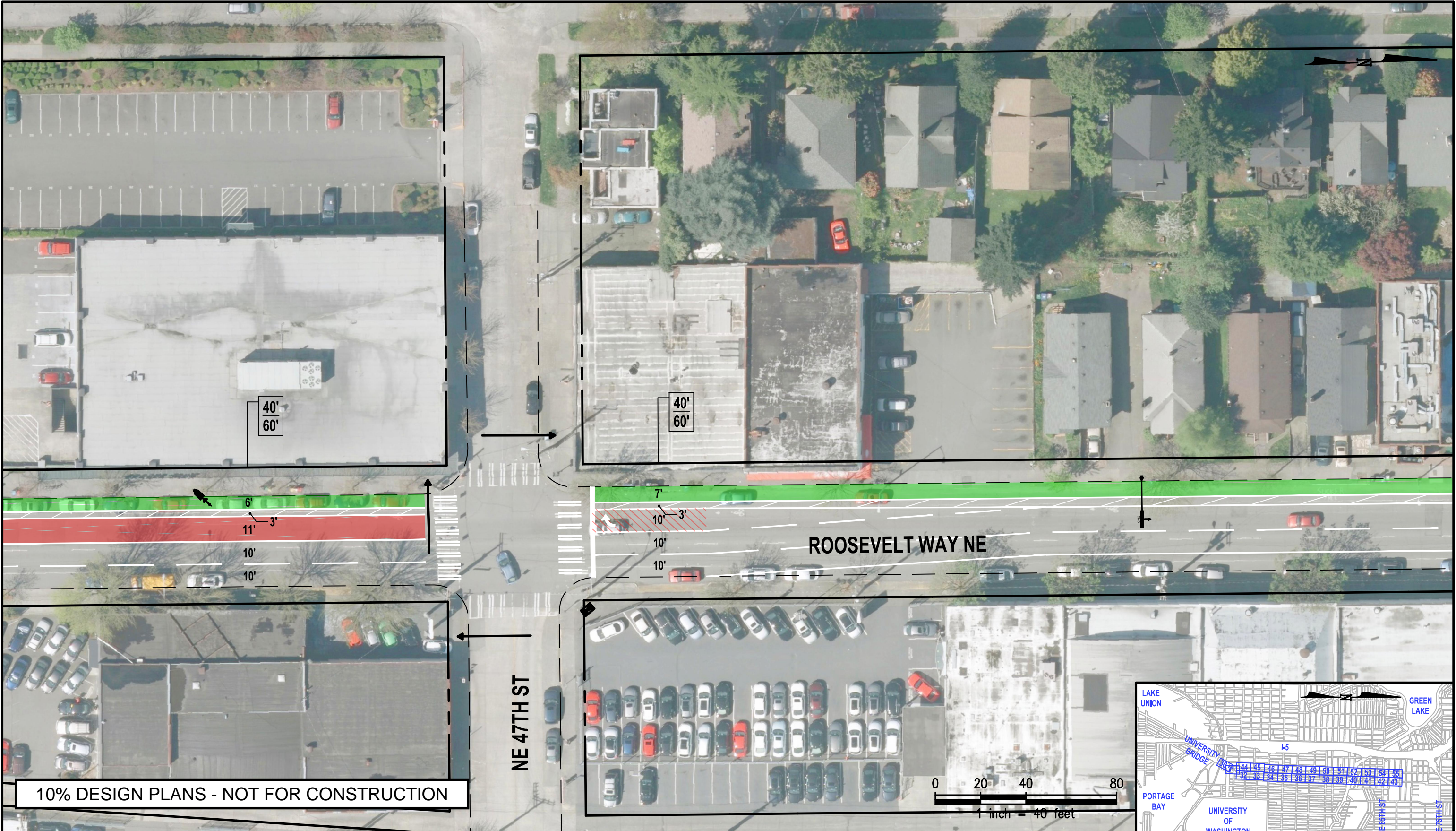


		3/1/2017
		SHEET 45 OF 55

Path: C:\Temp\AcPublish_6400\RHCT-DT.dwg Plot date: Mar 01, 2017-09:33:17am CAD User: nanderson.



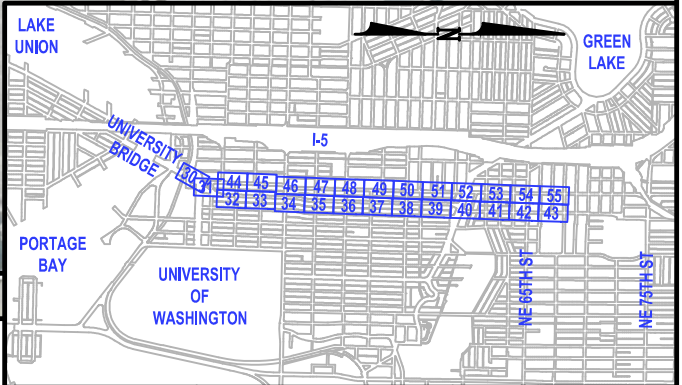
Path: C:\Temp\AcPublish_6400\RHCT-DT.dwg Plot date: Mar 01, 2017-09:34:25am CAD User: randerson.



	NEW CONTROLLER CABINET		CCTV CAMERA
	NEW SIGNAL MAST ARM		DETECTION FOR BUS LANE
	EXISTING ROW		TRANSIT ONLY, RIGHT TURN PERMITTED
	EXISTING CURBLINE		TRANSIT ONLY LANE
	NEW CURBLINE		TRANSIT STATION PLATFORM
	BICYCLE LANE BUFFER		LANDSCAPING
	FUTURE BIKEWAY PER 2014 MASTER PLAN		BICYCLE LANE
			PROPOSED SIDEWALK REPLACED
			LOAD ZONE
			NEW LOAD ZONE
			EX. CURB TO CURB (EXCLUDING BULBOUTS)
			EX. ROW DISTANCE

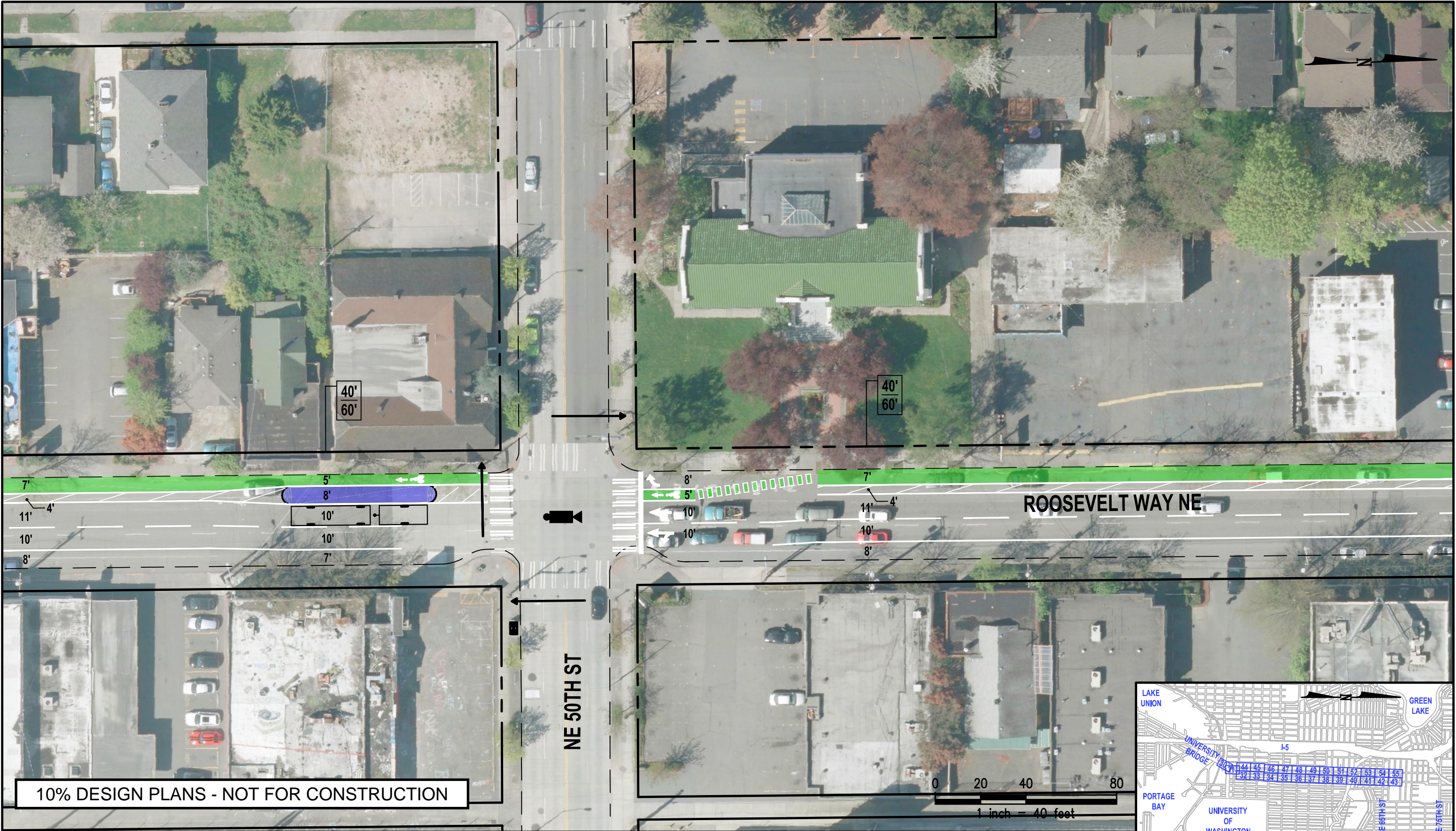
ROOSEVELT TO DOWNTOWN HIGH CAPACITY TRANSIT STUDY

City of Seattle
**Seattle Department
of Transportation**



		3/1/2017
		SHEET 47 OF 55

Path: C:\Temp\AcPublish_6400\RHCT-DT.dwg Plot date: Mar 01, 2017-09:35:35am CAD User: randerson.



	NEW CONTROLLER CABINET		CCTV CAMERA
	NEW SIGNAL MAST ARM		DETECTION FOR BUS LANE
	EXISTING ROW		TRANSIT ONLY, RIGHT TURN PERMITTED
	EXISTING CURBLINE		TRANSIT ONLY LANE
	NEW CURBLINE		TRANSIT STATION PLATFORM
	BICYCLE LANE BUFFER		LANDSCAPING
	FUTURE BIKEWAY PER 2014 MASTER PLAN		BICYCLE LANE
			PROPOSED SIDEWALK REPLACED
			LOAD ZONE
			NEW LOAD ZONE
			EX. CURB TO CURB (EXCLUDING BULBOUTS)
			EX. ROW DISTANCE

ROOSEVELT TO DOWNTOWN HIGH CAPACITY TRANSIT STUDY

City of Seattle

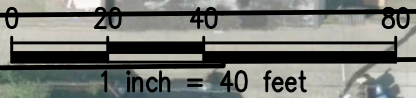
**Seattle Department
of Transportation**

 CDM Smith <small>CDM Smith Inc. 5400 Glenwood Avenue, Suite 400 Raleigh, NC 27612 Tel: (919) 325-3500 NC License No. F-1255</small>	3/1/2017
	SHEET 48 OF 55

Path: C:\Temp\AcPublish_6400\RHCT-DT.dwg Plot date: Mar 01, 2017-09:36:43am CAD User: randerson.



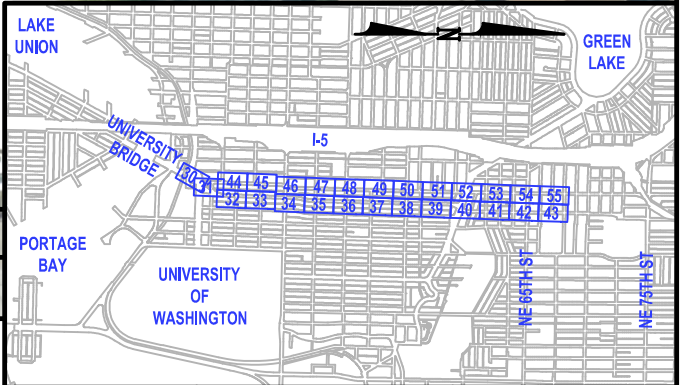
10% DESIGN PLANS - NOT FOR CONSTRUCTION



	NEW CONTROLLER CABINET		CCTV CAMERA
	NEW SIGNAL MAST ARM		DETECTION FOR BUS LANE
	EXISTING ROW		TRANSIT ONLY, RIGHT TURN PERMITTED
	EXISTING CURBLINE		TRANSIT ONLY LANE
	NEW CURBLINE		TRANSIT STATION PLATFORM
	BICYCLE LANE BUFFER		LANDSCAPING
	FUTURE BIKEWAY PER 2014 MASTER PLAN		BICYCLE LANE
			PROPOSED SIDEWALK REPLACED
			LOAD ZONE
			NEW LOAD ZONE
			EX. CURB TO CURB (EXCLUDING BULBOUTS)
			EX. ROW DISTANCE

ROOSEVELT TO DOWNTOWN HIGH CAPACITY TRANSIT STUDY

City of Seattle
**Seattle Department
of Transportation**



 CDM Smith <small>CDM Smith Inc. 5400 Glenwood Avenue, Suite 400 Raleigh, NC 27612 Tel: (919) 325-3500 NC License No. F-1255</small>	3/1/2017
	SHEET 49 OF 55

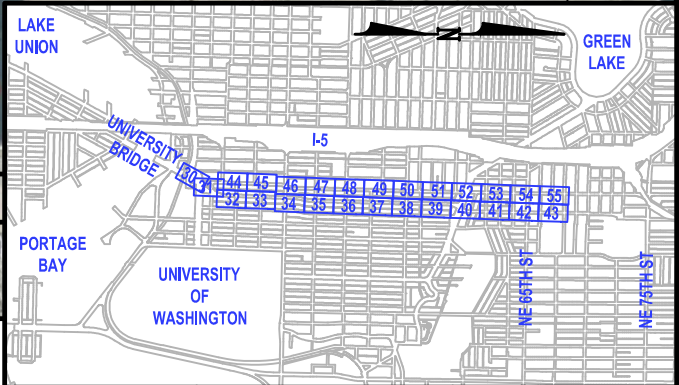
Path: C:\Temp\AcPublish_6400\RHCT-DT.dwg Plot date: Mar 01, 2017-09:37:50am CAD User: randerson.



	NEW CONTROLLER CABINET		CCTV CAMERA
	NEW SIGNAL MAST ARM		DETECTION FOR BUS LANE
	EXISTING ROW		TRANSIT ONLY, RIGHT TURN PERMITTED
	EXISTING CURBLINE		TRANSIT ONLY LANE
	NEW CURBLINE		TRANSIT STATION PLATFORM
	BICYCLE LANE BUFFER		LANDSCAPING
	FUTURE BIKEWAY PER 2014 MASTER PLAN		BICYCLE LANE
			PROPOSED SIDEWALK REPLACED
			LOAD ZONE
			NEW LOAD ZONE
			EX. CURB TO CURB (EXCLUDING BULBOUTS)
			EX. ROW DISTANCE

ROOSEVELT TO DOWNTOWN HIGH CAPACITY TRANSIT STUDY

City of Seattle
**Seattle Department
of Transportation**



		3/1/2017
		SHEET 50 OF 55

Path: Z:\114401-114999\114505 (Roosevelt to Downtown HCT)\CADD\Design\RHCT-DT.dwg Plot date: Mar 01, 2017-09:43:24am CAD User: nanderson.



	NEW CONTROLLER CABINET		CCTV CAMERA
	NEW SIGNAL MAST ARM		DETECTION FOR BUS LANE
	EXISTING ROW		TRANSIT ONLY, RIGHT TURN PERMITTED
	EXISTING CURBLINE		TRANSIT ONLY LANE
	NEW CURBLINE		TRANSIT STATION PLATFORM
	BICYCLE LANE BUFFER		LANDSCAPING
	FUTURE BIKEWAY PER 2014 MASTER PLAN		BICYCLE LANE
			PROPOSED SIDEWALK REPLACED
			LOAD ZONE
			NEW LOAD ZONE
			EX. CURB TO CURB (EXCLUDING BULBOUTS)
			EX. ROW DISTANCE

ROOSEVELT TO DOWNTOWN HIGH CAPACITY TRANSIT STUDY

City of Seattle

Seattle Department
of Transportation

kpff

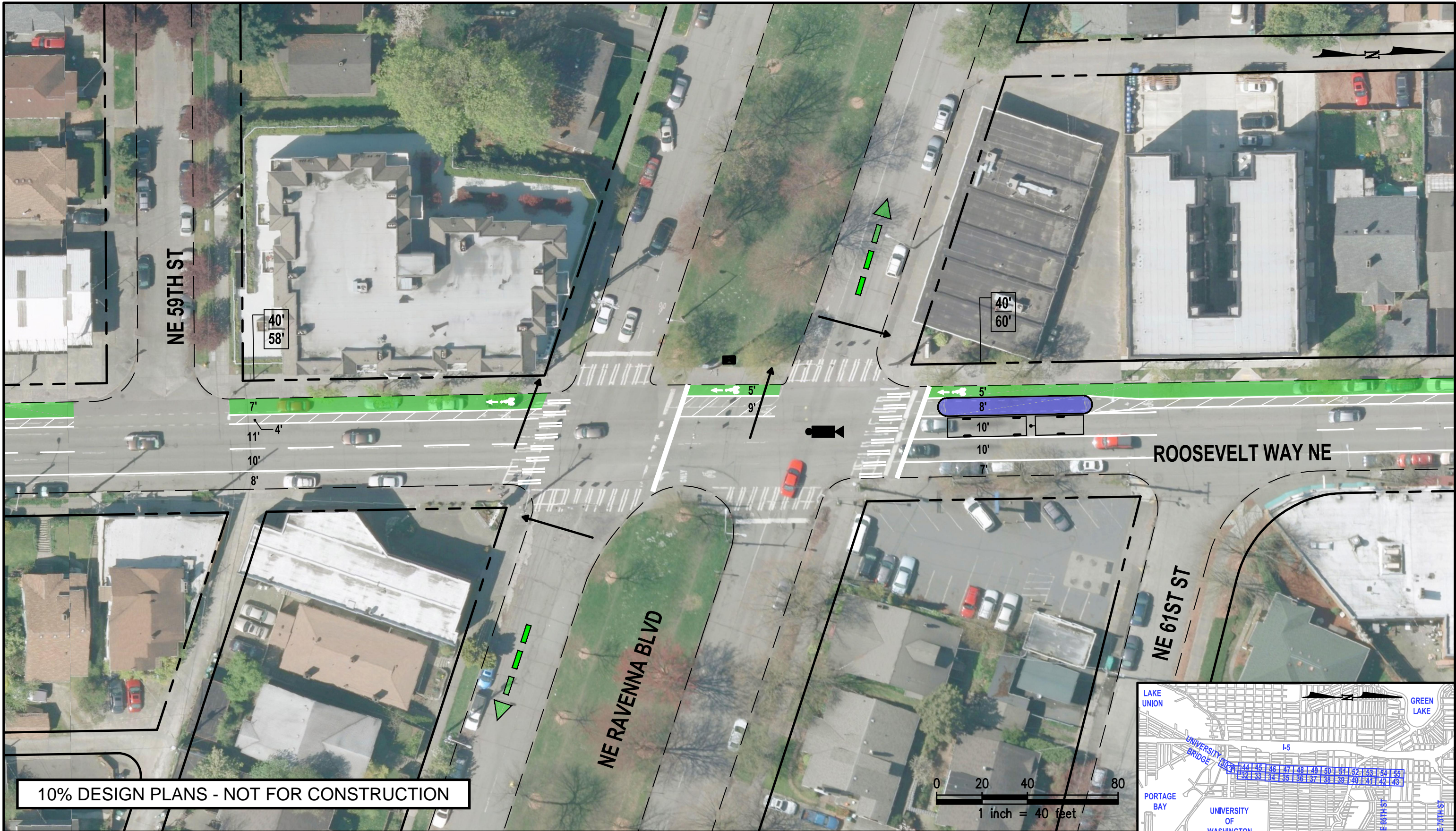
CDM Smith

CDM Smith Inc.
5400 Glenwood Avenue, Suite 400
Raleigh, NC 27612 | Tel: (919) 325-3500
NC License No. F-1255

3/1/2017

SHEET
51 OF 55

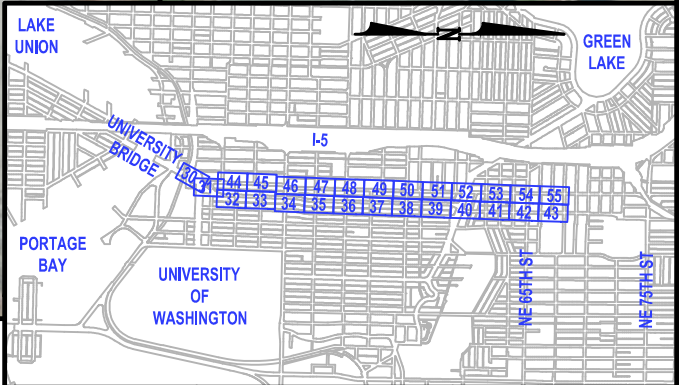
Path: Z:\114401-114999\114505 (Roosevelt to Downtown HCT)\CADD\Design\RHCT-DT.dwg Plot date: Mar 01, 2017-09:44:33am CAD User: nonderson.



	NEW CONTROLLER CABINET		CCTV CAMERA
	NEW SIGNAL MAST ARM		DETECTION FOR BUS LANE
	EXISTING ROW		TRANSIT ONLY, RIGHT TURN PERMITTED
	EXISTING CURBLINE		TRANSIT ONLY LANE
	NEW CURBLINE		TRANSIT STATION PLATFORM
	BICYCLE LANE BUFFER		LANDSCAPING
	FUTURE BIKEWAY PER 2014 MASTER PLAN		BICYCLE LANE
			PROPOSED SIDEWALK REPLACED
			LOAD ZONE
			NEW LOAD ZONE
			EX. CURB TO CURB (EXCLUDING BULBOUTS)
			EX. ROW DISTANCE

ROOSEVELT TO DOWNTOWN HIGH CAPACITY TRANSIT STUDY

City of Seattle
**Seattle Department
of Transportation**



		3/1/2017
		SHEET 52 OF 55

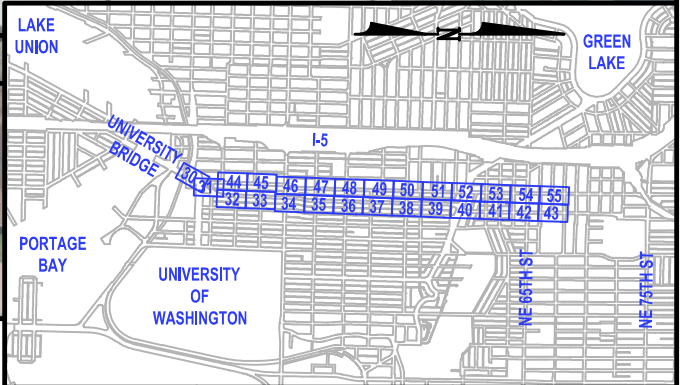
Path: Z:\114401-114999 (Roosevelt to Downtown HCT)\CADD\Design\RHCT-DT.dwg Plot date: Mar 01, 2017-09:45:44am CAD User: nanderson.



	NEW CONTROLLER CABINET		CCTV CAMERA
	NEW SIGNAL MAST ARM		DETECTION FOR BUS LANE
	EXISTING ROW		TRANSIT ONLY, RIGHT TURN PERMITTED
	EXISTING CURBLINE		TRANSIT ONLY LANE
	NEW CURBLINE		TRANSIT STATION PLATFORM
	BICYCLE LANE BUFFER		LANDSCAPING
	FUTURE BIKEWAY PER 2014 MASTER PLAN		EX. CURB TO CURB (EXCLUDING BULBOUTS)
			EX. ROW DISTANCE
			BICYCLE LANE
			PROPOSED SIDEWALK REPLACED
			LOAD ZONE
			NEW LOAD ZONE

ROOSEVELT TO DOWNTOWN HIGH CAPACITY TRANSIT STUDY

City of Seattle
**Seattle Department
of Transportation**



		3/1/2017
		SHEET 53 OF 55

Path: Z:\114401-114999\114505 (Roosevelt to Downtown HCT)\CADD\Design\RHCT-DT.dwg Plot date: Mar 01, 2017-09:46:56am CAD User: nanderson.



	NEW CONTROLLER CABINET		CCTV CAMERA
	NEW SIGNAL MAST ARM		DETECTION FOR BUS LANE
	EXISTING ROW		TRANSIT ONLY, RIGHT TURN PERMITTED
	EXISTING CURBLINE		TRANSIT ONLY LANE
	NEW CURBLINE		TRANSIT STATION PLATFORM
	BICYCLE LANE BUFFER		LANDSCAPING
	FUTURE BIKEWAY PER 2014 MASTER PLAN		BICYCLE LANE
			PROPOSED SIDEWALK REPLACED
			LOAD ZONE
			NEW LOAD ZONE
	EX. CURB TO CURB (EXCLUDING BULBOUTS)		
	EX. ROW DISTANCE		

ROOSEVELT TO DOWNTOWN HIGH CAPACITY TRANSIT STUDY

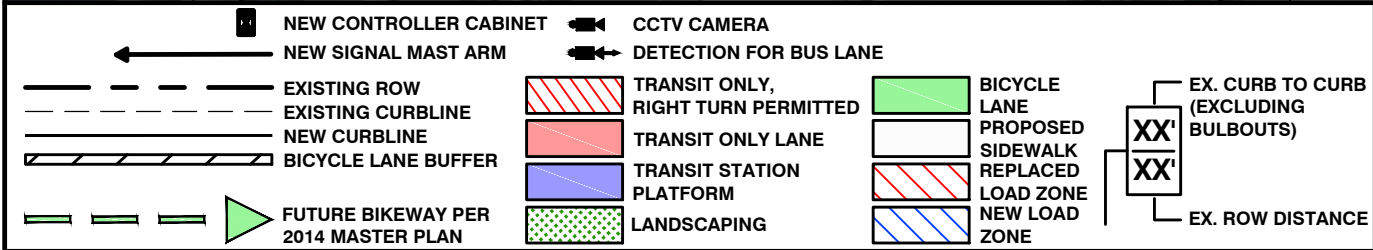
City of Seattle
**Seattle Department
of Transportation**

 kpff	 CDM Smith <small>CDM Smith Inc. 5400 Glenwood Avenue, Suite 400 Raleigh, NC 27612 Tel: (919) 325-3500 NC License No. F-1255</small>	3/1/2017
		SHEET 54 OF 55

Path: Z:\114401-114999\114505 (Roosevelt to Downtown HCT)\CADD\Design\RHCT-DT.dwg Plot date: Mar 01, 2017-09:48:03am CAD User: nanderson.

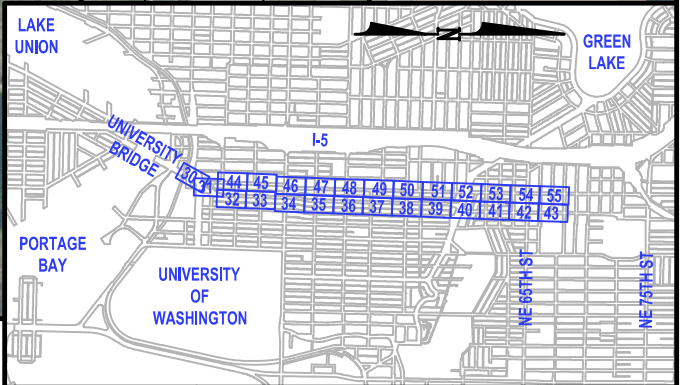


10% DESIGN PLANS - NOT FOR CONSTRUCTION



ROOSEVELT TO DOWNTOWN HIGH CAPACITY TRANSIT STUDY

City of Seattle
**Seattle Department
of Transportation**



		3/1/2017
		SHEET 55 OF 55