

SCHOOL STREETS



Madison Middle School — — — — —

Madison Middle School has a School Street that is open for students and adults walking, rolling, and biking and closed to pass through traffic, including parents.

What is a School Street?

School Streets are open for people walking, rolling, and biking, and closed to pass through traffic, including parents. The goals are to:

- reduce traffic congestion in front of schools
- encourage families to walk or bike to school or park a few blocks away and walk

When is a School Street in effect?

School Streets are in effect 7AM-5PM on school days.

With the designation of School Streets, it becomes okay to walk in the street.

How can I use a School Street when taking my child to and from school?

- When possible, walk, roll, or bike with your child to school
- If you must drive to school, try parking one block away and finishing the trip on foot
- Students provided with district transportation or with mobility needs can access the block

To learn more about School Streets visit our website at: www.seattle.gov/schoolstreets



Seattle
Department of
Transportation

WALK AND RIDE SAFE!

Walking and biking are fun, healthful, and sustainable ways to get to and from school.

HOW TO FIND THE SAFEST ROUTE FROM YOUR HOME TO SCHOOL

- ✓ Pick streets where there are sidewalks or paths separated from traffic, when possible.
- ✓ When you can, choose neighborhood streets instead of busy main streets.
- ✓ When biking, use trails, neighborhood streets, and protected bike lanes.
- ✓ Cross busy streets where there are traffic signals, stop signs, crossing beacons, school crosswalks, or crossing guards.


WALKING SAFETY TIPS



Pay attention. Don't be distracted by your cell phone or headphones.



If there's no sidewalk, walk on the left side of the street, as far from traffic as possible.



Look left, right, and left again at all intersections.



Make eye contact with people driving before crossing.



Walk, don't run across the street.



Follow the instructions of crossing guards and school patrol.

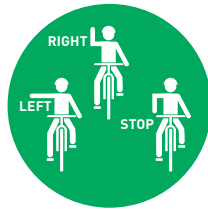
BIKING SAFETY TIPS



Gear up. Always wear a helmet and use bike lights.



Pay attention. Don't be distracted by your cell phone or headphones.




Ride predictably and use hand signals when stopping and turning.



Ride in the same direction as traffic when on the street.




If riding on a sidewalk, ride slowly and yield to people walking.



Look left, right, and left again at all intersections.



Walk your bike across busy streets.



Obey all stop signs and red lights.

DRIVING SAFETY TIPS



Slow down; 20 MPH is plenty.



Pay attention and watch for other children and families.



Stop for pedestrians (all intersections are legal crossings).



Seattle
Department of
Transportation