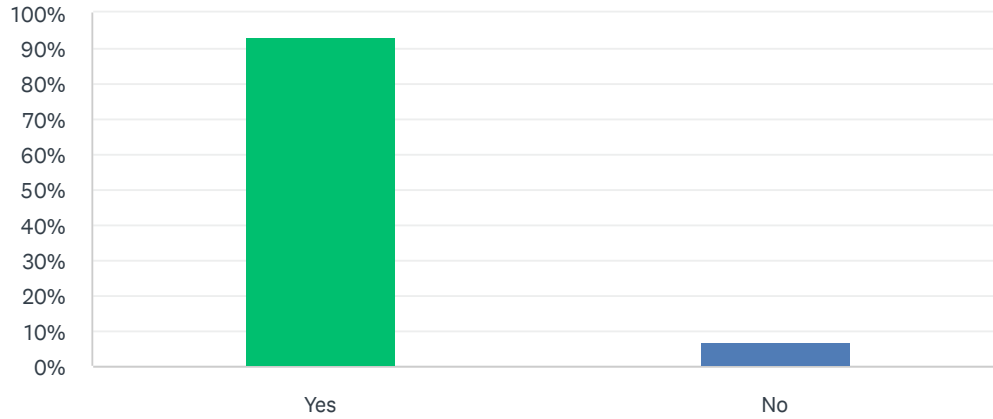


# Q1 Have you visited the Alki Point Healthy Street since it was made permanent in June 2024?

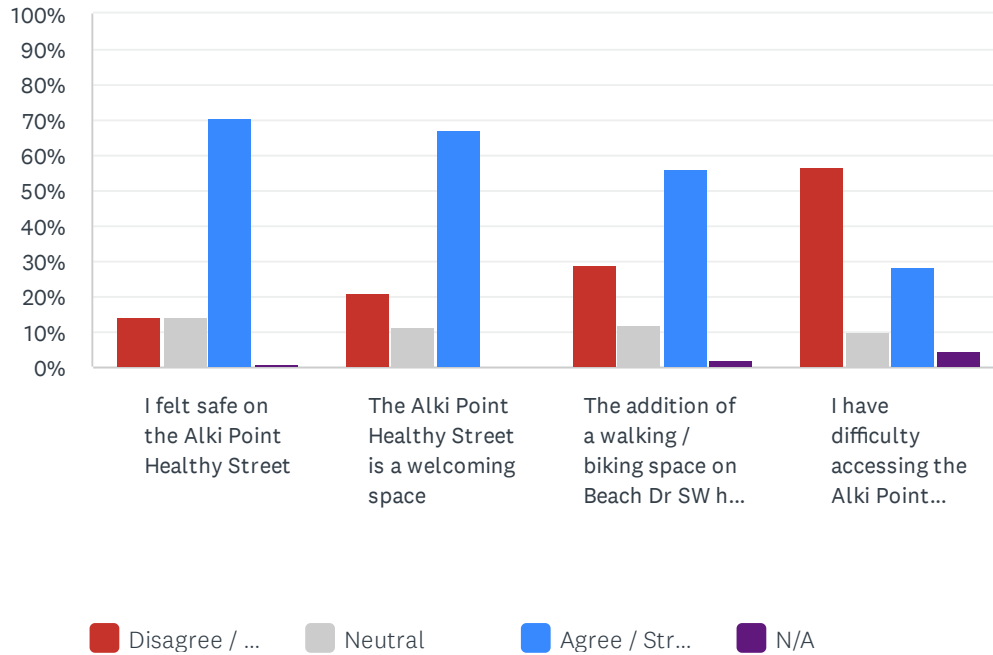
Answered: 1,199 Skipped: 0



ANSWER CHOICES	RESPONSES	
Yes	93%	1,117
No	7%	82
TOTAL		1,199

Q2 Please rate how much you agree or disagree with the following statements:

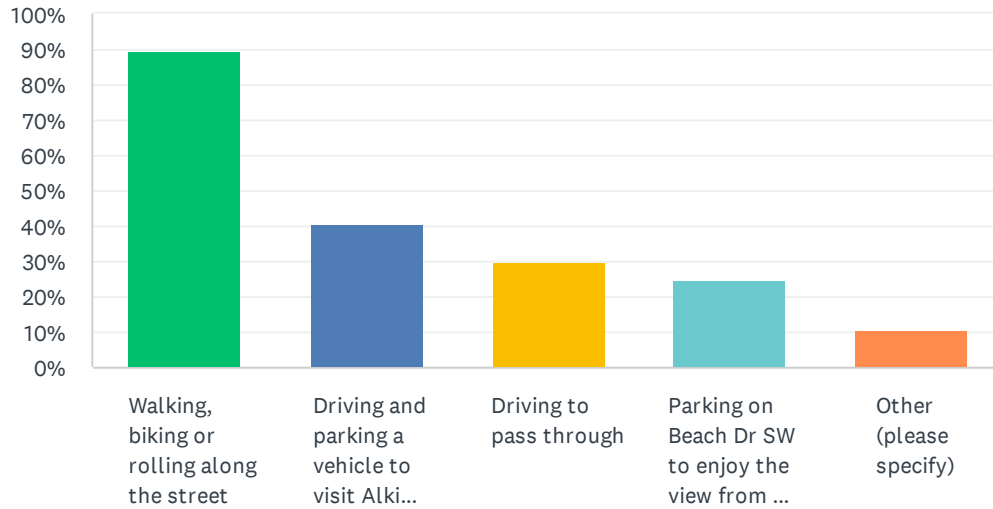
Answered: 1,045 Skipped: 154



	DISAGREE / STRONGLY DISAGREE	NEUTRAL	AGREE / STRONGLY AGREE	N/A	TOTAL	WEIGHTED AVERAGE
I felt safe on the Alki Point Healthy Street	14% 149	14% 147	71% 733	1% 10	1,039	2.71
The Alki Point Healthy Street is a welcoming space	21% 220	11% 118	67% 698	0% 2	1,038	2.58
The addition of a walking / biking space on Beach Dr SW has made me more likely to visit Alki Point.	29% 301	12% 126	57% 585	2% 22	1,034	2.41
I have difficulty accessing the Alki Point Healthy Street because of parking.	57% 593	10% 103	28% 295	5% 51	1,042	1.80

### Q3 What ways have you used the Healthy Street? (check all that apply)

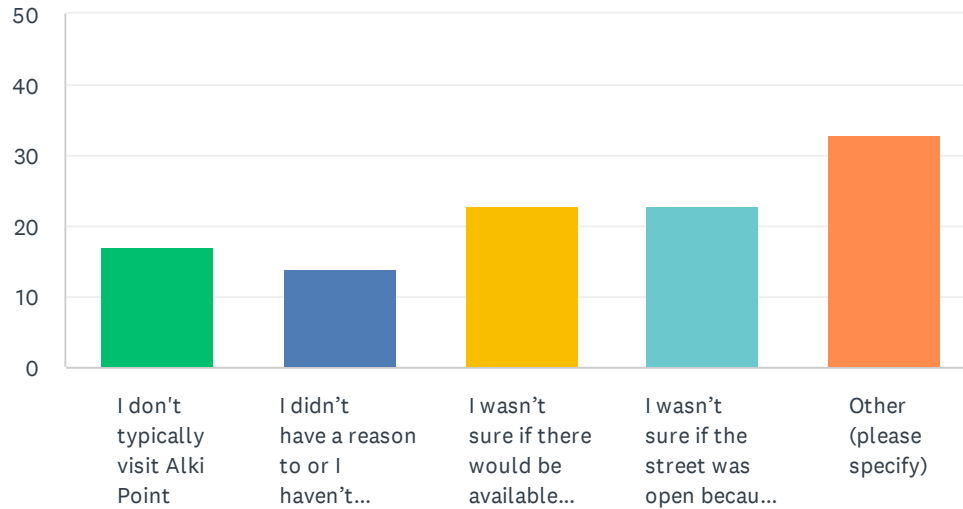
Answered: 1,044 Skipped: 155



ANSWER CHOICES	RESPONSES	
Walking, biking or rolling along the street	89%	933
Driving and parking a vehicle to visit Alki Point, the beach, a residence or another destination along the Healthy Street	40%	421
Driving to pass through	30%	311
Parking on Beach Dr SW to enjoy the view from my vehicle	25%	259
Other (please specify)	10%	108
Total Respondents: 1,044		

## Q4 Please share with us why you have not visited the Alki Point Healthy Street: (check all that apply)

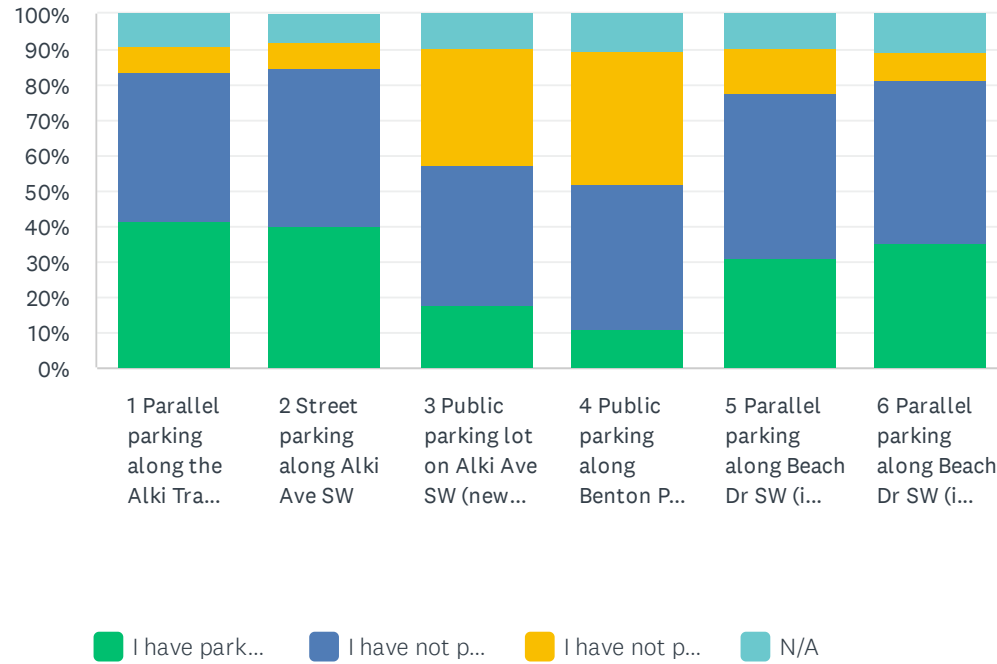
Answered: 77 Skipped: 1,122



ANSWER CHOICES	RESPONSES	
I don't typically visit Alki Point	22%	17
I didn't have a reason to or I haven't wanted to	18%	14
I wasn't sure if there would be available parking	30%	23
I wasn't sure if the street was open because there is a Street Closed sign next to the Healthy Street sign/at the street entrance	30%	23
Other (please specify)	43%	33
Total Respondents: 77		

Q5 Please share with us how familiar you are with the vehicle parking options on the Alki Point Healthy Street (see map above) and which you have utilized.

Answered: 1,055 Skipped: 144

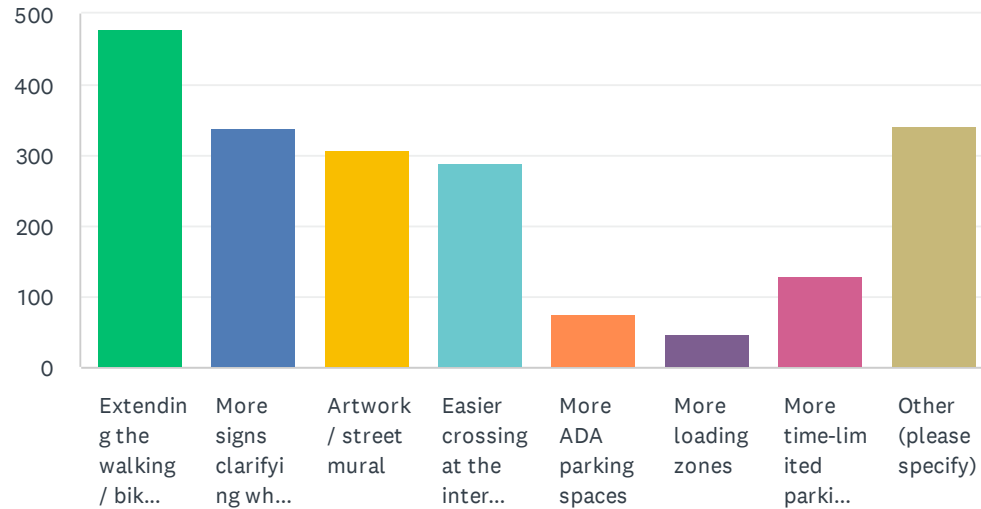


## Alki Point Healthy Street

	I HAVE PARKED IN THIS LOCATION	I HAVE NOT PARKED IN THIS LOCATION, BUT I WAS AWARE IT WAS AVAILABLE	I HAVE NOT PARKED IN THIS LOCATION, AND I DID NOT KNOW IT WAS AVAILABLE	N/A	TOTAL
1 Parallel parking along the Alki Trail before the Healthy Street begins	42% 436	42% 443	7% 76	9% 93	1,048
2 Street parking along Alki Ave SW	40% 419	45% 466	7% 74	8% 85	1,044
3 Public parking lot on Alki Ave SW (new signs and striping)	18% 188	39% 405	33% 346	9% 98	1,037
4 Public parking along Benton PI SW (new signs and striping)	11% 114	41% 425	37% 387	11% 110	1,036
5 Parallel parking along Beach Dr SW (in the area with a new walking/biking space)	31% 319	47% 484	12% 128	10% 100	1,031
6 Parallel parking along Beach Dr SW (in area without walking/biking space)	35% 364	46% 481	8% 84	10% 107	1,036

## Q6 Are there other improvements that would make it more likely that you would visit the Alki Point Healthy Street or make it a better experience? (check all that apply)

Answered: 937 Skipped: 262



ANSWER CHOICES	RESPONSES	
Extending the walking / biking space along Beach Dr SW	51%	478
More signs clarifying who can and cannot use the walking/biking space	36%	340
Artwork / street mural	33%	308
Easier crossing at the intersection of Beach Dr SW and 63rd Ave SW	31%	289
More ADA parking spaces	8%	76
More loading zones	5%	47
More time-limited parking spaces	14%	130
Other (please specify)	37%	343
Total Respondents: 937		

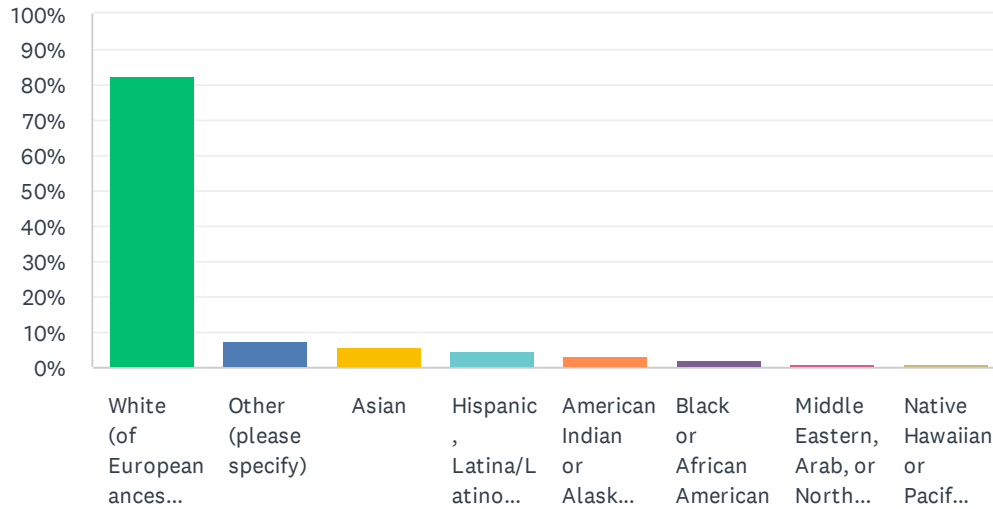
Q7 Is there anything else you would like us to know about the about the Alki Point Healthy Street?

Answered: 637 Skipped: 562



### Q8 What is your race or ethnicity? Select all that apply

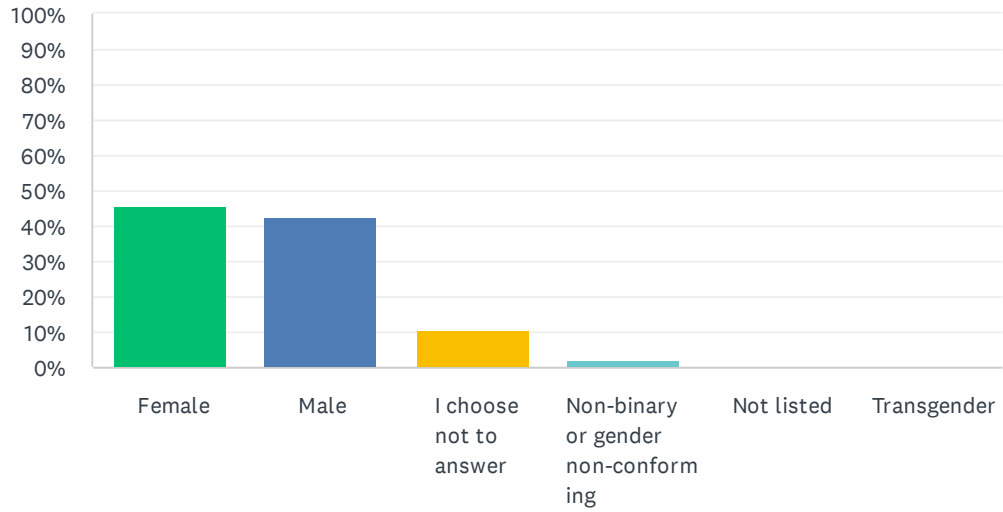
Answered: 952 Skipped: 247



ANSWER CHOICES	RESPONSES	
White (of European ancestry)	83%	789
Other (please specify)	7%	71
Asian	6%	54
Hispanic, Latina/Latino/Latinx ethnicity	5%	45
American Indian or Alaska Native	3%	30
Black or African American	2%	21
Middle Eastern, Arab, or North African White	1%	12
Native Hawaiian or Pacific Islander	1%	11
Total Respondents: 952		

### Q9 What is your gender? Select all that apply

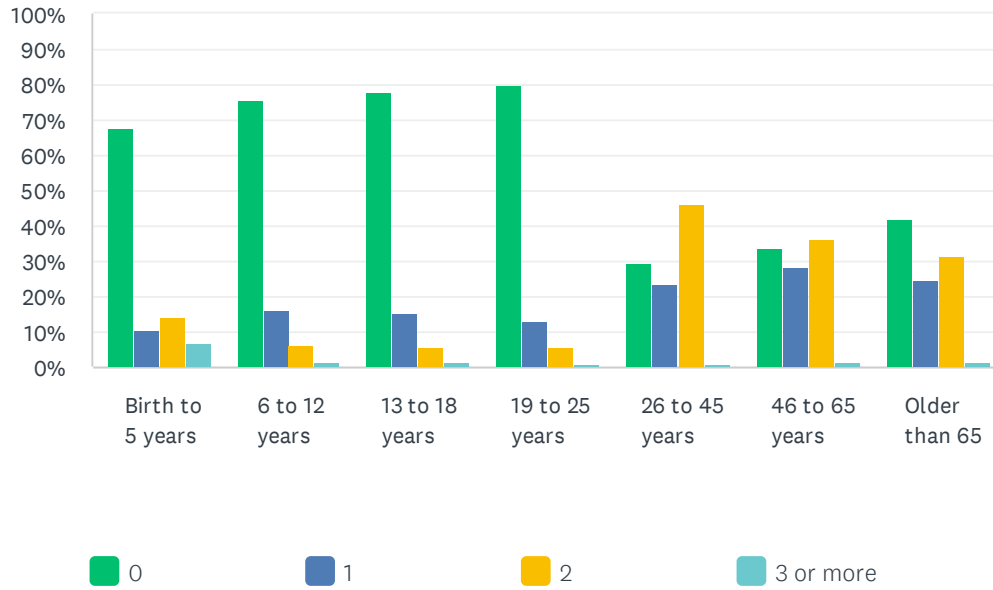
Answered: 987 Skipped: 212



ANSWER CHOICES	RESPONSES	
Female	46%	454
Male	42%	419
I choose not to answer	10%	103
Non-binary or gender non-conforming	2%	22
Not listed	0%	4
Transgender	0%	3
Total Respondents: 987		

# Q10 Please share with us how many people of different ages live in your household

Answered: 974 Skipped: 225



## Alki Point Healthy Street

	0	1	2	3 OR MORE	TOTAL
Birth to 5 years	68% 359	11% 56	14% 75	7% 37	527
6 to 12 years	76% 338	16% 72	7% 29	1% 6	445
13 to 18 years	78% 330	15% 64	6% 24	1% 6	424
19 to 25 years	80% 316	13% 52	6% 22	1% 5	395
26 to 45 years	29% 163	23% 131	46% 257	1% 7	558
46 to 65 years	34% 200	28% 170	37% 218	2% 9	597
Older than 65	42% 220	24% 128	32% 166	2% 9	523