

Transportation Levy Proposal

Levy Oversight Committee

May 14, 2024



Mayor's Transportation Levy Proposal

- ✓ 8-year, \$1.45 billion levy proposal to fund transportation safety and maintenance in Seattle
- ✓ Shaped by community input
- ✓ Would cost owner of median-value home \$16 more per month than today
- ✓ Reflects One Seattle vision for a safe, reliable, and connected transportation system
- ✓ Seattle City Council will now review the proposal and consider referral to voters for the November 2024 ballot



Why this is the levy Seattle needs now



Once in a generation Seattle Transportation Plan



Robust and well-researched asset management strategy



Broad and growing understanding of how to invest equitably



18 years of experience from past levies



Vision Zero Response to Injuries and Fatalities on our streets



SAFETY



Prioritize safety for travelers in Seattle, with no serious injury or fatal crashes

EQUITY



Co-create with community and implement restorative practices to address transportation-related inequities

SUSTAINABILITY



Respond to climate change through innovation and a lens of climate justice

MOBILITY & ECONOMIC VITALITY



Provide reliable and affordable travel options that help people and goods get where they need to go

LIVABILITY



Reimagine city streets as inviting places to linger and play

MAINTENANCE & MODERNIZATION



Improve city transportation infrastructure and ready it for the future

Levy proposal development process



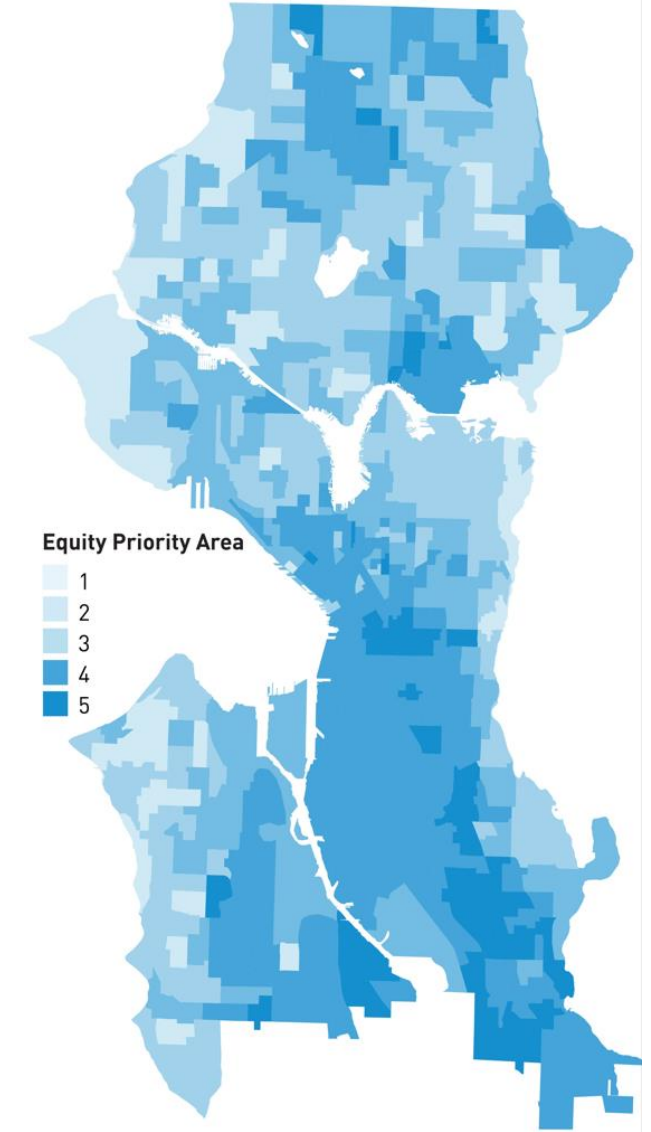
Transportation justice is central

In support of Seattle Transportation Plan equity goal, the levy proposal aims to *address inequities in the transportation system by prioritizing investments for impacted communities.*

EQUITY



- Implemented 15 Transportation Equity Framework tactics in development
- Embedded equity throughout



We aim to distribute our levy investments equitably, informed by Seattle's Racial and Social Equity Index, The Seattle Transportation Plan and SDOT's Transportation Equity Framework

Cost to Taxpayers

Median home with a tax-assessed value of \$804,000*:	Levy to Move Seattle	Levy Proposal	Change
Monthly Cost	\$23	\$39	+\$16
Annual Cost	\$276	\$468	+\$192

*Updated to reflect 2024 median-home value; per King County Tax Assessor. 2023 median-home value was \$866,000.

Engagement by the numbers



9

Tabling events and
850+ conversations



13,500+

Online hub total
page views



1,950+

Community
questionnaires
completed



4

Mayor's roundtables
with 60+ organizations



30

SDOT Director
meetings



9

Presentations with
advisory boards



2

Million multi-cultural
media and digital
campaign impressions



120+

Print, radio, and
television media
mentions



1

Mayor's special
community event



1

Community Liaison
roundtable



3

Additional advocates
meetings



85

Briefings



What we heard and how we responded

We heard	Response
\$1.35B is acceptable but inadequate	\$100M added to address top priorities, <i>including the below:</i>
Change the status quo on building sidewalks	\$26M added including commitment to build 250 blocks of new sidewalks in 4 years and build 30 blocks near transit
Invest more in transit	\$23M added to transit program
Expand the bike network	\$20M added to expand the bike network with a focus on South Seattle
Community-centered programs, equitable spending, and equitable outcomes are critical	Neighborhood-Initiated programs elevated to safety program, with \$14M to respond to emerging community requests for safety projects
Our streets and bridges need more investment, including to support freight needs	\$3M added to the new Bridge Preventative Maintenance Program
Hope for additional funding strategies and measures beyond this levy	Recommendation to create a Transportation Funding Task Force to investigate and recommend infrastructure funding strategies

Flexible approaches, initial specificity

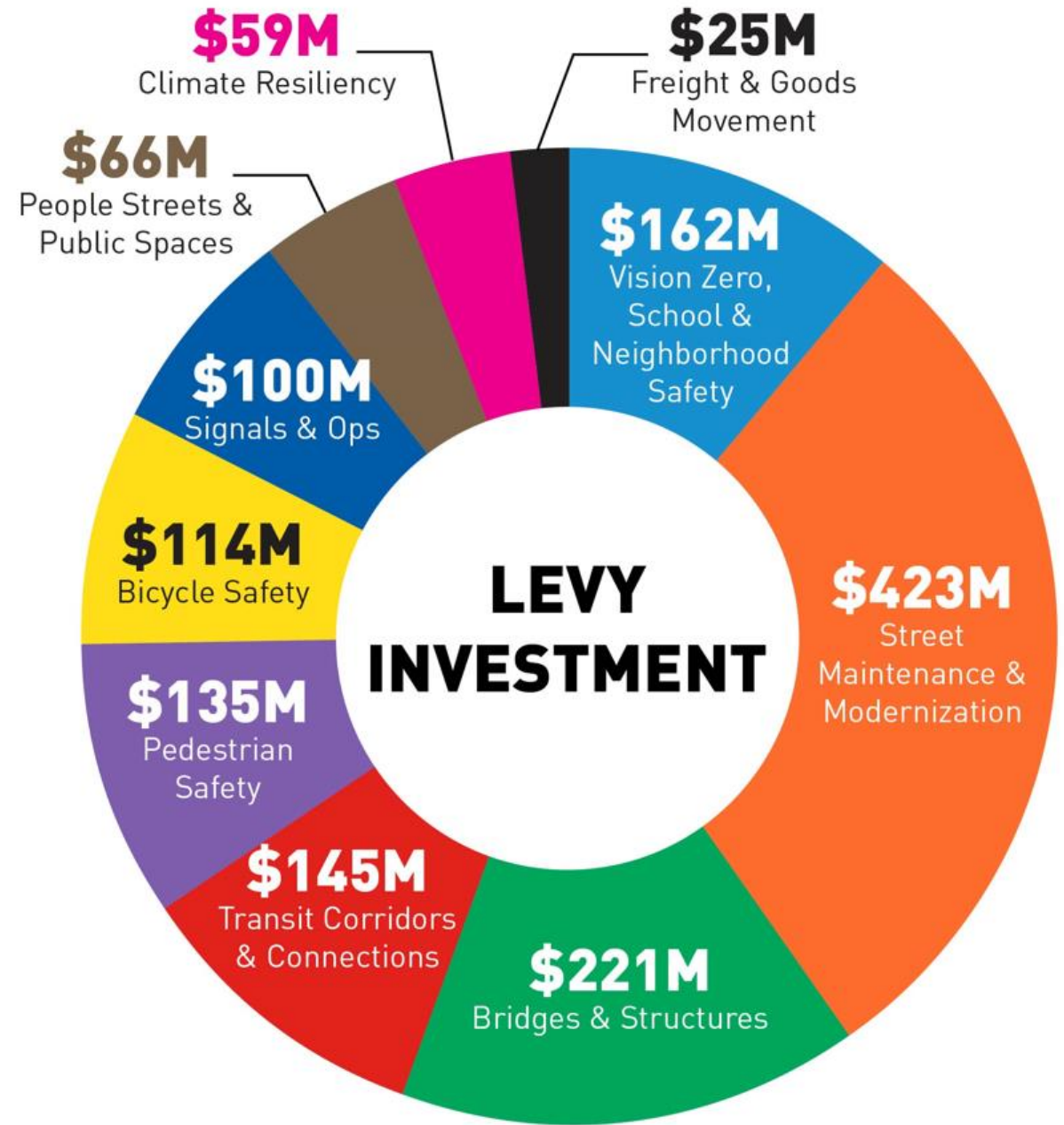
- Key commitments + initial/anticipated projects included in proposal
- Additional projects will be identified through the levy workplan
- Flexibility has benefited the community during Levy to Move Seattle in projects like RapidRide partnerships and in response to the West Seattle Bridge closure

Project selection criteria:

- ✓ Need based on program goals
- ✓ Number of people who would benefit
- ✓ Geographic distribution
- ✓ Optimal investment timing
- ✓ Equity
- ✓ Opportunities to co-create
- ✓ Leveraging opportunities

Proposal Overview

Levy is expected to allow SDOT to leverage an additional \$350 - \$450 million in grants and partner funds to invest in levy-funded projects and programs.



Vision Zero, School & Neighborhood Safety

COMMITMENTS

- ✓ Safety projects at 40 high-collision locations
- ✓ Leading pedestrian intervals at 280 intersections
- ✓ 12 safety redesign projects on the high injury network
- ✓ Traffic calming on 50 corridors
- ✓ Contributions to safety education programs and up to 70 projects at public schools
- ✓ 16 neighborhood initiated, co-created safety projects

SAFETY



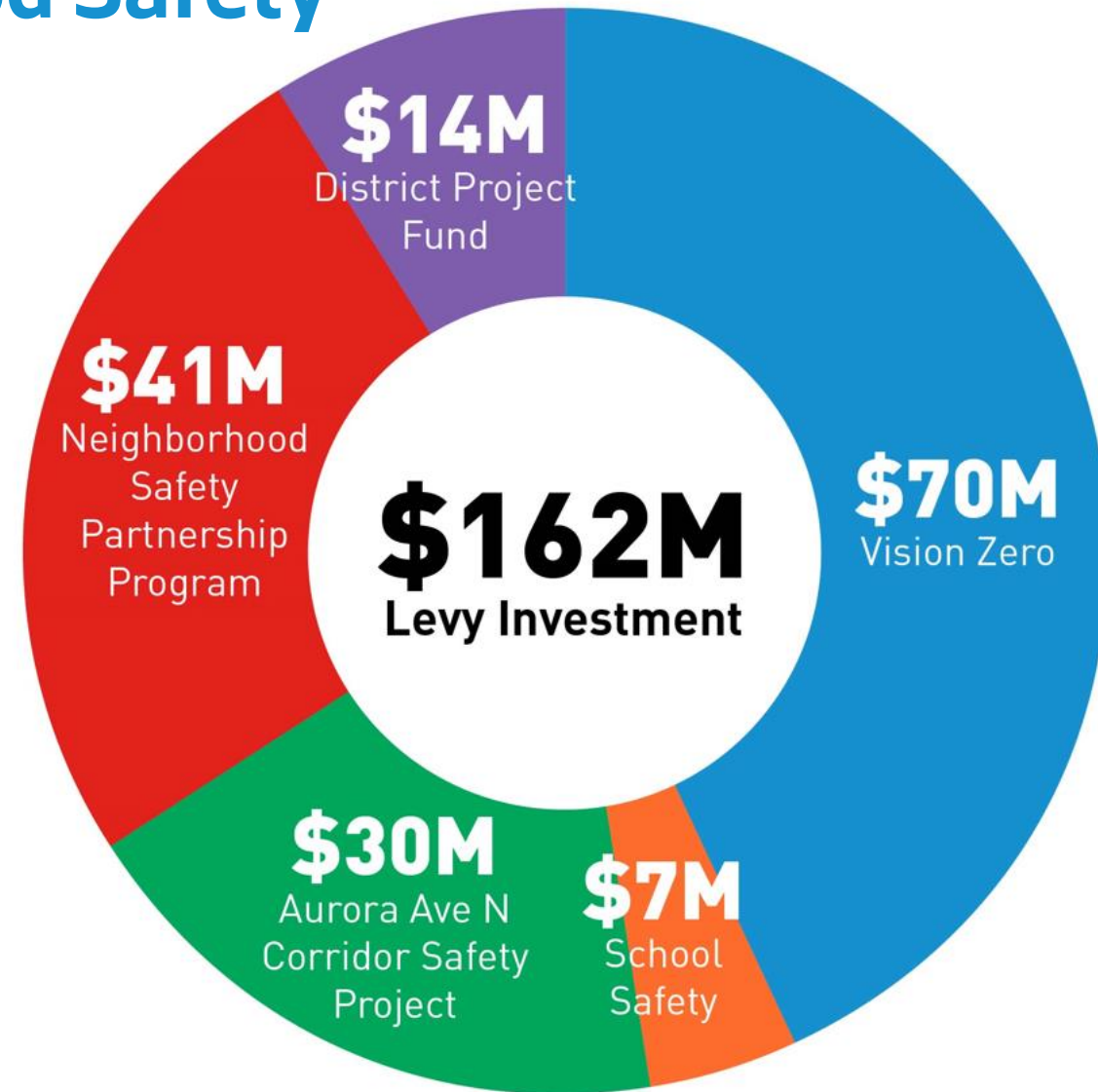
EQUITY



MOBILITY & ECONOMIC VITALITY



LIVABILITY



Street Maintenance and Modernization

SAFETY



EQUITY



MOBILITY & ECONOMIC VITALITY

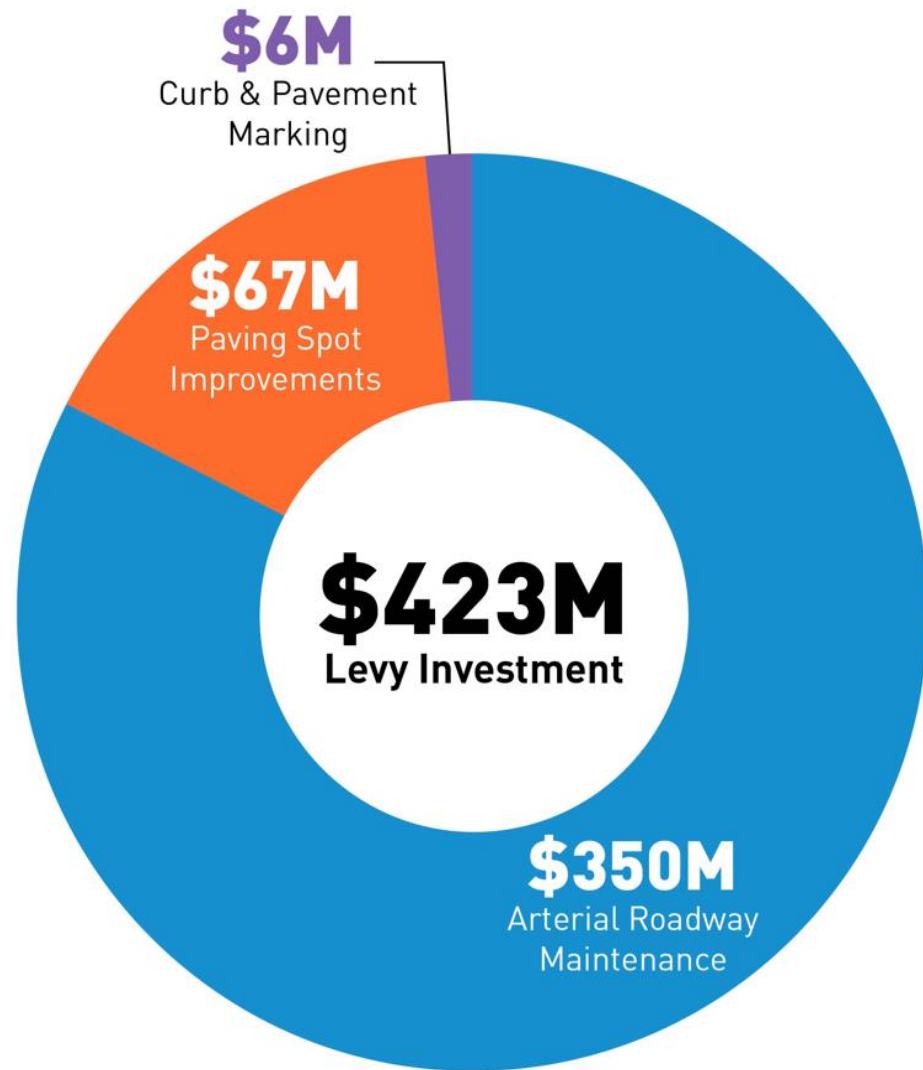


MAINTENANCE & MODERNIZATION



COMMITMENTS

- ✓ Fill 80% of reported potholes within 72 hours
- ✓ Repave approximately 15 streets
- ✓ 50 lane-miles of spot paving repair and paving on arterial streets at approximately 400 locations
- ✓ Refresh curb and pavement markings



Bridges and Structures

COMMITMENTS

SAFETY



MOBILITY & ECONOMIC VITALITY

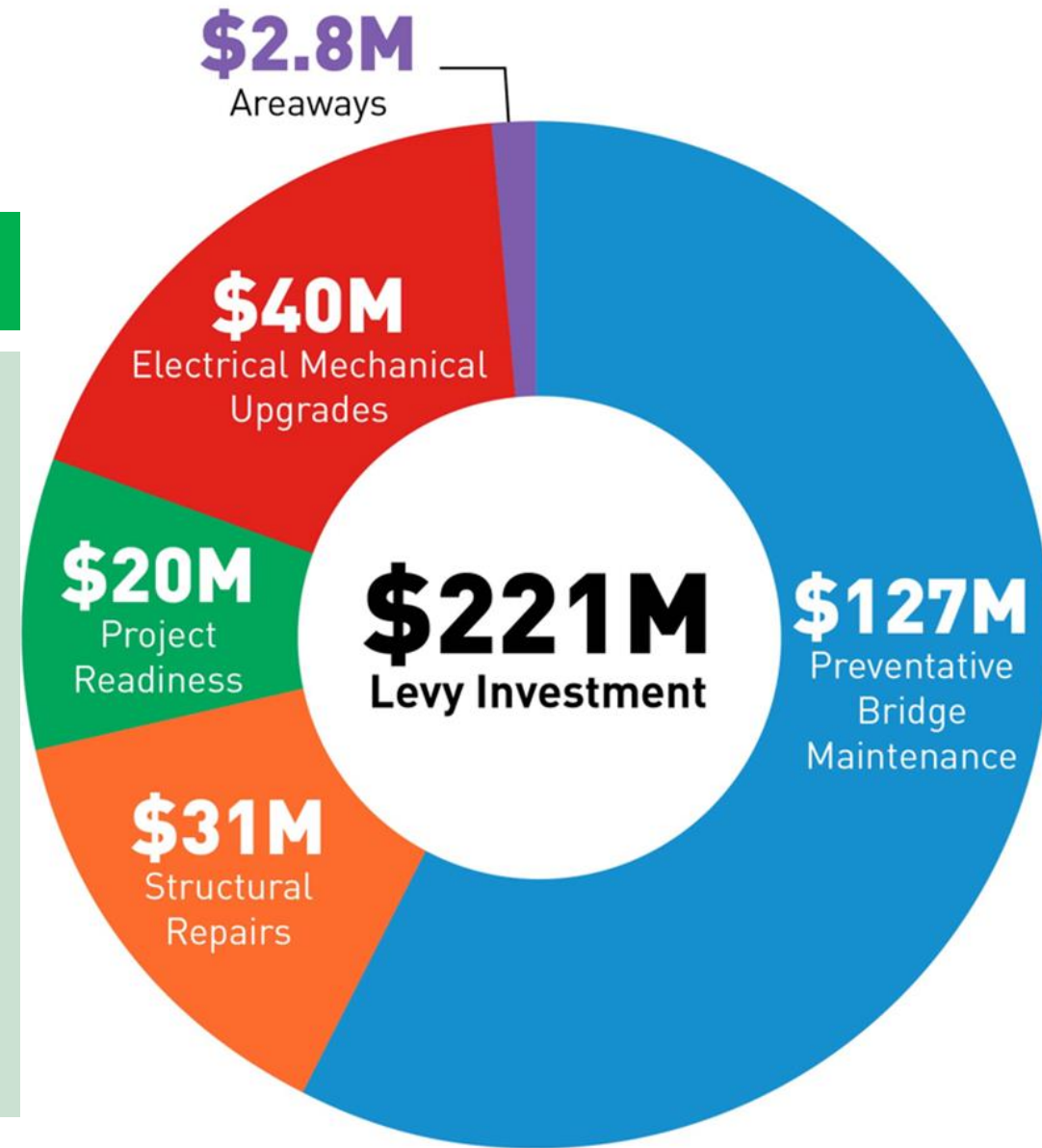


MAINTENANCE & MODERNIZATION



- ✓ Upgraded electrical and mechanical systems on Ship Canal bridges
- ✓ Structural repairs on Ballard Bridge and Magnolia Bridge
- ✓ Preventative bridge maintenance program for the City's 134 bridges
- ✓ Advance 6 structures for future replacement
- ✓ Improve areaway* data collection, pursue partnerships and grants

*the underground spaces between sidewalks and building basements



Transit Corridors and Connections

COMMITMENTS

- ✓ 4 bus route projects on high-ridership routes serving equity priority areas
- ✓ 3 Link light rail access projects, with improved sidewalks, crossings, bike lanes, and/or lighting
- ✓ 5 key partnership projects connecting to Link light rail stations
- ✓ 160 transit spot improvements for reliability, safety, and access

SAFETY



EQUITY



SUSTAINABILITY



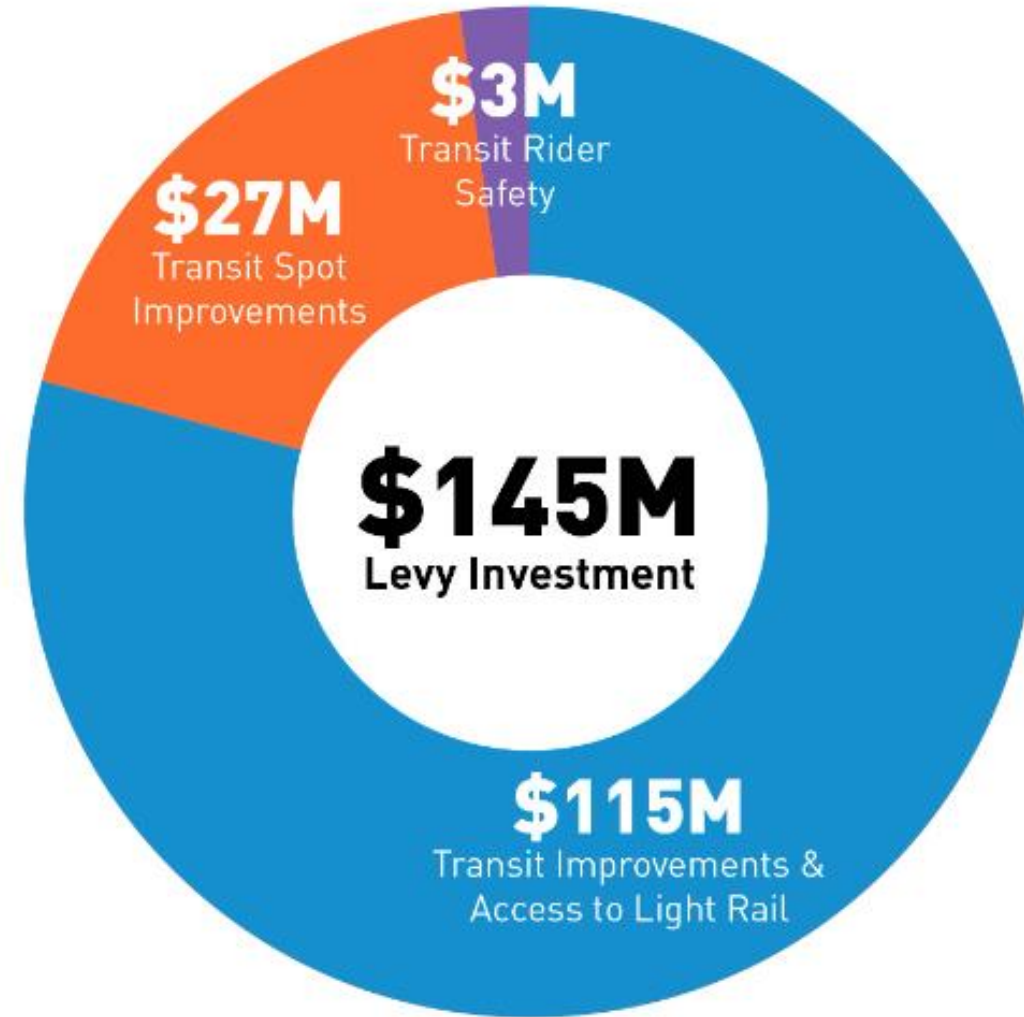
MOBILITY & ECONOMIC VITALITY



LIVABILITY



MAINTENANCE & MODERNIZATION



Pedestrian Safety

COMMITMENTS

- ✓ 280 blocks of new sidewalks - 30 along frequent transit network
- ✓ Sidewalk surge: deliver 250 blocks in first 4 years
- ✓ Support for 10,000 accessible curb ramps
- ✓ 34,000 sidewalk spot repairs on buckled and damaged sidewalks
- ✓ 9 stairway repairs
- ✓ New and upgraded crosswalks
- ✓ Sidewalk and infrastructure repair and funding strategies

SAFETY



EQUITY



SUSTAINABILITY



MOBILITY & ECONOMIC VITALITY



LIVABILITY



MAINTENANCE & MODERNIZATION



\$3.5M

Stairways

\$14M

Crossing Improvements

\$19M

Sidewalk Safety Repair

\$30M
ADA Program

\$135M
Levy Investment

\$5M
Sidewalk & Infrastructure Strategies

\$63M
New Sidewalks



New approach to sidewalks

- What we heard
 - Disability Rights Washington engaged the Mayor's Office and SDOT, requesting **greater urgency** to Seattle's sidewalk challenges – echoed by many stakeholders
- Proposal
 - **Doubles** the rate of new sidewalk construction starting in year 1
 - **Continues** building 250 blocks of new sidewalks through year 4
 - **Creates** a task force to investigate and implement sidewalk and infrastructure repair and funding strategies



Goal is to increase the pace of construction, reevaluate current practices, and find longer-term solutions to create accessible streets for all

Bicycle Safety

COMMITMENTS

SAFETY



EQUITY



SUSTAINABILITY



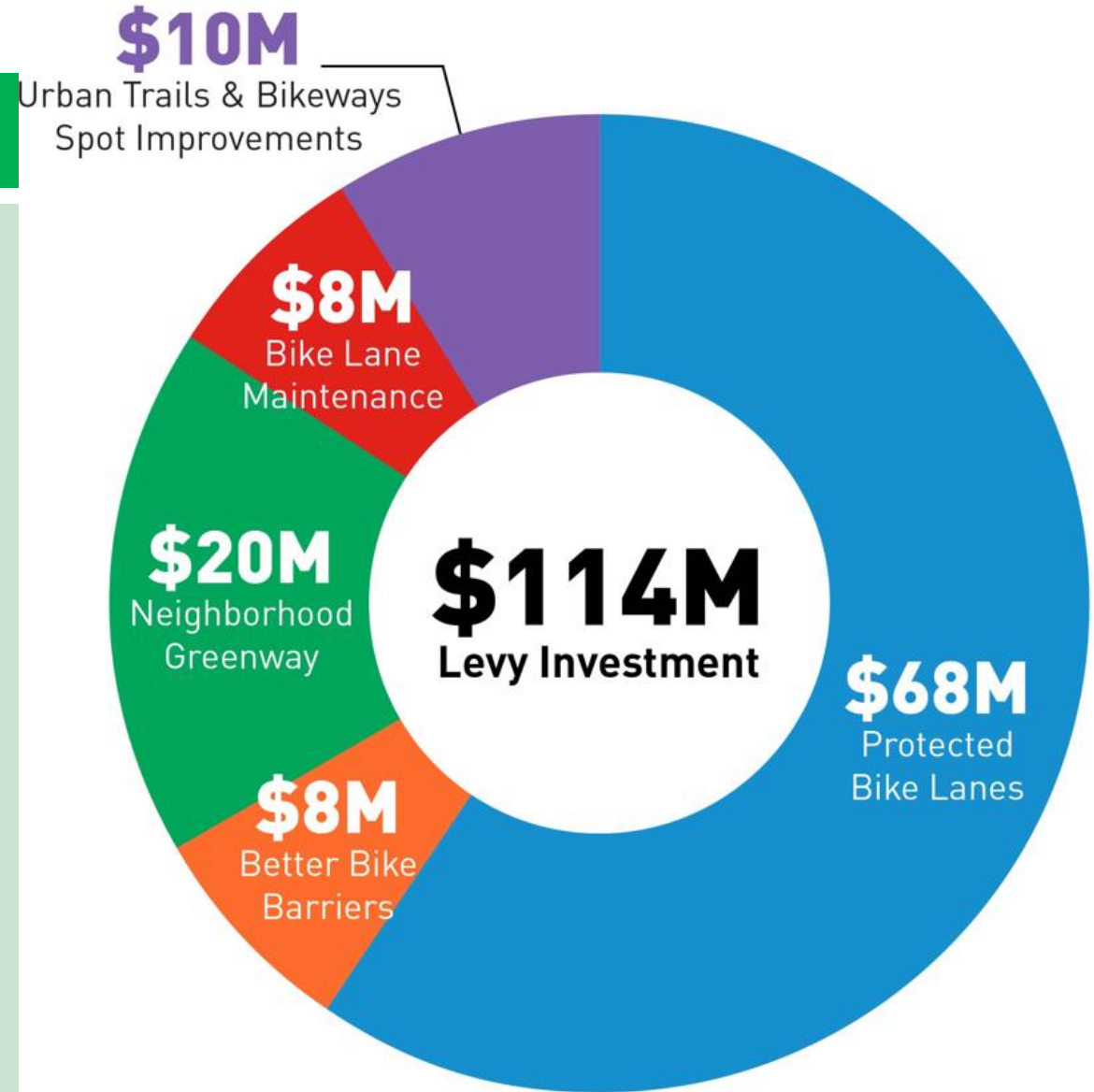
LIVABILITY



MOBILITY & ECONOMIC VITALITY



- ✓ 5 new neighborhood greenways - focus on K-8 public schools and south Seattle
- ✓ Regular sweeping and barrier repair
- ✓ Close gaps in the all ages and abilities bicycle network
- ✓ Upgrade 30% of existing protected bike lanes with improved barriers or buffers
- ✓ Make safety improvements to existing bike lanes, trails and neighborhood greenways



Signals and Operations

COMMITMENTS

SAFETY



EQUITY



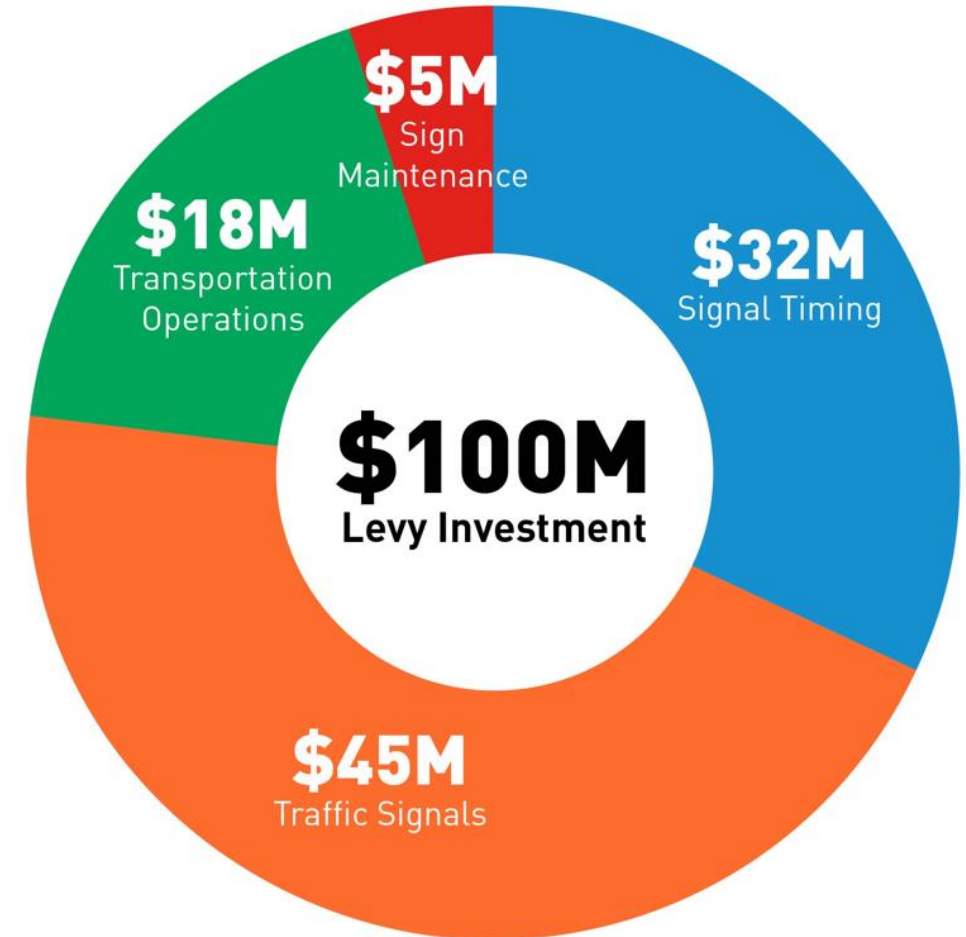
MOBILITY & ECONOMIC VITALITY



MAINTENANCE & MODERNIZATION



- ✓ 40 corridor signal timing projects
- ✓ 4 Intelligent Transportation System projects
- ✓ New traffic signals at 10 locations
- ✓ Major maintenance on 40 traffic signals
- ✓ Accessible pedestrian signals at 50 crossings
- ✓ Preventative traffic signal maintenance
- ✓ 5,500 signs replaced
- ✓ Research and respond to ~24,000 constituent inquiries
- ✓ 24/7 service in the Transportation Operations Center



Freight and Goods Movement

SAFETY



EQUITY



MOBILITY & ECONOMIC VITALITY

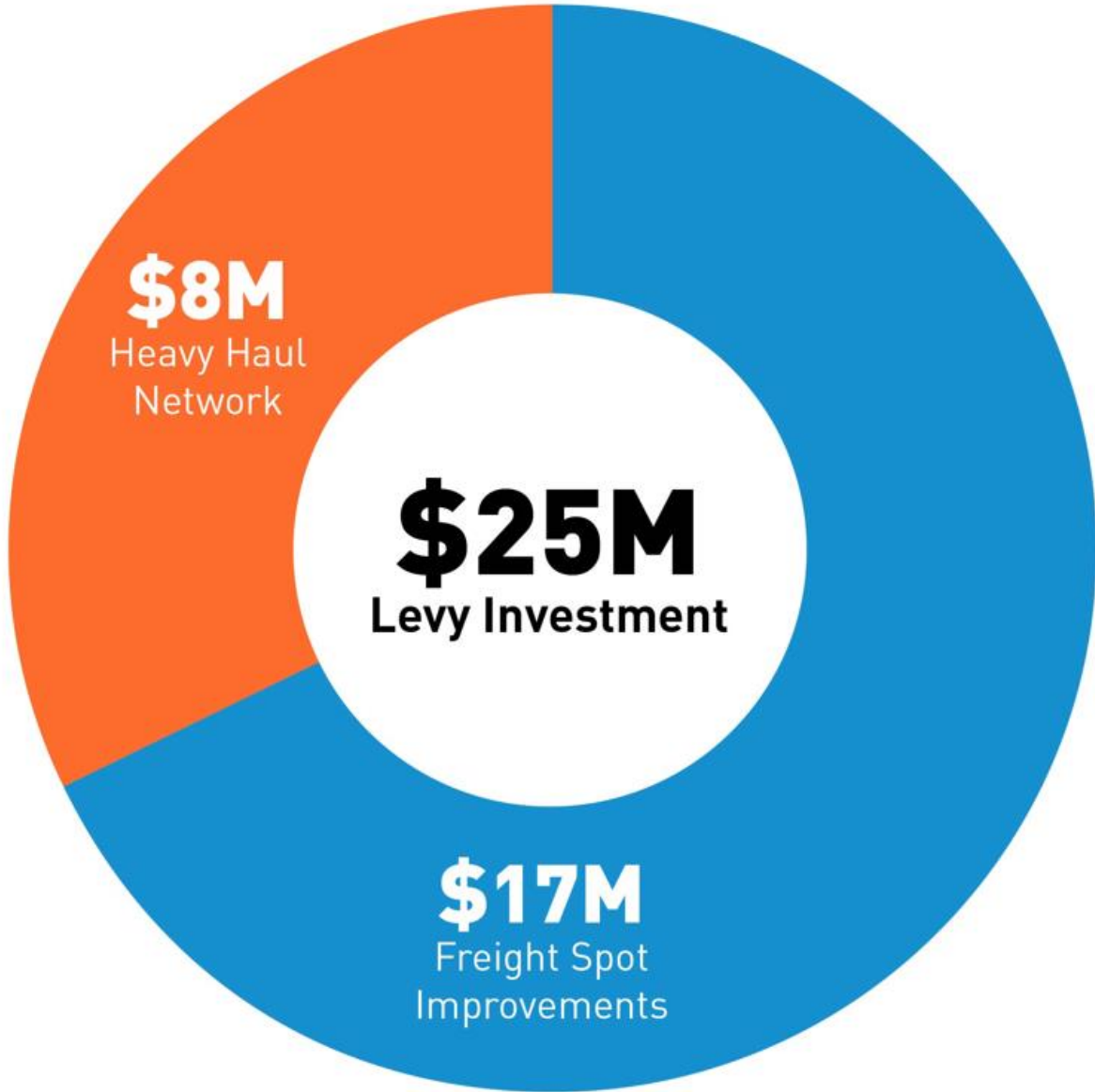


MAINTENANCE & MODERNIZATION



COMMITMENTS

- ✓ 32 investments to improve truck movement, intersection upgrades, and additional truck parking
- ✓ Additional paving on the Heavy Haul Network in partnership with the Port of Seattle



Climate and Resiliency

COMMITMENTS

EQUITY



SUSTAINABILITY



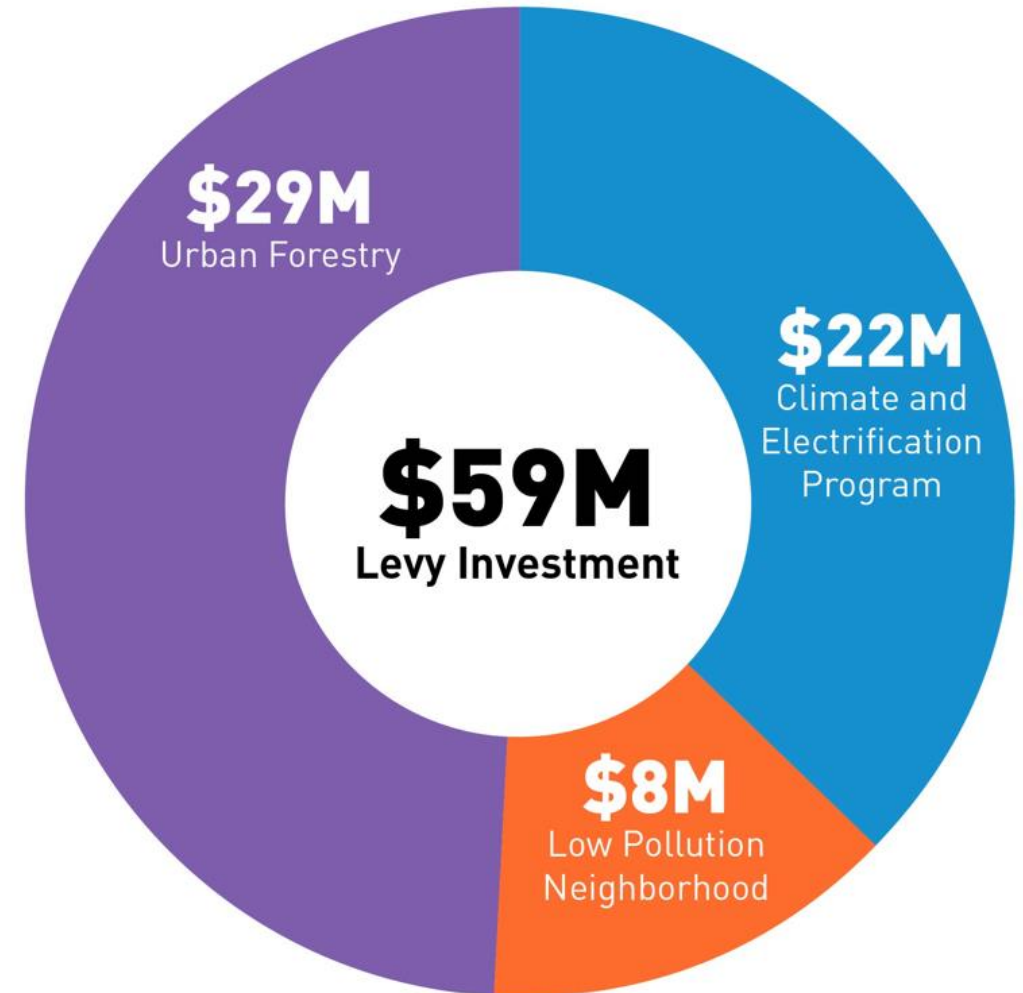
MOBILITY & ECONOMIC VITALITY



LIVABILITY



- ✓ Expand public electric vehicle charging at public facilities in partnership with Seattle City Light and operating departments
- ✓ Pursue grants for transportation electrification
- ✓ 3 low pollution neighborhood pilot projects
- ✓ Meet the 3 to 1 tree replacement requirement
- ✓ Expand tree species diversity
- ✓ Expand tree canopy in neighborhoods that have had less investment in tree planting and care



People Streets and Public Spaces

COMMITMENTS

SAFETY



EQUITY



SUSTAINABILITY



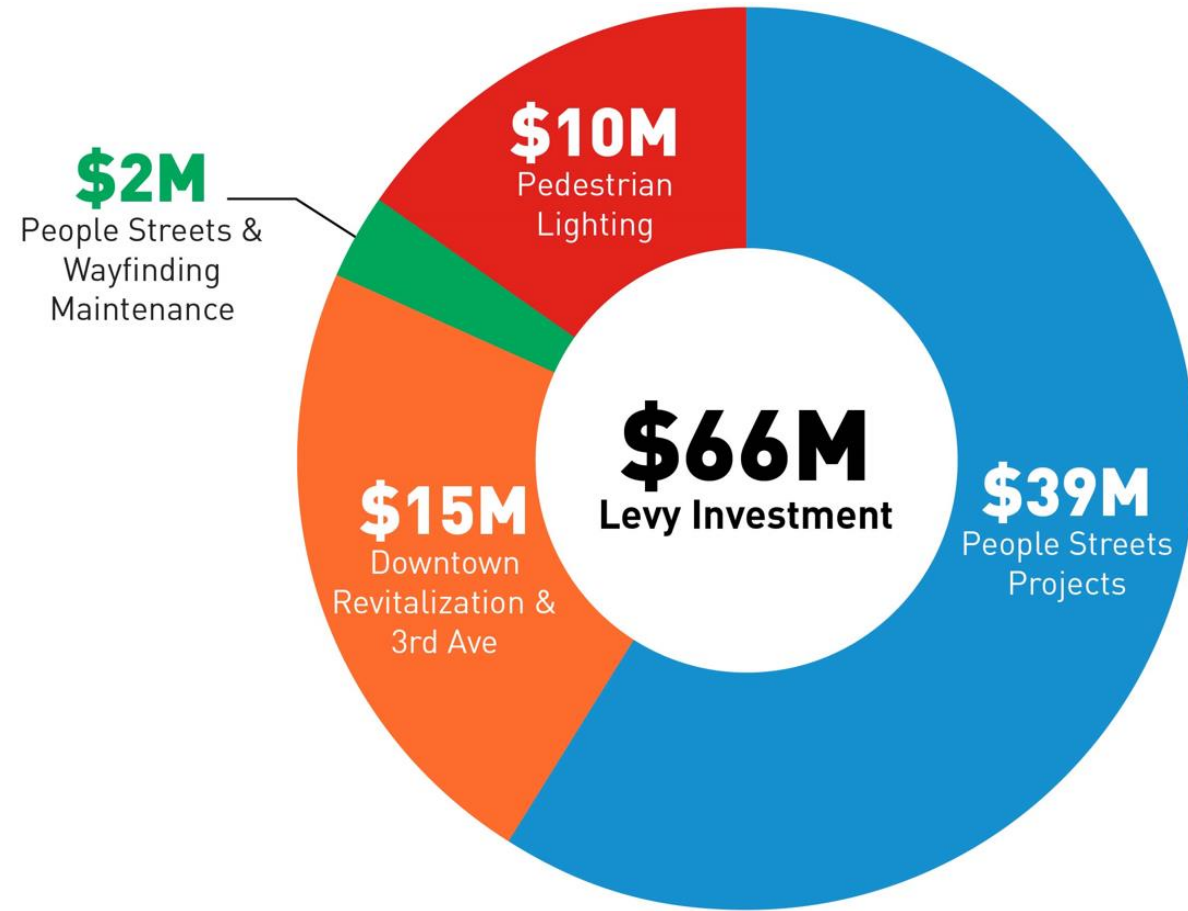
MOBILITY & ECONOMIC VITALITY



LIVABILITY



- ✓ 8 People Street Projects
- ✓ 8 Public Space investments
- ✓ Spot improvements
- ✓ Pilot projects in equity priority areas
- ✓ Downtown Activation and 3rd Avenue
- ✓ Maintenance for activation projects
- ✓ Citywide wayfinding maintenance and expansion
- ✓ Pedestrian lighting leading to transit stops



Next Steps

Seattle City Council Select Committee will deliberate and make a final decision on whether to send a Levy proposal to the ballot for consideration by Seattle voters.

Select Committee Meetings

Meeting Date	Time
May 7, 2024 - completed	10:30 a.m.
May 21, 2024	10:30 a.m. (or after the Transportation Committee meeting)
May 21, 2024 (Public Hearing)	4:30 p.m.
June 4, 2024	10:30 a.m. (or after the Transportation Committee meeting)
June 4, 2024 (Public Hearing)	4:30 p.m.
June 18, 2024	10:30 a.m. (or after the Transportation Committee meeting)
July 2, 2024	10:30 a.m. (or after the Transportation Committee meeting)

The Select Committee will meet at City Hall, Council Chambers, unless noted otherwise.

Thank you

