



Seattle Police Department

**SEA** / STAT

February 4, 2015

# PRINCIPLES OF SEASTAT

## **1. Accurate and Timely Information**

Know what is happening

## **2. Effective Tactics**

Have a plan

## **3. Rapid Deployment**

Do it quickly

## **4. Relentless Follow-Up and Assessment**

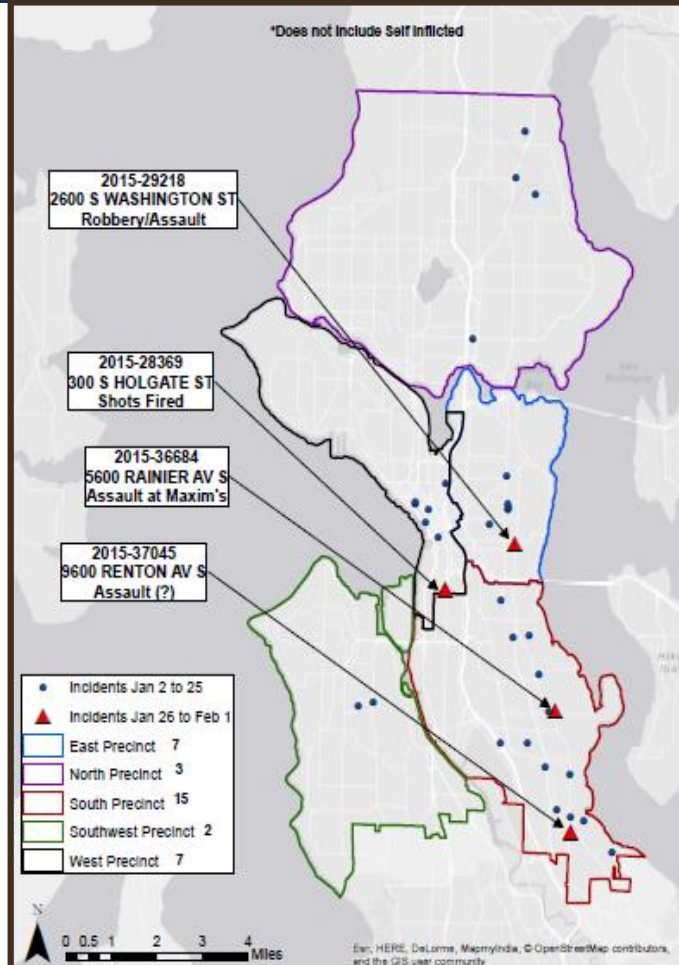
If it works, do more. If not, do something else

# FORMULATING CRIME REDUCTION STRATEGIES

Focus on...

- *Problem Locations*
- *Prolific Offenders*
- *Repeat and Vulnerable Victims*

# Shots Fired



# CITYWIDE MAJOR CRIME: 28 DAYS

Citywide Major Crime for December 28, 2014 to January 24, 2015

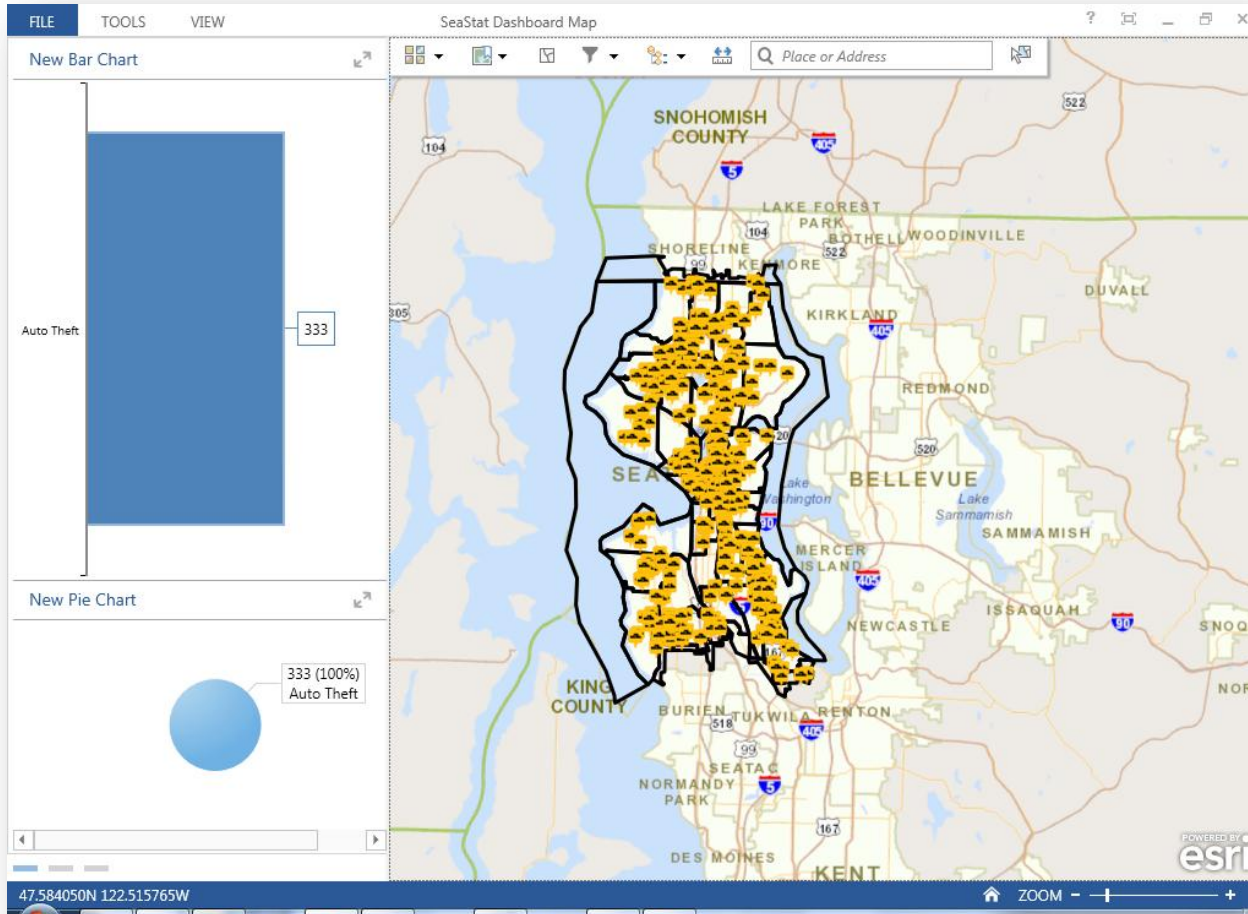
Crime Category	Week 1 12/28-1/3	Week 2 1/4-1/10	Week 3 1/11-1/17	Week 4 1/18-1/24	Total	Line Graph
Homicide	1	0	0	0	1	
Rape	2	3	0	1	6	
Robbery	25	35	33	29	122	
Aggravated Assault	29	17	39	42	127	
<b>Person Crime</b>	<b>57</b>	<b>55</b>	<b>72</b>	<b>72</b>	<b>256</b>	
Burglary	140	128	111	117	496	
Larceny-Theft	454	472	444	432	1802	
Auto Theft	91	84	81	90	346	
<b>Property Crime</b>	<b>685</b>	<b>684</b>	<b>636</b>	<b>639</b>	<b>2644</b>	
<b>Total</b>	<b>742</b>	<b>739</b>	<b>708</b>	<b>711</b>	<b>2900</b>	

Data counts are dynamic and subject to change based on transcription and reclassification.

Crime categories are incident-based (not victim) and follow the FBI UCR hierarchy classification guideline.

Data was extracted on 2/3/15 from SPD RMS (Reposit) and exclude unfounded and non precinct-based locations.

# GIS DASHBOARD: AUTO THEFT





# PRECINCT UPDATES

## North

# NORTH PRECINCT MAJOR CRIME: 28 DAYS

## North Precinct Major Crime for December 28, 2014 to January 24, 2015

Crime Category	Week 1 12/28-1/3	Week 2 1/4-1/10	Week 3 1/11-1/17	Week 4 1/18-1/24	Total	Line Graph
Homicide	0	0	0	0	0	
Rape	0	0	0	1	1	
Robbery	2	11	5	7	25	
Aggravated Assault	5	6	11	13	35	
<b>Person Crime</b>	<b>7</b>	<b>17</b>	<b>16</b>	<b>21</b>	<b>61</b>	
Burglary	56	45	50	42	193	
Larceny-Theft	132	145	123	107	507	
Auto Theft	23	28	23	31	105	
<b>Property Crime</b>	<b>211</b>	<b>218</b>	<b>196</b>	<b>180</b>	<b>805</b>	
<b>Total</b>	<b>218</b>	<b>235</b>	<b>212</b>	<b>201</b>	<b>866</b>	

Data counts are dynamic and subject to change based on transcription and reclassification.

Crime categories are incident-based (not victim) and follow the FBI UCR hierarchy classification guideline.

Data was extracted on 2/3/15 from SPD RMS (Reposit) and exclude unfounded and non precinct-based locations.



# PRECINCT UPDATES

A large, dark, circular sculpture with a central hole, set against a background of a lake, trees, and the Space Needle. The sculpture is made of a dark, possibly black, material and has a complex, organic shape with several smaller circular indentations. The central hole provides a view of the Space Needle in the distance, framed by a circular opening. The background shows a body of water, green trees, and a blue sky with white clouds.

**East**

# EAST PRECINCT MAJOR CRIME: 28 DAYS

East Precinct Major Crime for December 28, 2014 to January 24, 2015

Crime Category	Week 1 12/28-1/3	Week 2 1/4-1/10	Week 3 1/11-1/17	Week 4 1/18-1/24	Total	Line Graph
Homicide	0	0	0	0	0	
Rape	1	0	0	0	1	
Robbery	4	7	3	5	19	
Aggravated Assault	8	3	4	8	23	
<b>Person Crime</b>	<b>13</b>	<b>10</b>	<b>7</b>	<b>13</b>	<b>43</b>	
Burglary	19	18	21	14	72	
Larceny-Theft	76	75	81	60	292	
Auto Theft	13	9	12	12	46	
<b>Property Crime</b>	<b>108</b>	<b>102</b>	<b>114</b>	<b>86</b>	<b>410</b>	
<b>Total</b>	<b>121</b>	<b>112</b>	<b>121</b>	<b>99</b>	<b>453</b>	

Data counts are dynamic and subject to change based on transcription and reclassification.

Crime categories are incident-based (not victim) and follow the FBI UCR hierarchy classification guideline.

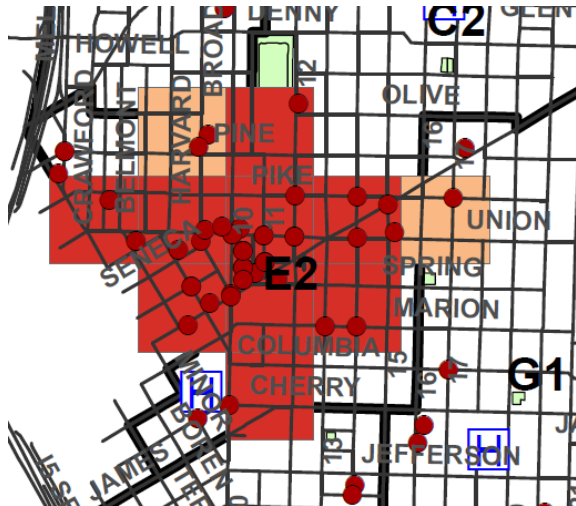
Data was extracted on 2/3/15 from SPD RMS (Reposit) and exclude unfounded and non precinct-based locations.

# EAST PRECINCT CAR PROWL: PROBLEM LOCATION FOLLOW-UP

## Problem Location:

1. QFC Parking Lot
2. Broadway /E Union Pay Lot

## Long-term Hot Spot



# East Precinct Street Robbery Pattern

Jan 1, 2015 to Feb 3, 2015

- Total 11
- Common Items Taken
  - Cell Phones and Wallets
- Most Common Means - Victims Punched
- Incidents with Gun 1

