



Seattle Police Department

SEA STAT

July 8, 2015

PRINCIPLES OF SEASTAT

1. **Accurate and Timely Information**

Know what is happening

2. **Effective Tactics**

Have a plan

3. **Rapid Deployment**

Do it quickly

4. **Relentless Follow-Up and Assessment**

If it works, do more. If not, do something else

FORMULATING CRIME REDUCTION STRATEGIES

Focus on...

- *Problem Locations*
- *Prolific Offenders*
- *Repeat and Vulnerable Victims*



CITYWIDE MAJOR CRIME

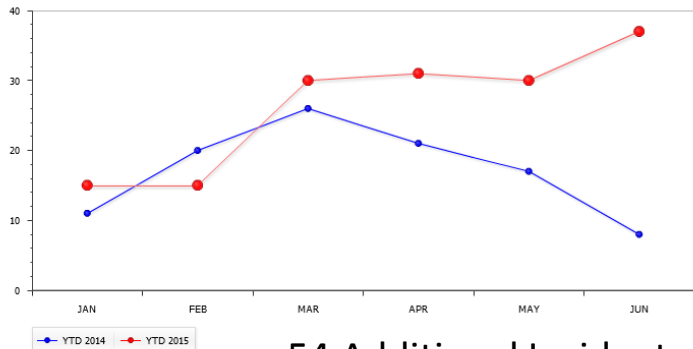
28 Day & Year to Date (YTD) Detail

Crime Category	WEEK 1 06/07 - 06/13	WEEK 2 06/14 - 06/20	WEEK 3 06/21 - 06/27	WEEK 4 06/28 - 07/04	28 DAY Total	YTD 07/04 2014	YTD 07/04 2015	YTD Amount Change	YTD % Change
Homicide	0	1	1	1	3	12	10	-2	-17%
Rape	2	1	0	2	5	56	45	-11	-20%
Robbery	22	33	39	37	131	767	794	27	+4%
DV Assault - Aggravated	15	6	13	8	42	343	293	-50	-15%
Assault-Aggravated (Excludes DV)	39	28	42	40	149	638	708	70	+11%
Person Crime TOTAL	78	69	95	88	330	1,816	1,850	34	+2%
Burglary - Residential	122	118	110	116	466	2,568	2,659	91	+4%
Burglary - Non-Residential	42	36	38	38	154	959	968	9	+1%
Larceny-Theft	246	218	197	209	870	6,231	6,122	-109	-2%
Carprowl/Theft-Auto Accessories-Auto Parts-License Plate	250	266	217	199	932	8,117	6,312	-1,805	-22%
Motor Vehicle Theft	68	89	67	60	284	2,933	1,977	-956	-33%
Property Crime TOTAL	728	727	629	622	2,706	20,808	18,038	-2,770	-13%
GRAND TOTAL	806	796	724	710	3,036	22,624	19,888	-2,736	-12%

Data derived from SPD Operations Dashboard on 7/7/15.

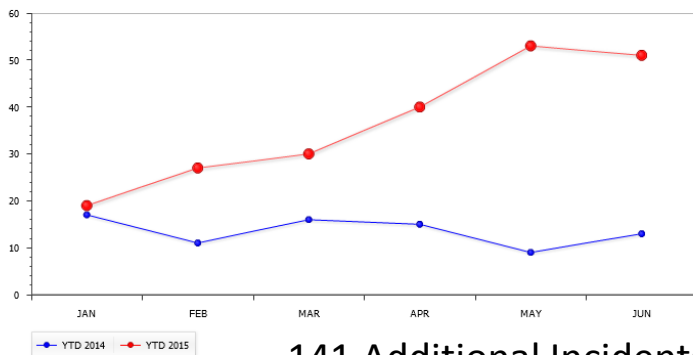
RESIDENTIAL BURGLARY – SECURE PARKING

YTD Detail EAST (BURGLARY-SECURE PARKING-RES)



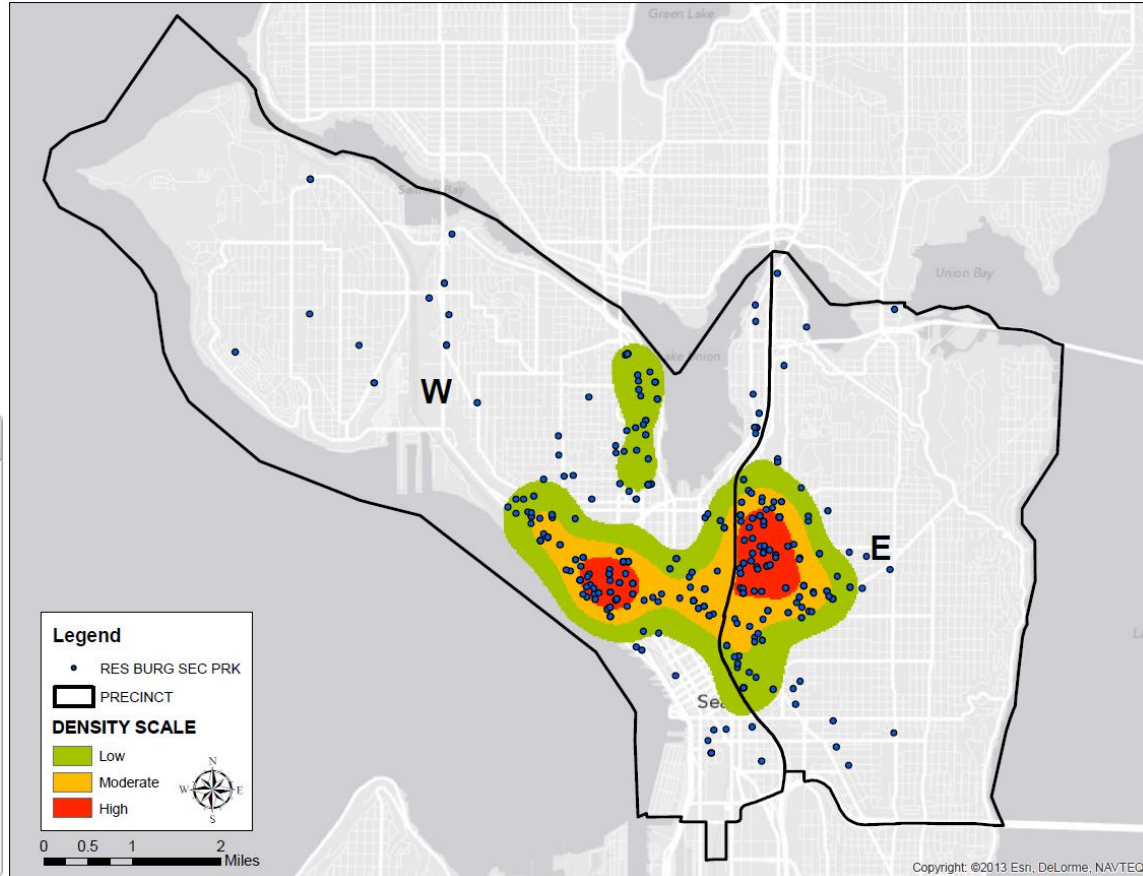
54 Additional Incidents

YTD Detail WEST (BURGLARY-SECURE PARKING-RES)



141 Additional Incidents

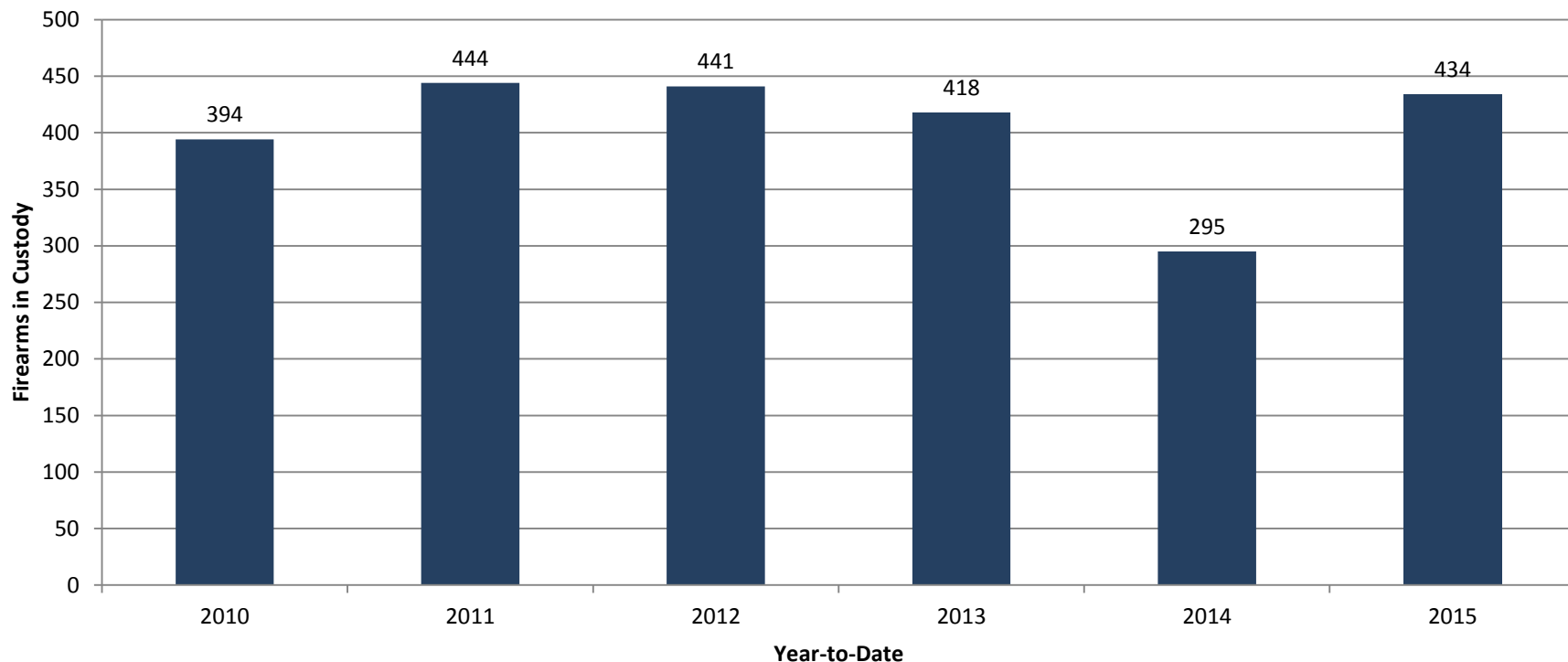
Residential Burglary - Secure Parking 2015 YTD



FIREARMS TAKEN INTO CUSTODY

Firearms Taken into Custody January 1 to June 30 (2010-2015)

Firearms taken into custody include: civilian turn-ins; surrenders; found property; and criminal investigations.

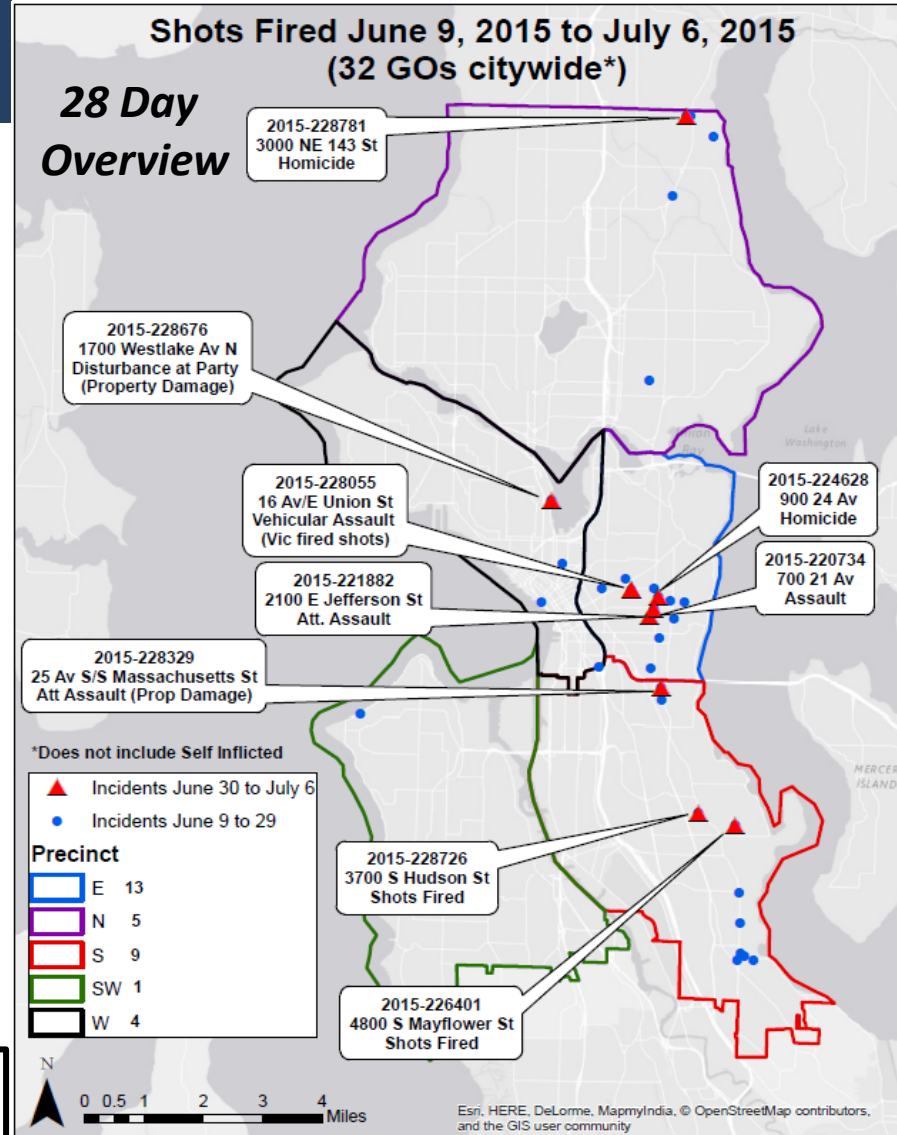
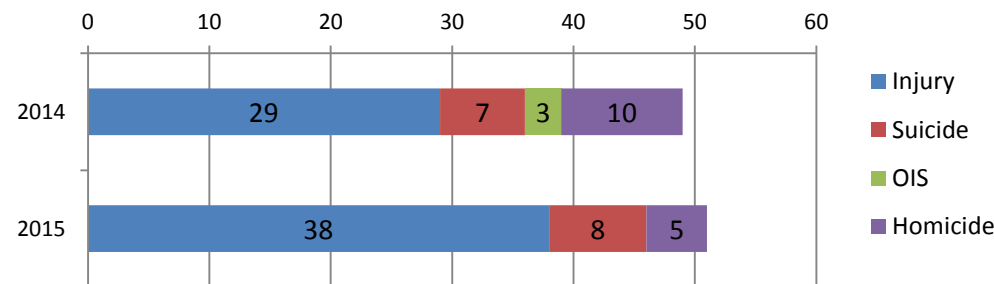


CITYWIDE SHOTS FIRED

Shots Fired Count by Year January 1 to July 6 (2012-2015)



Shots Fired Resulting in Injury or Death January 1 to July 6 (2014 and 2015)



Crime Gun Task Force

NIBIN/IBIS Hits YTD 2015: 107

PRECINCT UPDATES

West



WEST PRECINCT MAJOR CRIME

28 Day & Year to Date (YTD) Detail WEST

Crime Category	WEEK 1 06/07 - 06/13	WEEK 2 06/14 - 06/20	WEEK 3 06/21 - 06/27	WEEK 4 06/28 - 07/04	28 DAY Total	YTD 07/04 2014	YTD 07/04 2015	YTD Amount Change	YTD % Change
Homicide	0	0	1	0	1	5	3	-2	-40%
Rape	0	1	0	2	3	16	7	-9	-56%
Robbery	8	7	11	6	32	240	227	-13	-5%
DV Assault - Aggravated	1	1	0	1	3	51	41	-10	-20%
Assault-Aggravated (Excludes DV)	7	9	18	10	44	208	202	-6	-3%
Person Crime TOTAL	16	18	30	19	83	520	480	-40	-8%
Burglary - Residential	30	29	23	19	101	298	493	195	+65%
Burglary - Non-Residential	14	9	11	12	46	281	306	25	+9%
Larceny-Theft	89	59	59	74	281	2,026	2,018	-8	-0%
Carprowl/Theft-Auto Accessories-Auto Parts-License Plate	75	59	63	53	250	2,344	1,921	-423	-18%
Motor Vehicle Theft	14	17	16	6	53	432	261	-171	-40%
Property Crime TOTAL	222	173	172	164	731	5,381	4,999	-382	-7%
GRAND TOTAL	238	191	202	183	814	5,901	5,479	-422	-7%

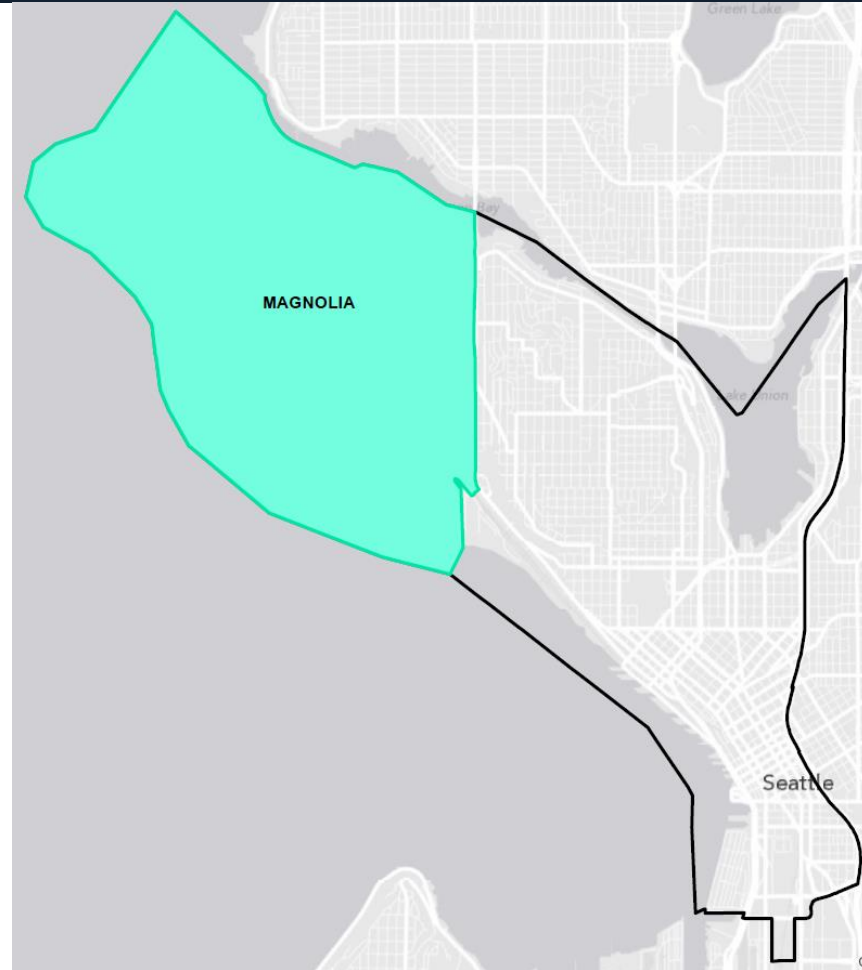
Data derived from SPD Operations Dashboard on 7/7/15.

MICRO COMMUNITY POLICING PLAN

Magnolia

Priorities

1. Burglary
2. Car Prowl
3. Car Campers
4. Transient Camps



PRECINCT UPDATES

South



SOUTH PRECINCT MAJOR CRIME

28 Day & Year to Date (YTD) Detail SOUTH

Crime Category	WEEK 1 06/07 - 06/13	WEEK 2 06/14 - 06/20	WEEK 3 06/21 - 06/27	WEEK 4 06/28 - 07/04	28 DAY Total	YTD 07/04 2014	YTD 07/04 2015	YTD Amount Change	YTD % Change
Homicide	0	1	0	0	1	1	2	1	+100%
Rape	1	0	0	0	1	6	5	-1	-17%
Robbery	6	8	11	9	34	196	155	-41	-21%
DV Assault - Aggravated	3	2	8	3	16	105	88	-17	-16%
Assault-Aggravated (Excludes DV)	9	5	3	9	26	113	119	6	+5%
Person Crime TOTAL	19	16	22	21	78	421	369	-52	-12%
Burglary - Residential	18	15	12	15	60	599	424	-175	-29%
Burglary - Non-Residential	2	4	4	5	15	122	131	9	+7%
Larceny-Theft	34	21	14	18	87	666	584	-82	-12%
Carprowl/Theft-Auto Accessories-Auto Parts-License Plate	22	30	28	36	116	1,264	799	-465	-37%
Motor Vehicle Theft	19	16	16	22	73	494	393	-101	-20%
Property Crime TOTAL	95	86	74	96	351	3,145	2,331	-814	-26%
GRAND TOTAL	114	102	96	117	429	3,566	2,700	-866	-24%

Data derived from SPD Operations Dashboard on 7/7/15.

SOUTH PRECINCT

Non-Residential Burgs

May 3 to June 27, 2015

Number of Incidents 40

Type of Entry

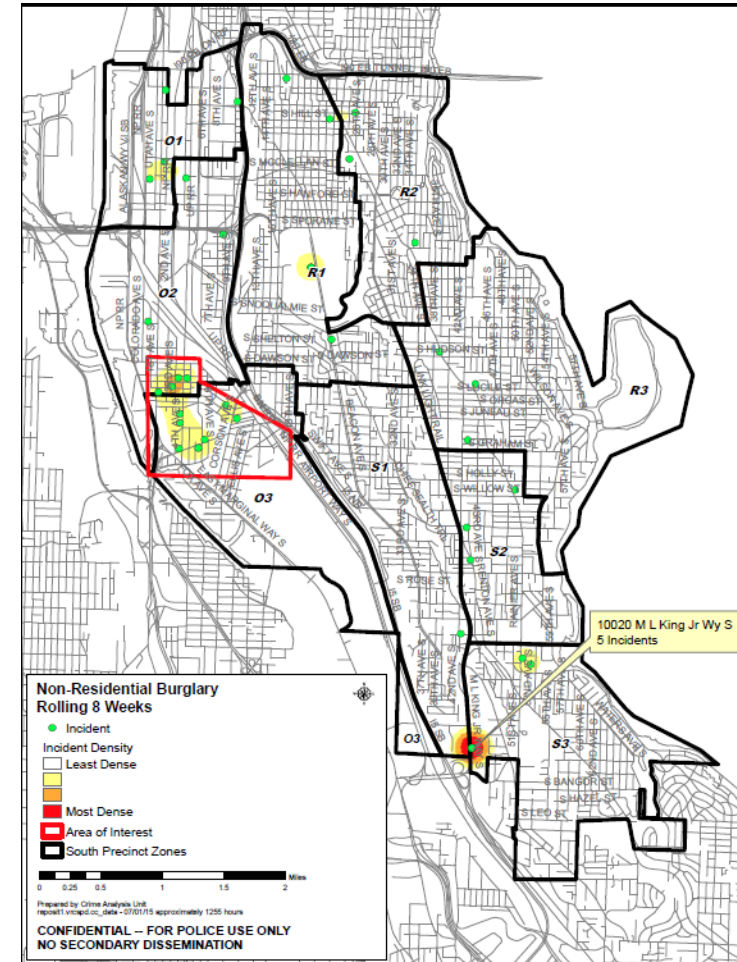
Force 31 None Force 9

Days of Week

Sunday; Monday; Tuesday; Friday

Time of Day

0400-0500 (most common)



SOUTH PRECINCT

Street Robbery

January 1 to June 23, 2015

Incidents per Month

January	14
February	18
March	12
April	17
May	21
June 1-23	23

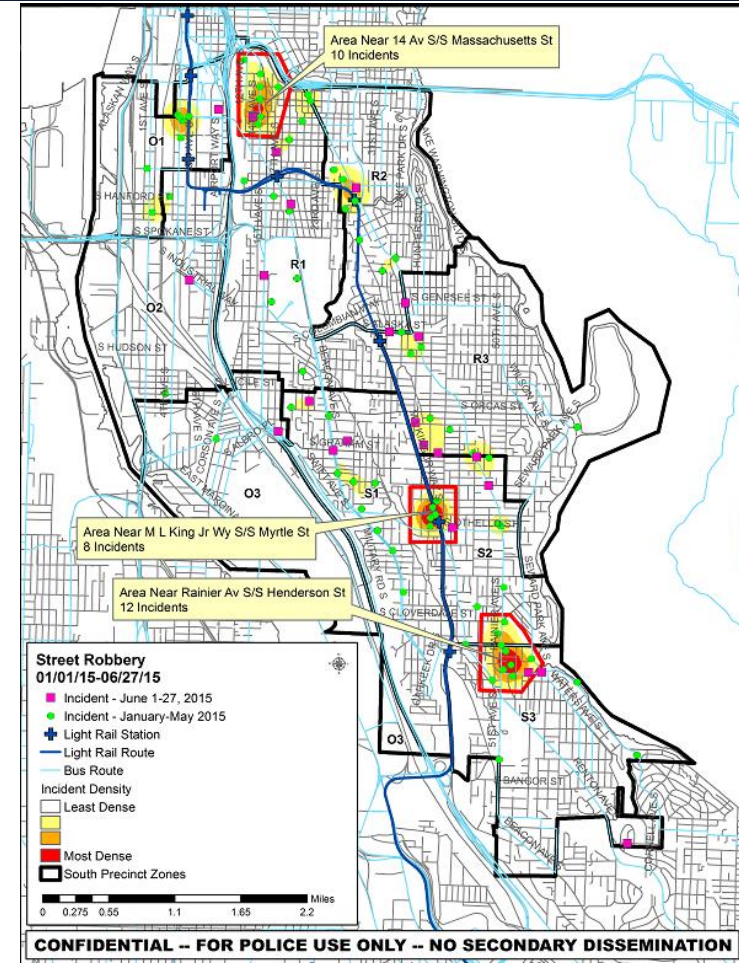
Method

Body Force	57
Gun	35
Weapon	13

Time of Day

1300 – 2300 hours

- Arrest made in 20 incidents
- Unkn Suspect Demographics: Most Frequent B/Ms
- Victim Demographics: B/Ms; W/M; A/Ms; A/Fs

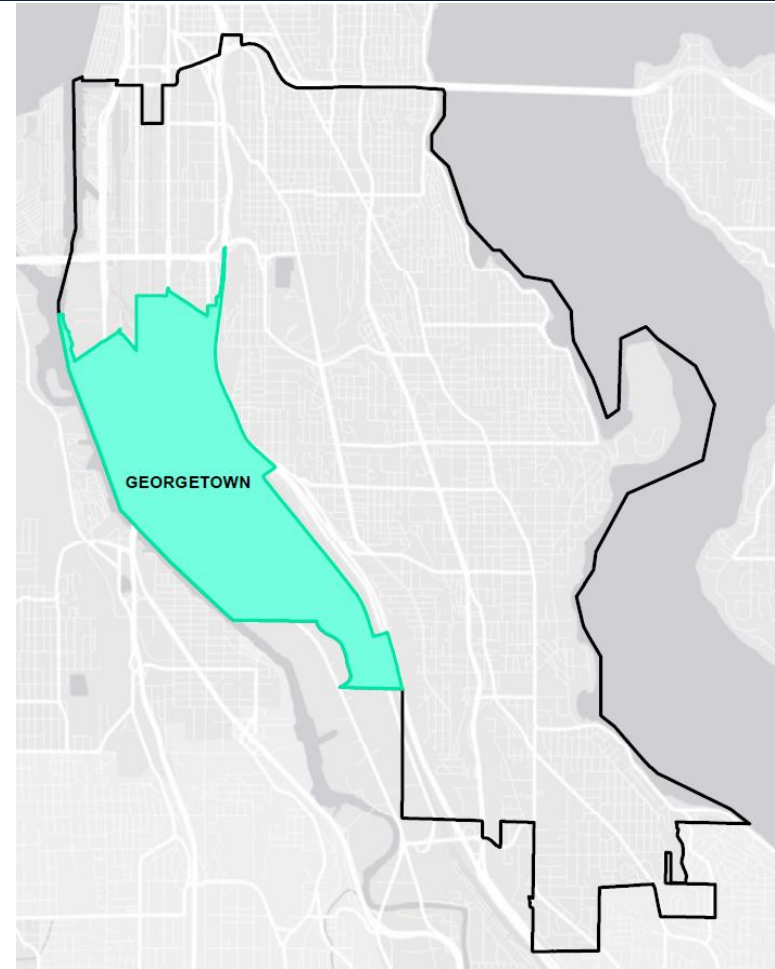


MICRO COMMUNITY POLICING PLAN

Georgetown

Priorities

1. Metal Theft
2. Transients
3. Prostitution
4. Narcotics
5. Graffiti



PRECINCT UPDATES

Southwest



SOUTHWEST PRECINCT MAJOR CRIME

28 Day & Year to Date (YTD) Detail SW

Crime Category	WEEK 1 06/07 - 06/13	WEEK 2 06/14 - 06/20	WEEK 3 06/21 - 06/27	WEEK 4 06/28 - 07/04	28 DAY Total	YTD 07/04 2014	YTD 07/04 2015	YTD Amount Change	YTD % Change
Homicide	0	0	0	0	0	0	1	1	
Rape	1	0	0	0	1	8	6	-2	-25%
Robbery	0	2	2	2	6	59	68	9	+15%
DV Assault - Aggravated	3	0	2	1	6	52	36	-16	-31%
Assault-Aggravated (Excludes DV)	6	0	1	1	8	47	53	6	+13%
Person Crime TOTAL	10	2	5	4	21	166	164	-2	-1%
Burglary - Residential	13	8	10	11	42	232	251	19	+8%
Burglary - Non-Residential	4	4	5	4	17	74	82	8	+11%
Larceny-Theft	33	30	15	12	90	506	521	15	+3%
Carprowl/Theft-Auto Accessories-Auto Parts-License Plate	12	10	14	18	54	454	474	20	+4%
Motor Vehicle Theft	10	7	14	6	37	250	267	17	+7%
Property Crime TOTAL	72	59	58	51	240	1,516	1,595	79	+5%
GRAND TOTAL	82	61	63	55	261	1,682	1,759	77	+5%

Data derived from SPD Operations Dashboard on 7/7/15.

SOUTHWEST PRECINCT

Highland Park Auto Theft Hotspot

June 24 to July 1st, 2015

Number of Incidents 7

- Three recovered

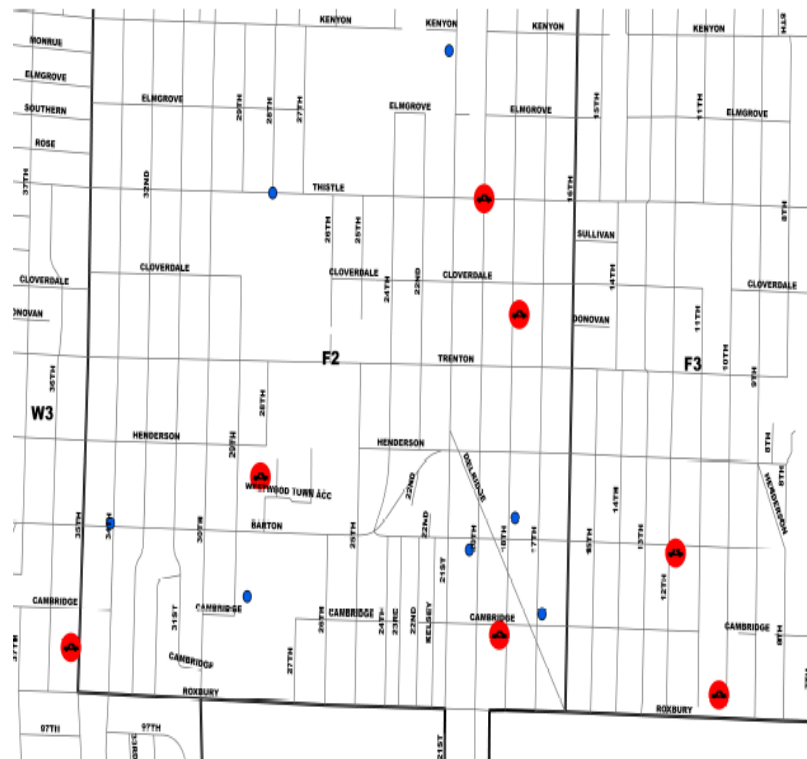
Day of the Week

No Significant Day of Week

Time of Day

Evening Hours

- Two of Three Recovered had Ignition Damage



MICRO COMMUNITY POLICING PLAN

South Park

Priorities

1. Property Crime
 - Burgs, Auto Theft, Car Prowl
2. Drug Houses
3. Graffiti
4. Safety in the Parks

