




PRINCIPLES OF SEASTAT

- 1. Accurate and Timely Information**
Know what is happening.
- 2. Effective Tactics**
Have a plan.
- 3. Rapid Deployment**
Do it quickly.
- 4. Relentless Follow-up and Assessment**
If it works, do more. If not, do something else.

CRIME REDUCTION STRATEGIES

Focus on:

- Problem Locations*
- Prolific Offenders*
- Repeat and Vulnerable Victims*





SeaStat Crime Dashboard

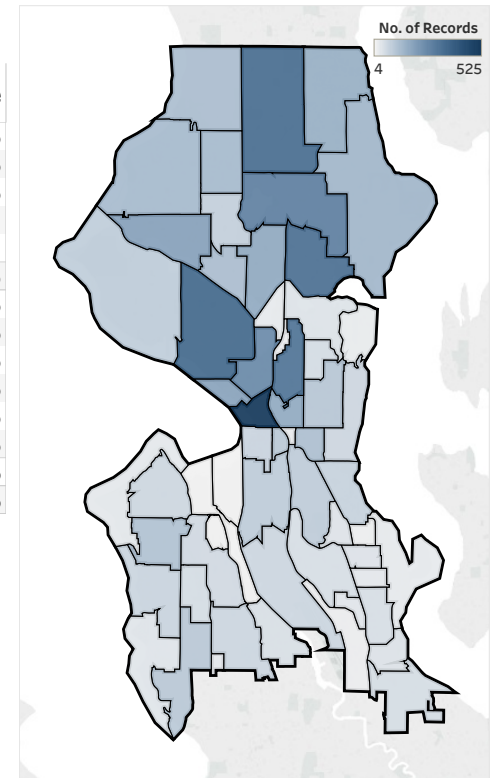
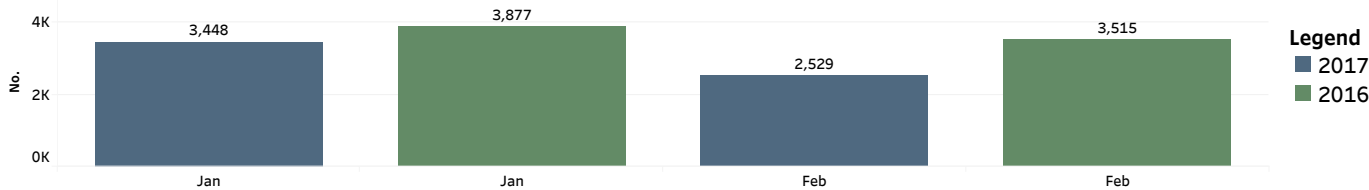
Crime counts are based on the primary offense within a single incident, and **do not represent the number of victims**, or associated offenses within an incident. Crime data is dynamic and will change based on reporting and investigative updates.

PRECINCT: All SECTOR: All BEAT: All NEIGHBORHOOD: All CRIME GROUP: Multiple values CRIME CATEGORY: All CRIME SUBCATEGORY: All CRIME DESCRIPTION: All

Precinct: **All** MCPP: **All** Crime Group: **PERSON & PROPERTY** Crime Category: **All**

Last Update: 3/1/2017 4:17:46 AM

CRIME GROUP	CRIME CATEGORY	YTD 2017	YTD 2016	YTD Amt. Change	YTD % Change
PERSON	HOMICIDE	2	6	-4	-67%
	SEX OFFENSE	93	115	-22	-19%
	ROBBERY	218	242	-24	-10%
	AGGRAVATED ASSAULT	215	224	-9	-4%
	AGGRAVATED ASSAULT-DV	117	120	-3	-3%
	Total	645	707	-62	-9%
PROPERTY	ARSON	30	16	14	88%
	BURGLARY-RESIDENTIAL	736	911	-175	-19%
	BURGLARY-COMMERCIAL	363	426	-63	-15%
	LARCENY-THEFT	1,511	1,930	-419	-22%
	CAR PROWL	2,145	2,677	-532	-20%
	MOTOR VEHICLE THEFT	547	725	-178	-25%
	Total	5,332	6,685	-1,353	-20%
Grand Total		5,977	7,392	-1,415	-19%





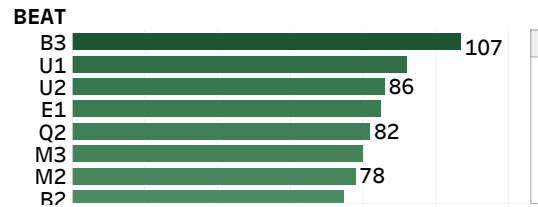
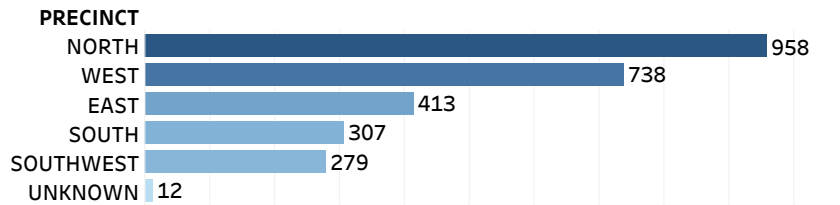
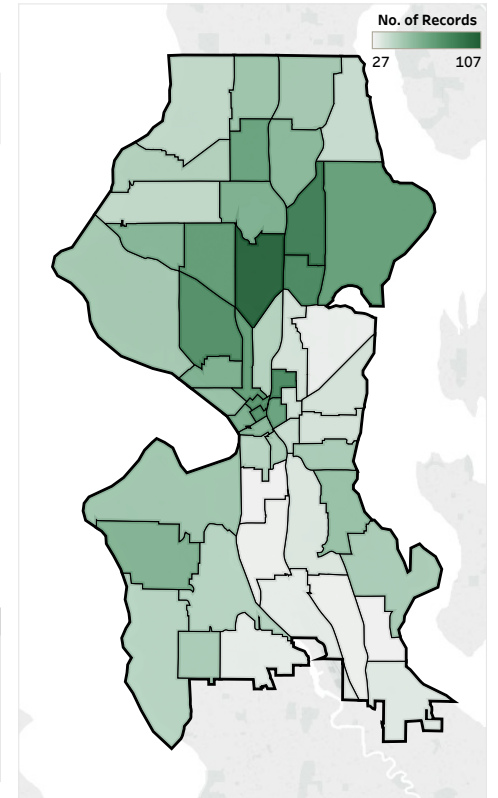
SeaStat Crime Dashboard

Crime counts are based on the primary offense within a single incident, and do not represent the number of victims, or associated offenses within an incident. Crime data is dynamic and will change based on reporting and investigative updates.

Time Frame: 1/29/2017 12:00:00 AM and Null values
 PRECINCT: All
 SECTOR: All
 BEAT: All
 NEIGHBORHOOD: All
 CRIME GROUP: Multiple values
 CRIME CATEGORY: All
 CRIME SUBCATEGORY: All
 CRIME DESCRIPTION: All

Precinct: **All** MCPP: **All** Crime Group: **PERSON & PROPERTY** Crime Category: **All**
Last Update: 3/1/2017 4:17:46 AM

CRIME GROUP	CRIME CATEGORY	01/29	02/05	02/12	02/19	Grand Total
PERSON	HOMICIDE	1				1
	SEX OFFENSE	10	5	8	12	35
	ROBBERY	25	23	34	25	107
	AGGRAVATED ASSAULT	23	25	30	21	99
	AGGRAVATED ASSAULT-DV	12	17	21	7	57
PROPERTY	ARSON	4	4	6	2	16
	BURGLARY-RESIDENTIAL	94	76	77	79	326
	BURGLARY-COMMERCIAL	48	46	36	30	160
	LARCENY-THEFT	164	177	178	157	676
	CAR PROWL	231	215	250	261	957
	MOTOR VEHICLE THEFT	60	63	78	72	273
Grand Total		672	651	718	666	2,707





SeaStat Shots Fired Dashboard

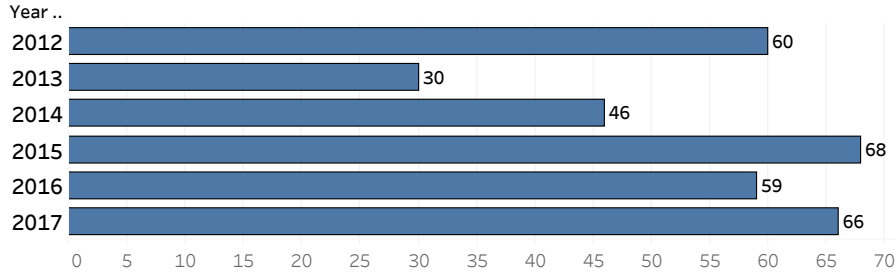
Shots Fired include injury and non-injury firearm-related incidents. Shootings are firearm-related incidents that resulted in injury or death. Self-inflicted and officer-involved shootings are not included. Report inception: 2012.

Year: 2017
Precinct: All
Beat: All

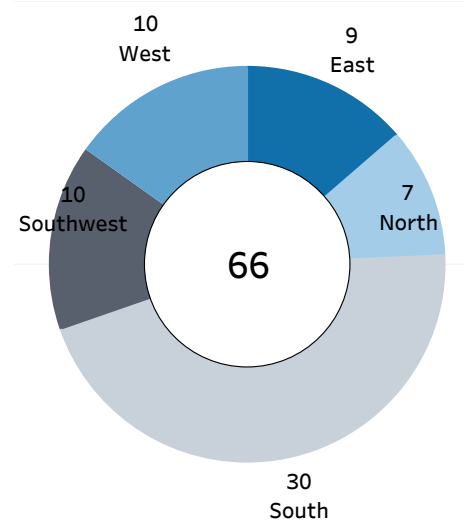
Last Update: 2/27/17

Shots Fired Report

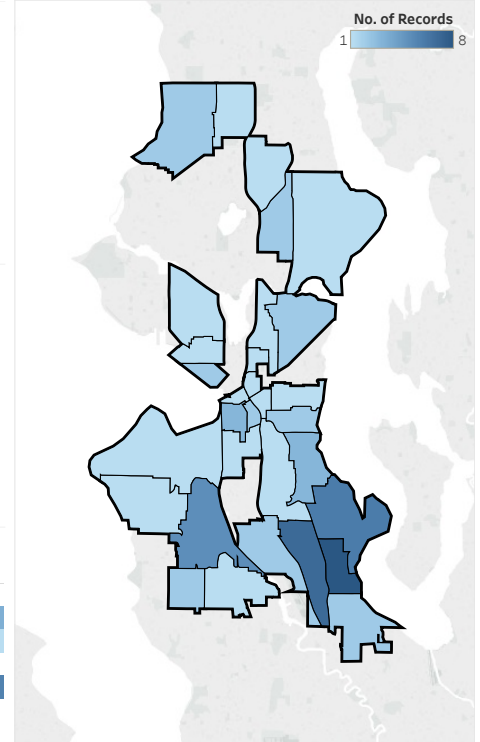
Shots Fired YTD



Shots Fired by Precinct



Citywide Shots Fired by Beat



Shootings YTD

