



PRINCIPLES OF SEASTAT

Accurate and Timely Information

Know what is happening.

Effective Tactics

Have a plan.

Rapid Deployment

Do it quickly.

Relentless Follow-up and Assessment

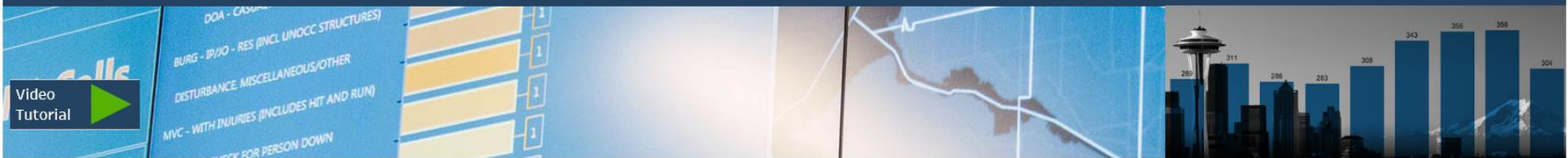
If it works, do more. If not, do something else.

CRIME REDUCTION STRATEGIES

Focus on:

- Problem Locations*
- Prolific Offenders*
- Repeat and Vulnerable Victims*
- Community Engagement*
- Partnerships*

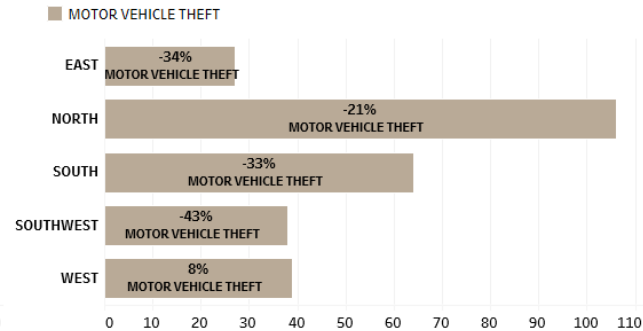
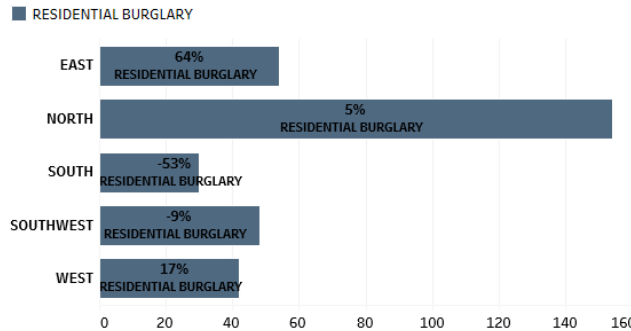
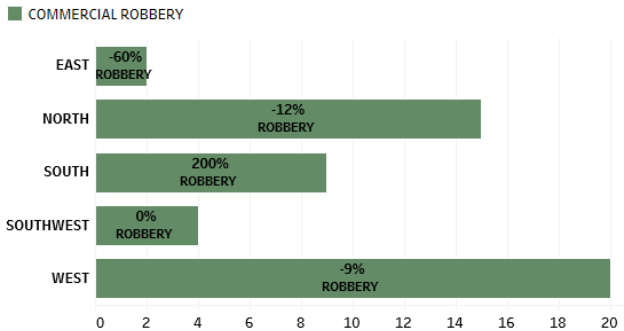
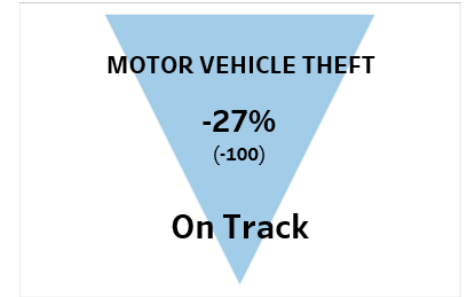
Reducing Crime & Disorder | Excellence in Service | Honor & Professionalism | Business Efficiency | Data-Driven Policies & Practices





2019 CRIME REDUCTION GOALS

Reduce Commercial Robbery by 2% | Reduce Residential Burglary by 5% | Reduce Motor Vehicle Theft by 5%



2019 CRIME OVERVIEW



SeaStat Crime Dashboard

Time Frame: YTD

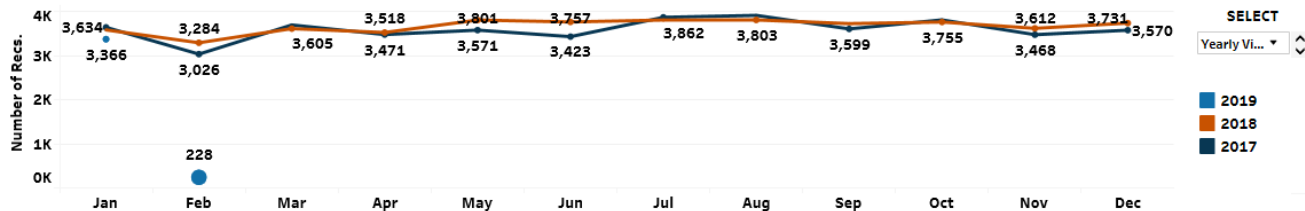
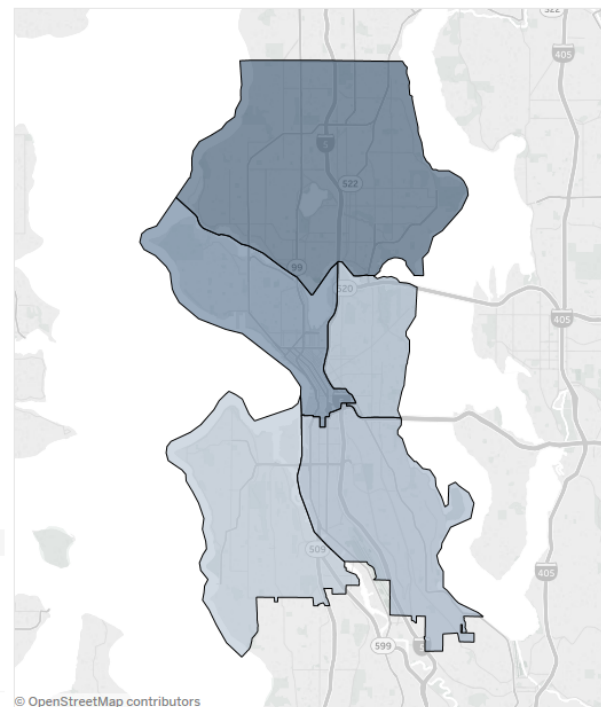
Crime counts are based on the primary offense within a single incident, and do not represent the number of victims, or associated offenses within an incident. Crime data is dynamic and will change based on reporting and investigative updates.

Precinct: All MCPP: All Crime Category: All

Last Update: 2/5/2019 4:45:30 AM Reports in Transcription: 50

CRIME GROUP	CRIME CATEGORY	2019	2018	AMT CHANGE	% CHANGE	5YR WTD AVG
PERSON	HOMICIDE	3	2	1	50%	2
	SEX OFFENSE	69	116	-47	-41%	93
	ROBBERY	142	153	-11	-7%	149
	AGGRAVATED ASSAULT	164	166	-2	-1%	145
	AGGRAVATED ASSAULT-DV	57	56	1	2%	64
	Total	435	493	-58	-12%	452
	PROPERTY	ARSON	12	11	1	9%
	BURGLARY-RESIDENTIAL	▼ 443	510	-67	-13%	520
	BURGLARY-COMMERCIAL	303	286	17	6%	257
	LARCENY-THEFT	1,115	1,313	-198	-15%	1,213
	CAR PROWL	▼ 1,011	1,241	-230	-19%	1,393
	MOTOR VEHICLE THEFT	▼ 275	375	-100	-27%	395
	Total	▼ 3,159	3,736	-577	-15%	3,788
Grand Total		▼ 3,594	4,229	-635	-15%	4,240

YTD Crime by POINT Map



2019 SHOTS FIRED



SeaStat Shots Fired Dashboard

Shots Fired include injury and non-injury firearm-related incidents. Shootings are firearm-related incidents that resulted in injury or death. Self-inflicted and officer-involved shootings are not included. Report inception: 2012

Last Update: 2/4/2019

PRECINCT (All) |
 BEAT (All) |
 SECTOR (All) |
 MCCP (All)

TIME FRAME 1/1/2019 |
 CHD 2/4/2019

BOUNDARY BEAT

6 East	7 North	11 South	4 Southwest	1 West
-----------	------------	-------------	----------------	-----------

Shootings & Shots Fired YTD

