



SEA/STAT

PRINCIPLES OF SEASTAT

- 1. Accurate and Timely Information**
Know what is happening.
- 2. Effective Tactics**
Have a plan.
- 3. Rapid Deployment**
Do it quickly.
- 4. Relentless Follow-up and Assessment**
If it works, do more. If not, do something else.

CRIME REDUCTION STRATEGIES

- Focus on:**
- Problem Locations*
 - Prolific Offenders*
 - Repeat and Vulnerable Victims*
 - Community Engagement*
 - Partnerships*



CITYWIDE MAJOR CRIME YTD



SeaStat Crime Dashboard

Crime counts are based on the primary offense within a single incident, and do not represent the number of victims, or associated offenses within an incident. Crime data is dynamic and will change based on reporting and investigative updates.

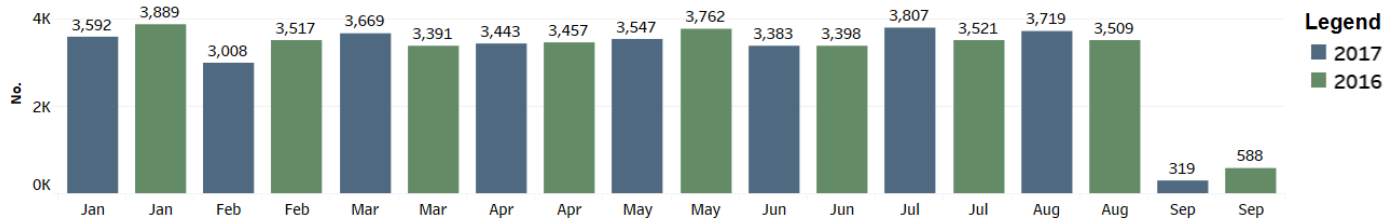
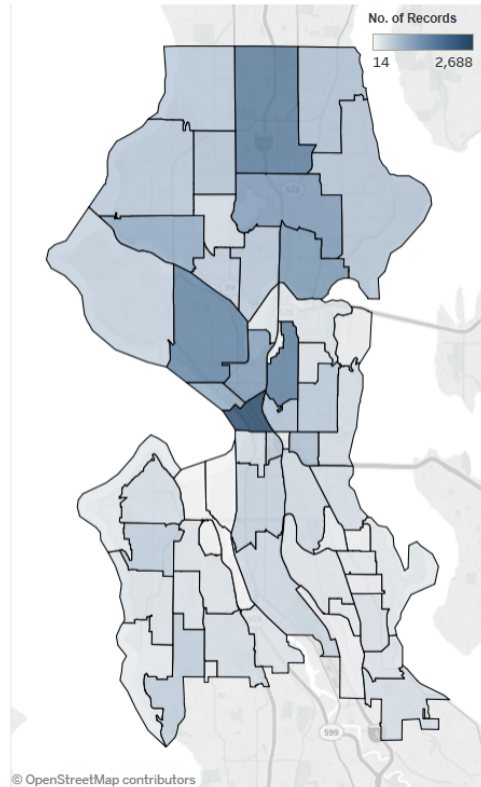


PRECINCT: (All) | SECTOR: (All) | BEAT: (All) | NEIGHBORHOOD: (All) | CRIME GROUP: (Multiple values) | CRIME CATEGORY: (All) | CRIME SUBCATEGORY: (All) | CRIME DESCRIPTION: (All)

Precinct: **All** | MCPPP: **All** | Crime Group: **PERSON & PROPERTY** | Crime Category: **All**

Last Update: 9/5/2017 8:33:20 AM | Reports in Transcription: 76

CRIME GROUP	CRIME CATEGORY	YTD 2017	YTD 2016	YTD Amt. Change	YTD % Change	5YR AVG	RANGE MIN	RANGE MAX
PERSON	HOMICIDE	14	14	0	0%	16	12	20
	SEX OFFENSE	550	572	-22	-4%	480	426	534
	ROBBERY	1,030	1,051	-21	-2%	1,033	986	1,081
	AGGRAVATED ASSAULT	1,183	1,067	116	11%	927	809	1,044
	AGGRAVATED ASSAULT-DV	500	420	80	19%	431	374	488
	Total	3,277	3,124	153	5%	2,887	2,507	3,267
PROPERTY	ARSON	116	75	41	55%	59	49	69
	BURGLARY-RESIDENTIAL	3,263	3,478	-215	-6%	3,441	3,127	3,754
	BURGLARY-COMMERCIAL	1,695	1,586	109	7%	1,313	1,132	1,495
	LARCENY-THEFT	8,319	8,409	-90	-1%	8,374	8,137	8,611
	CAR PROWL	9,456	9,713	-257	-3%	8,972	7,771	10,173
	MOTOR VEHICLE THEFT	2,361	2,647	-286	-11%	2,808	2,215	3,402
	Total	25,210	25,908	-698	-3%	24,968	21,499	28,436
Grand Total	28,487	29,032	-545	-2%	27,855	24,729	30,980	



CITYWIDE SHOTS FIRED YTD



DATA-DRIVEN

SeaStat Shots Fired Dashboard

Shots Fired include injury and non-injury firearm-related incidents. Shootings are firearm-related incidents that resulted in injury or death. Self-inflicted and officer-involved shootings are not included. Report inception: 2012.

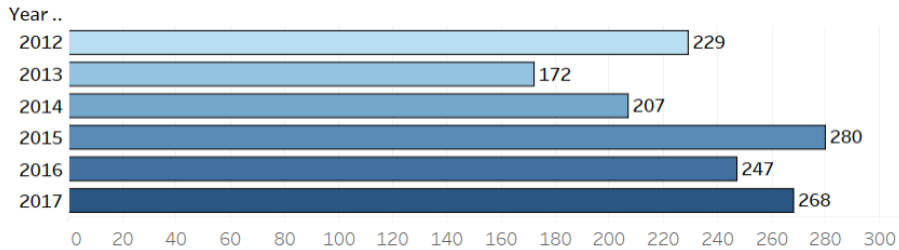


Year: 2017 | Precinct: (All) | Beat: (All)

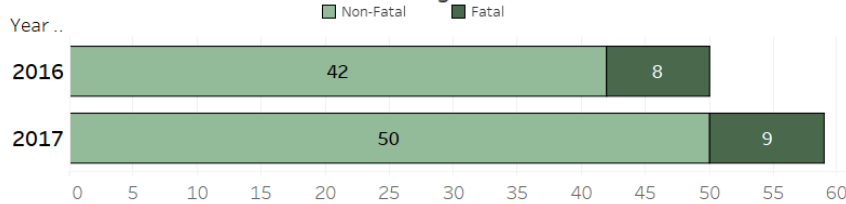
Last Update: 9/4/2017

Shots Fired Report

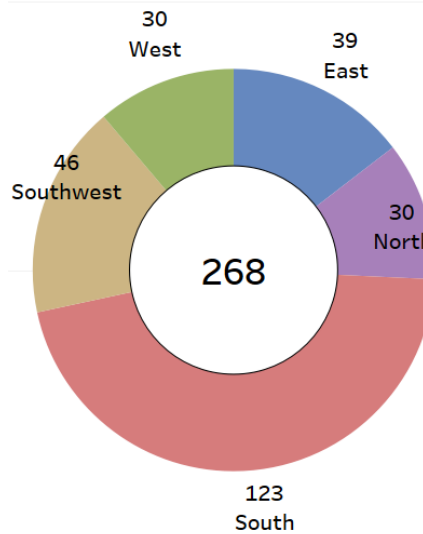
Shots Fired YTD



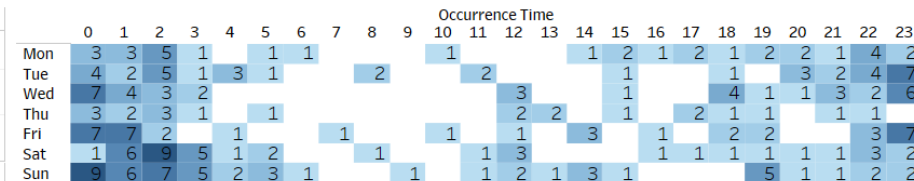
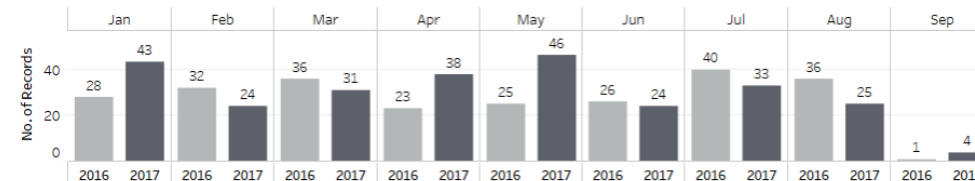
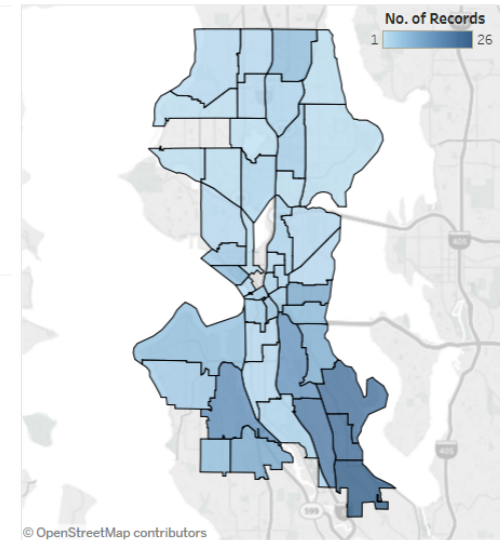
Shootings YTD



2017 Shots Fired by Precinct



Citywide Shots Fired by Beat



SOCIAL MEDIA

[SPD Twitter](#)



Seattle Police Dept. 
@SeattlePD

Follow

Seattle Police working with secure parking garage operators to prevent car prowling incidents.

spdblitter.seattle.gov/2017/09/05/sea ...



[Nextdoor](#)



How to Lower The Chance of Burglary to Your Home

Public Affairs Officer Patrick Michaud from Seattle Police Department · 16 Aug

We have collecting data from reported crimes in your neighborhood over the past few years and have noticed an issue. Residential burglaries in your area are on the rise over the last month. We wanted to provide some basic tips on how to lower your chances of becoming a victim.

-Identify Entry Points

Before you make security improvements, identify those entry points most likely to be used by a ... [View more](#)

16 Aug · Subscribers of Seattle Police Department in 2 neighborhoods in Crime & Safety

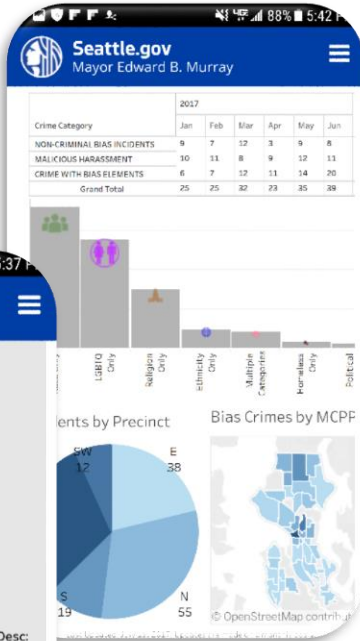
THANK · 10

REPLY

★ Sharon, Stacy, Carla, and 7 others thanked Patrick

PUBLIC-FACING DASHBOARDS

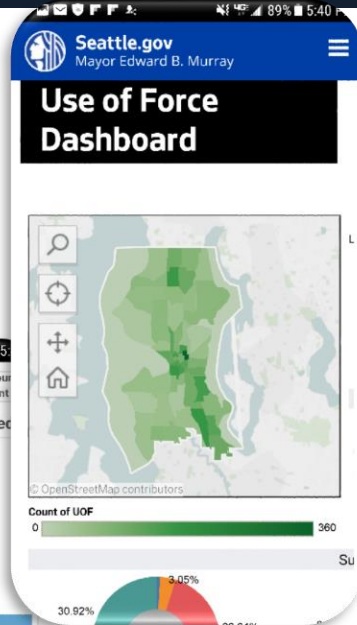
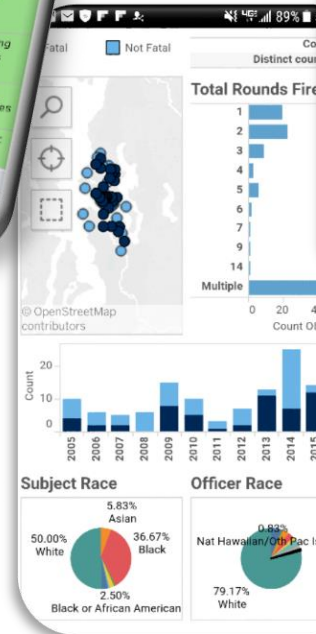
Crime



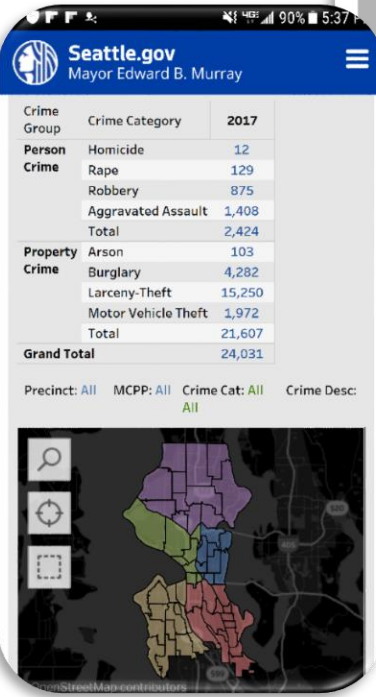
MCP



OIS



UoF



Bias

