



Seattle Police Department

# SEA/STAT



DATA-DRIVEN

July 20, 2016



# PRINCIPLES OF SEASTAT

## 1. **Accurate and Timely Information**

Know what is happening

## 2. **Effective Tactics**

Have a plan

## 3. **Rapid Deployment**

Do it quickly

## 4. **Relentless Follow-up and Assessment**

If it works, do more. If not, do something else

# FORMULATING CRIME REDUCTION STRATEGIES

## Focus on...

- *Problem Locations*
- *Prolific Offenders*
- *Repeat and Vulnerable Victims*

# MCPP WEB PAGE

## ABOUT MCPP



### What are the Micro Community Policing Plans (MCPP)?

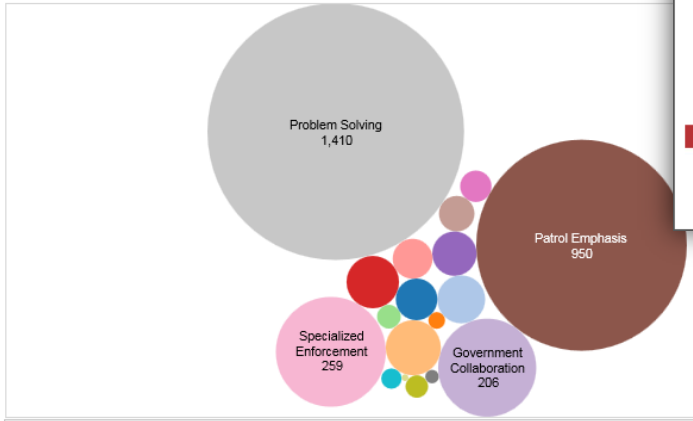
No two neighborhoods in Seattle are the same. The Micro Community Policing Plans (MCPP) were designed to address the distinctive needs of each community. The plans take a three prong approach that brings community engagement, crime data and police services together to get direct feedback on perceptions of crime and public safety. MCPP are tailored to meet the individual needs of each community, with a unique approach owned by the community.

### Why are Perceptions of Crime Important?

Citizen perceptions of crime and public safety matter. When used in conjunction with crime data, citizen perceptions at the micro-community level provide a more accurate picture of the reality of crime and public safety than can be seen through crime statistics alone. This is what makes the MCPP strategy unique.

### How were the Neighborhoods Defined?

The MCPP neighborhoods were defined through police-citizen engagement including community meetings, focus groups, survey data, and the realities of



## 2015 Seattle Public Safety Survey Results

SEATTLE - CITYWIDE

Summary results of top public safety concerns, most prominent themes, and community perceptions from the 2015 Seattle Public Safety Survey for the City of Seattle and Seattle Police Department's Five Precincts and Micro-Communities

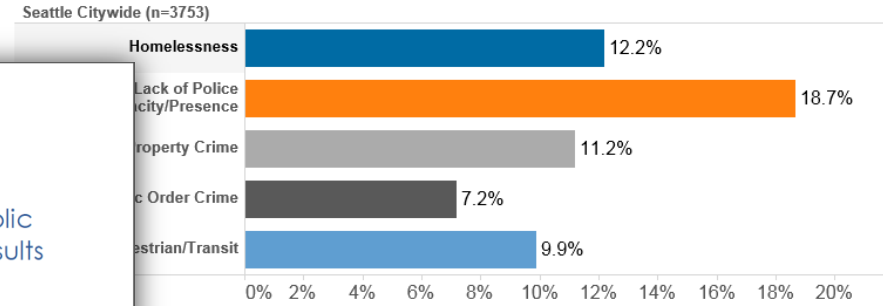
Jacqueline B. Helfgott, PhD | William Parkin, PhD  
 Research Assistants/Analysts: Jennifer Burbridge (Southwest Precinct), Grace Goodwin (South Precinct), Karmen Schuur (North Precinct), Matt Thomas (East Precinct), Chase Yap (West Precinct)

DEPARTMENT OF CRIMINAL JUSTICE

**SEATTLEU**

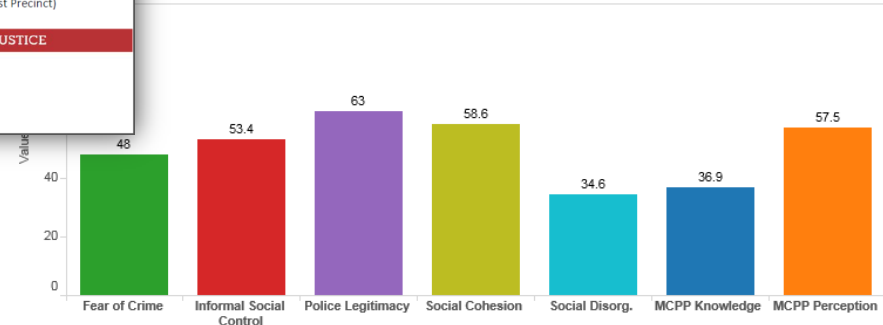
## Frequent Issues Identified

The most prominent issues were identified from narrative comments in survey responses. Of the total 7,286 citywide responses, 3,753 respondents offered narrative comments. Narrative comments were analyzed for themes and 37 distinct themes were identified, these are the top 5:



## MCPP Measures

included question sets that make up distinct scales that measure community perceptions of neighborhood features, and crime as related to public safety. Ratings were based on a 0-100 scale. Scale averages:





# CITYWIDE MAJOR CRIME

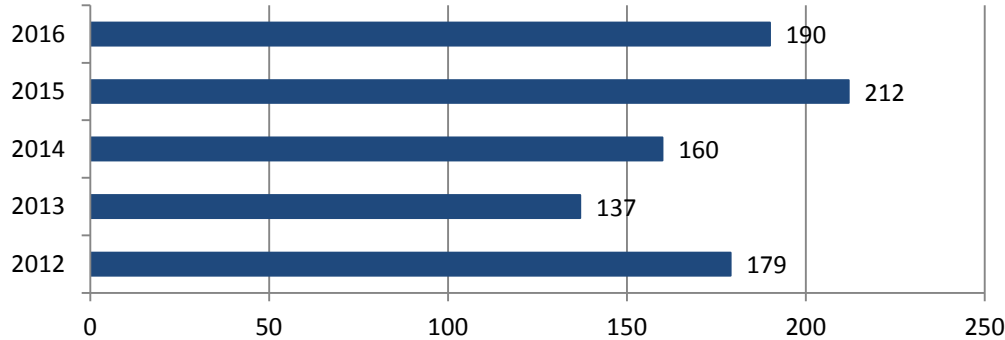
## 28 Day & Year to Date (YTD) Detail

Crime Category	WEEK 1 06/19 - 06/25	WEEK 2 06/26 - 07/02	WEEK 3 07/03 - 07/09	WEEK 4 07/10 - 07/16	28 DAY Total	YTD 07/16 2015	YTD 07/16 2016	YTD Amount Change
Homicide	0	0	0	0	0	11	12	1
Rape	2	1	4	3	10	59	87	28
Robbery	30	32	29	21	112	859	821	-38
DV Assault - Aggravated	14	10	18	10	52	306	324	18
Assault-Aggravated (Excludes DV)	39	32	32	38	141	776	817	41
<b>Person Crime TOTAL</b>	<b>85</b>	<b>75</b>	<b>83</b>	<b>72</b>	<b>315</b>	<b>2,011</b>	<b>2,061</b>	<b>50</b>
Burglary - Residential	89	84	90	71	334	2,862	2,795	-67
Burglary - Non-Residential	37	44	42	30	153	1,071	1,258	187
Larceny-Theft	235	234	216	167	852	6,804	6,354	-450
Carprowl/Theft-Auto Accessories-Auto Parts-License Plate	243	247	226	192	908	6,773	7,777	1,004
Motor Vehicle Theft	71	72	79	59	281	2,093	2,087	-6
<b>Property Crime TOTAL</b>	<b>675</b>	<b>681</b>	<b>653</b>	<b>519</b>	<b>2,528</b>	<b>19,603</b>	<b>20,271</b>	<b>668</b>
<b>GRAND TOTAL</b>	<b>760</b>	<b>756</b>	<b>736</b>	<b>591</b>	<b>2,843</b>	<b>21,614</b>	<b>22,332</b>	<b>718</b>

SPD Operations Dashboard Snapshot - 7/19/16

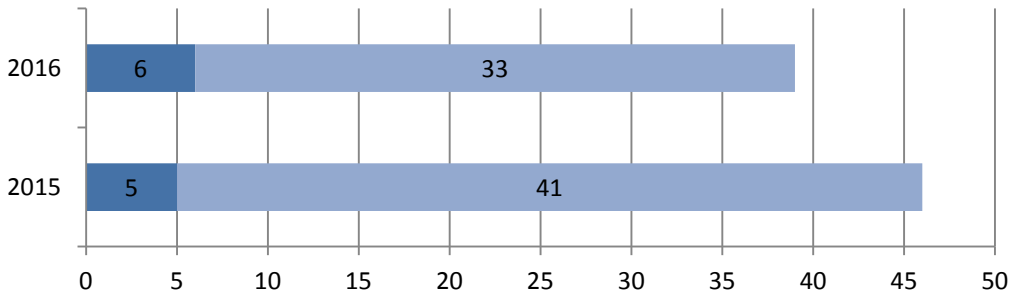
# SHOTS FIRED REPORT

## Shots Fired YTD January 1 to July 18 (2012-2016)



## Shootings by Injury Type YTD January 1 to July 18 (2015 and 2016)

■ Fatal ■ Non-Fatal



Shots fired counts include multi-category general offense reports with evidence of, or eyewitnesses to, shots fired. Self-inflicted and officer involved shootings are excluded. Report inception: 2012.

## Shots Fired June 21, 2016 to July 18, 2016 (27 GOs citywide\*)

\*Does not include most Self Inflicted or OIS

### 28 Day Overview

