

# 2015 Seattle Public Safety Survey Results

## SEATTLE - CITYWIDE

Summary results of top public safety concerns, most prominent themes, and community perceptions from the 2015 Seattle Public Safety Survey for the City of Seattle and Seattle Police Department's Five Precincts and Micro-Communities

Jacqueline B. Helfgott, PhD | William Parkin, PhD

Research Assistants/Analysts: Jennifer Burbridge (Southwest Precinct), Grace Goodwin (South Precinct), Karmen Schuur (North Precinct), Matt Thomas (East Precinct), Chase Yap (West Precinct)

DEPARTMENT OF CRIMINAL JUSTICE

**SEATTLEU**

# 2015 Seattle Public Safety Survey Results

## SEATTLE - CITYWIDE

### *Top Public Safety Concerns*

The top public safety concerns for the City of Seattle and Seattle Police Department's five precincts and micro-communities are reported based on quantitative results from the Seattle Public Safety Survey in response to the question *"What, if any, are current public safety and security concerns in the neighborhood where you live and/or work? Select all that apply."*

### *Most Prominent Themes*

The most prominent themes for the City of Seattle and Seattle Police Department's five precincts and micro-communities were identified from narrative comments in survey responses to questions *"Do you have any additional thoughts on public safety and security issues in Seattle, generally, or your neighborhood, specifically, that you would like to share?"* and *"Do you have any thoughts on the Micro-Community Policing Plan Initiative that you would like to share?"*

### *Measures of Community Perceptions of Public Safety*

The survey included question sets that make up distinct scales that measure community perceptions of police, neighborhood features, and crime as related to public safety. Results are reported for question sets measuring Police Legitimacy, Collective Efficacy-Informal Social Control, Collective Efficacy-Social Cohesion, Fear of Crime, Social Disorganization, and MCPP Perception for the East Precinct and East Precinct micro-communities.

## Top Public Safety Concerns and Prominent Themes for Seattle Citywide



### TOP PUBLIC SAFETY CONCERNS

- 1-Car Prowls
- 2- Lack of Police Capacity/Response
- 3- Residential Burglary
- 4- Littering/Dumping
- 5-Property Crime-General

### MOST PROMINENT THEMES

- 1- Lack of Police Capacity/Presence
- 2- Homelessness
- 3- Property Crime
- 4- Traffic/Bike/Pedestrian/Transit
- 5- Public Order Crime

## **Introduction and Overview**

### *Seattle Police Department's Micro-Community Policing Plans Evaluation*

The SPD Micro-Community Policing Plans (MCP) Evaluation is being conducted by a research team from Seattle University including Dr. Jacqueline Helfgott (Principal Investigator), Dr. William Parkin (Co-Investigator), and Research Assistants Jennifer Burbridge (Southwest Precinct Graduate RA), Grace Goodwin (South Precinct Graduate RA), Matthew Thomas (East Precinct Graduate RA), Karmen Schuur (North Precinct Graduate RA), Chase Yap (West Precinct Graduate RA), and Joseph Singer (Undergraduate RA). The evaluation is a two year study involving participant observation, focus groups with geographical and identity-based focus groups, and the development and administration of the Seattle Public Safety Survey as a pilot community survey that SPD can administer annually and/or on an ongoing basis.

### *The 2015 Seattle Public Safety Survey*

The Seattle Public Safety survey is a non-probability survey designed as part of the SPD MCP evaluation to collect data from citizens at city, precinct, and micro-community levels regarding public safety issues, perceptions of police and neighborhood features, and crime as related to public safety, fear of crime, crime victimization. The purpose of the survey is to collect data regarding what matters to citizens regarding public safety, neighborhoods and communities, and the police to better understand the priorities of citizens in conjunction with official crime statistics collected by SPD and other avenues used by SPD to identify community-level public safety concerns. The survey was administered online and on paper October 15, 2015-November 30, 2015 in Amharic, Chinese, English, Korean, Somali, Spanish and Vietnamese through multiple channels including Nextdoor.com, Seattle Police Department, Seattle Mayor's Office, Seattle University, Community Groups, Flyer and business card distribution, and tablet administration at community centers, libraries, and public areas with attempt to target underrepresented communities.

### *How the Seattle Public Safety Survey Results Inform the Seattle Police Micro-Community Policing Plans*

The Seattle Public Safety Survey results offer SPD comprehensive data reflecting the views of citizens at city, precinct, and micro-community levels to inform the SPD MCP priorities and strategies. The specific goal of the survey is to collect data that captures citywide citizen concerns about public safety, police, and neighborhoods to inform the SPD MCPs. The survey findings supplement official crime statistics and traditional precinct-level methods of identifying community concerns (e.g., police-community meetings, ad-hoc precinct surveys) to ensure that the MCP priorities and strategies are closely aligned with the public safety concerns of all citizens within the city, precincts, and micro-communities.

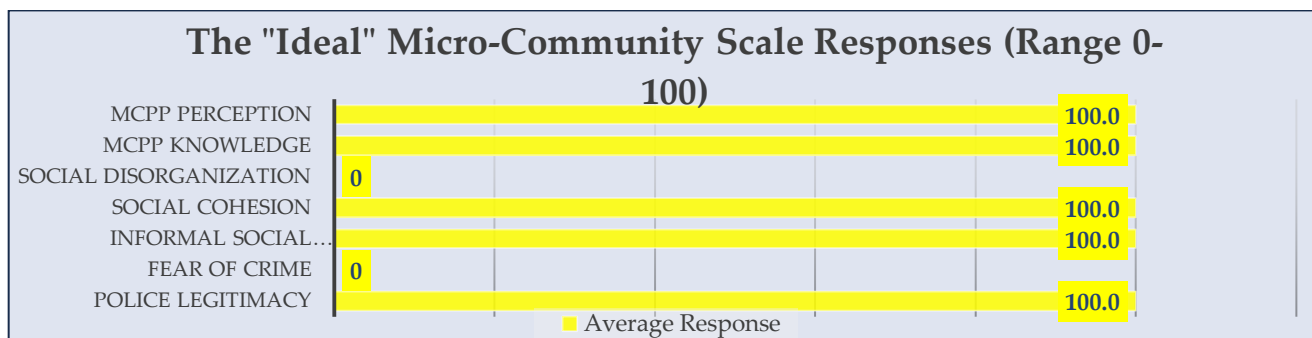
## Description of Scales included in the Seattle Public Safety Survey

### *Measures of Community Perceptions of Public Safety*

The 2015 Seattle Public Safety Survey included question sets that make up distinct scales that measure community perceptions of police, neighborhood features, and crime as related to public safety based on prior research on aspects of communities that impact citizen perceptions of public safety. This document is a supplement to the Precinct Reports on the 2015 Seattle Public Safety Survey findings describing the scales and associated questions included in the survey to measure community perceptions of public safety. The scales included in the survey focus on seven areas of interest: **Police Legitimacy, Collective Efficacy-Informal Social Control, Collective Efficacy-Social Cohesion, Fear of Crime, Social Disorganization, MCPP Perception, and MCPP Knowledge.**

### *How Scale Data Can Be Used to Improve Public Safety*

The scale data can be used in conjunction with the top concerns and prominent themes to better understand the nature of communities and micro-communities and their unique public safety issues. Concerns of citizens within any given micro-community may differ in terms of perceptions of public safety with respect to police legitimacy, informal social control, social cohesion, fear of crime, and social disorganization, perceptions of the SPD Micro-Community Policing Plans, and knowledge of the SPD Micro-Community Policing Plans. The survey findings on the scales can be used in conjunction with the top concerns and prominent themes at the community and micro-community levels to inform and guide law enforcement in developing priorities and to guide strategies in response to distinct community concerns providing a snapshot of the nature of the precinct as a whole and the individual micro-communities regarding citizen views of aspects of communities related to public safety. Ideally, a healthy community with positive police-citizen relations will have high police legitimacy, low social disorganization, high informal social control, high social cohesion, low fear of crime, positive perception and high knowledge of the SPD MCPP. Survey findings can assist communities to target areas of improvement with respect to areas that stray from the ideal and negatively impact public safety.



## Definition of Scale Items included in Survey

### POLICE LEGITIMACY

Police legitimacy is an important concept to public safety as it has been consistently found that law enforcement relies on police legitimacy in order for individuals to cooperate/comply with and support their departments. The questions in this survey build off scales developed by other research showing that procedural justice presents an important indicator of levels of police legitimacy within a community.. The concept is operationalized by asking respondents to what extent they agree with certain statements when thinking about your law enforcement agency and how they are treated. Finally, there are also questions related to trust and citizens' perceived obligation to obey law enforcement officers. Questions in the survey to measure police legitimacy include:

On a scale from 0 to 100, with 0 being strongly disagree and 100 being strongly agree, to what extent do you agree with the following when thinking about the Seattle Police Department and its officers?

- \_\_\_\_\_ Seattle police officers protect people's basic rights in the neighborhood.
- \_\_\_\_\_ Seattle police officers are honest.
- \_\_\_\_\_ Seattle police officers do their jobs well.
- \_\_\_\_\_ Seattle police officers can be trusted to do the right thing for my neighborhood.
- \_\_\_\_\_ I am proud of Seattle police officers.

On a scale from 0 to 100, with 0 being strongly disagree and 100 being strongly agree, to what extent do you agree with the following when thinking about the Seattle Police Department and its officers?

- \_\_\_\_\_ I have confidence in Seattle police officers.
- \_\_\_\_\_ When a Seattle police officer issues an order, you should do what they say, even if you disagree with it.
- \_\_\_\_\_ You should accept Seattle police officers' decisions even if you think they're wrong.
- \_\_\_\_\_ People should do what Seattle police officers say, even when they do not like the way the police treat them.
- \_\_\_\_\_ Seattle police officers treat people with respect and dignity.

On a scale from 0 to 100, with 0 being strongly disagree and 100 being strongly agree, to what extent do you agree with the following when thinking about the Seattle Police Department and its officers?

- \_\_\_\_\_ Seattle police officers treat people fairly.
- \_\_\_\_\_ Seattle police officers take time to listen to people.
- \_\_\_\_\_ Seattle police officers respect citizen's rights.
- \_\_\_\_\_ Seattle police officers treat everyone equally.
- \_\_\_\_\_ Seattle police officers make decisions based on facts and law, not personal opinions.

On a scale from 0 to 100, with 0 being strongly disagree and 100 being strongly agree, to what extent do you agree with the following when thinking about the Seattle Police Department and its officers?

- \_\_\_\_\_ Seattle police officers explain their decisions to people.
- \_\_\_\_\_ Seattle police officers make decisions to handle problems fairly.
- \_\_\_\_\_ Seattle police officers listen to all of the citizens involved before deciding what to do.
- \_\_\_\_\_ There is enough Seattle police officer presence in my neighborhood.

## COLLECTIVE EFFICACY-INFORMAL SOCIAL CONTROL

Collective efficacy has been defined as the connection between mutual trust and willingness to intervene for the common good. The concept is most often conceptualized as a combination of informal social control and social cohesion. In order to assess resident's willingness to react to a range of crime and deviancy events. Questions included in the survey to measure collective efficacy-informal social control include:

On a scale from 0 to 100, with 0 being very unlikely and 100 being very likely, how likely is it that someone in the neighborhood where you live and/or work would intervene if they would witness one of the following?

- Someone is trying to break into a house/business.
- Someone is illegally parking in the street.
- Suspicious people are hanging around the neighborhood.
- People are having a loud argument in the street.
- A group of underage kids is drinking alcohol.
- Some children are spray-painting graffiti on a local building.

On a scale from 0 to 100, with 0 being very unlikely and 100 being very likely, how likely is it that someone in the neighborhood where you live and/or work would intervene if they would witness one of the following?

- There is a fight in front of your house/work and someone is being beaten or threatened.
- A child is showing disrespect to an adult.
- A group of neighborhood children is skipping school and hanging out on a street corner.
- Someone on your block is playing loud music.
- Someone on your block is firing a gun.
- Drugs are being sold.

## COLLECTIVE EFFICACY-SOCIAL COHESION

Social cohesion, the second component of collective efficacy, is assessed by asking participants to indicate to what extent they agree with specific statements about their community/neighborhood. Questions included in the survey to measure collective efficacy-social cohesion include:

On a scale from 0 to 100, with 0 being strongly disagree and 100 being strongly agree, to what extent do you agree with the following about the neighborhood where you live and/or work?

- The neighborhood is a good area to raise children.
- People in the neighborhood are generally friendly.
- I am happy I live/work in the neighborhood.
- People in the neighborhood take care of each other.
- People in the neighborhood can be trusted.
- People in the neighborhood are willing to help each other.

On a scale from 0 to 100, with 0 being strongly disagree and 100 being strongly agree, to what extent do you agree with the following about the neighborhood where you live and/or work?

- The neighborhood is close-knit.
- People in the neighborhood generally don't get along with each other.
- People in the neighborhood do not share the same values.
- I regularly stop and talk with people in the neighborhood.
- I know the names of people in the neighborhood.

On a scale from 0 to 100, with 0 being strongly disagree and 100 being strongly agree, to what extent do you agree with the following about the neighborhood where you live and/or work?

- I share responsibility for the quality of life and safety in the neighborhood
- In the last year, I have been active in helping to improve the quality of life and safety in the neighborhood



## SOCIAL DISORGANIZATION

In order to gain a better understanding about the social stability and order of the community the concept of social disorganization, which is argued to be capable in predicting crime, is included in the survey. The classical measures of social disorganization (e.g. residents' socioeconomic status and ethnic heterogeneity) can be assessed through demographic questions. These measures can be augmented with questions regarding the perceived level of social disorder and the perceived level of physical disorder, which are also included to assess to what degree certain signs of disorder are a matter of concern to your community. Questions included in the survey to measure social disorganization include:

On a scale from 0 to 100, with 0 being never and 100 being all the time, how often are the following a problem in the neighborhood where you live and/or work?

- Fights on the street/threatening behavior
- People loitering or being disorderly
- Public alcohol/drug consumption
- Public urination or defecation
- Panhandling
- Vandalism

On a scale from 0 to 100, with 0 being never and 100 being all the time, how often are the following a problem in the neighborhood where you live and/or work?

- Noise late at night/early in the morning
- Gambling in the street
- Drug sales
- Illegal sex work
- People being bothered on the street
- Buildings with broken windows

On a scale from 0 to 100, with 0 being never and 100 being all the time, how often are the following a problem in the neighborhood where you live and/or work?

- Buildings with graffiti
- Abandoned or boarded up buildings
- Areas with litter
- Dog feces on the street or sidewalk
- Street or sidewalks in need of repair

## FEAR OF CRIME

Fear of crime is central to the concept of public safety, due to the argument that fear of crime can have a negative impact not only on the individual but also on communities. Fear of crime can influence citizens' behaviors and movements, economics, and social life and can be seen as a "key quality of life" issue (Cordner 2010). It is also important to understand that the effects of fear of crime can outweigh the effects of actual crime on individuals and communities (Warr, 2000). The items utilized in the survey mirror the fear of crime scale developed by Gray, Jackson, & Farall (2008), which was built on the work of Farrall and Gadd (2004). In order to get a better understanding of resident's level of fear of crime participants are asked how worried they have been in the last year about specific crimes in their neighborhood.

On a scale from 0 to 100, with 0 being never and 100 being all the time, how often have you worried about the following in the neighborhood where you live and/or work?

- Somebody breaking into your home/work and stealing or damaging things?
- Somebody stealing your vehicle, things from or off it, or damaging it?
- Somebody stealing from you in a public space?
- You or somebody you know being sexually assaulted?
- You or somebody you know being physically attacked?



## PERCEPTION OF MCPP

A question item was included to measure the overall opinion of the SPD MCPP. Citizens were asked:

On a scale from 0 to 100, with 0 being very negative and 100 being very positive, what is your overall opinion of the Micro Community Policing Plan (MCPP) initiative?

## KNOWLEDGE OF MCPP

A question item was included to measure the level of knowledge about the SPD MCPP. Citizens were asked:

On a scale from 0 to 100, with 0 being nothing and 100 being a lot, how much do you know about the Micro Community Policing Plan (MCPP) initiative?

## Seattle - Citywide Survey Results

### *Seattle Citywide Survey Results Overview*

Results are presented from 7,286 completed survey responses from community members who indicated they live and/or work in the City of Seattle. Compared to Seattle demographics, survey respondents were disproportionately more likely to be non-minority and female. Quantitative responses were weighted based on gender and race/ethnicity to better represent the Seattle population.

Seattle Survey Demographics					
Variable	Responses	Unweighted		Weighted	
		Valid %	n	% Valid	n
<b>Connection</b>	Live	29.1	2122	27.2	1986
	Work	3.9	282	4.9	354
	Live/Work	67.0	4883	67.9	4956
<b>Age</b>	< 20	0.3	19	0.2	18
	20-29	8.0	579	8.4	612
	30-39	21.3	1551	22.6	1646
	40-49	23.6	1719	24.3	1774
	50-59	19.6	1429	19.8	1439
	60-69	19.5	1421	17.8	1295
	70-79	6.5	472	5.9	428
	80-89	1.1	80	0.9	66
	> 90	0.1	5	0.1	9
<b>Race*</b>	American Indian / Alaskan Native	2.0	144	4.2	306
	Asian	7.5	539	15.1	1092



## 2015 Seattle Public Safety Survey Results



	Biracial / Multiracial	4.2	307	8.7	633
	Black / African American	3.7	273	7.9	573
	Pacific Islander	0.5	33	1.2	88
	White	88.3	6385	76.8	5566
	Other / Unknown	2.6	191	4.1	299
<b>Ethnicity</b>	Hispanic	3.2	234	7.2	522
<b>Citizenship</b>	Foreign Born Non-U.S. Citizen	2.5	183	3.5	256
	Foreign Born U.S. Citizen	6.7	489	9.7	705
	U.S. Born Citizen	90.8	6602	86.7	6326
<b>Gender*</b>	Female	63.1	4588	49.5	3605
	Male	36.5	2652	50.0	3640
	Transgender	0.3	22	0.4	29
	Other	0.5	36	0.6	46
<b>Marital Status</b>	Divorced	7.8	565	7.2	525
	Married / Domestic Partnership	64.7	4699	65.3	4753
	Single	25.3	1835	18.66	25.7
	Widowed	2.3	169	1.8	131
<b>Education</b>	No High School Diploma	0.6	41	0.8	56
	High School Diploma or Equivalent	2.3	170	2.8	204
	Some College	11.6	841	12.7	925
	Associate's Degree	5.9	430	5.9	432
	Bachelor's Degree	41.3	3001	40.6	2955
	Graduate Degree	38.3	2788	37.2	2704
<b>Household Income</b>	\$0 - \$39,999	14.2	988	14.3	1007
	\$40,000 - \$79,999	24.7	1727	23.2	1629
	\$80,000 - \$119,999	22.7	1589	22.4	1576
	\$120,000 - \$159,999	15.2	1066	15.3	1074
	\$160,000 - \$199,999	8.8	615	9.6	669
	\$200,000 or higher	14.4	1004	15.2	1065

Of the total 7,286 citywide responses, 3,753 respondents offered narrative comments. Narrative comments were analyzed for themes and 37 distinct themes were identified.

<b>Themes Identified in Survey Narrative Comments – 37 Themes</b>			
1-Lack of Police Capacity/Presence	11-Opportunities to Report Non-Emergencies Limited/Cumbersome and Discourage Citizen Reporting to Police	20-SPD Doing a Great Job	29-Moving out of Seattle due to Crime and Public Safety
2-More Foot-Bike-Out-of-Car Patrol	12-More Police Community Outreach Needed	21-City Politics are Decreasing Public Safety	30-Survey/SU Issues
3-Lack of Trust in Police/SPD	13-More Police Community Outreach to Identity-Based Groups	22-CJS/Lack Prosecution are Returning Offenders to Street	31-Crime is on the Rise

## 2015 Seattle Public Safety Survey Results



4-Concerns About Police Use of Force	14-Police Initiatives Displace Rather than Reduce/Deter Crime	23-Next Door-Positive for Community/Public Safety	32-Crime-Violent
5-Concerns about Selective Enforcement/Racial Bias	15-SPD Organization, Culture, Stability in Leadership Needs to Change	24-Next Door-Negative for Community/Creates Hysteria	33-Crime-Property
6-Lack of Police Professionalism/Police Demeanor/Respect for Citizens	16-SPD Organization, Lack of Police Accountability	25-Homelessness is a Public Safety and Public Health Issue	34-Crime-Public Order
7-More CPTED/Situational/Environmental Crime Prevention Strategies and Citizen Training	17-Consent Decree - Positive Impact on SPD	26-Mental Health is a Public Safety and Public Health Issue	35-Crime-Sex
8-Over-policing/Police at Scenes too Long	18-Consent Decree-Negative Impact on SPD	27-More Social Services Needed in City to Respond to People in Social and Behavioral Crisis	36-Crime-Traffic/Pedestrian/Bike/Transit
9-Issues with 911/Dispatch	19-SPD Doing Best They Can w/Limited Resources	28-Neighborhood Name Designation Incorrect or Missing	37-Other
10-Slow or No Police Response			

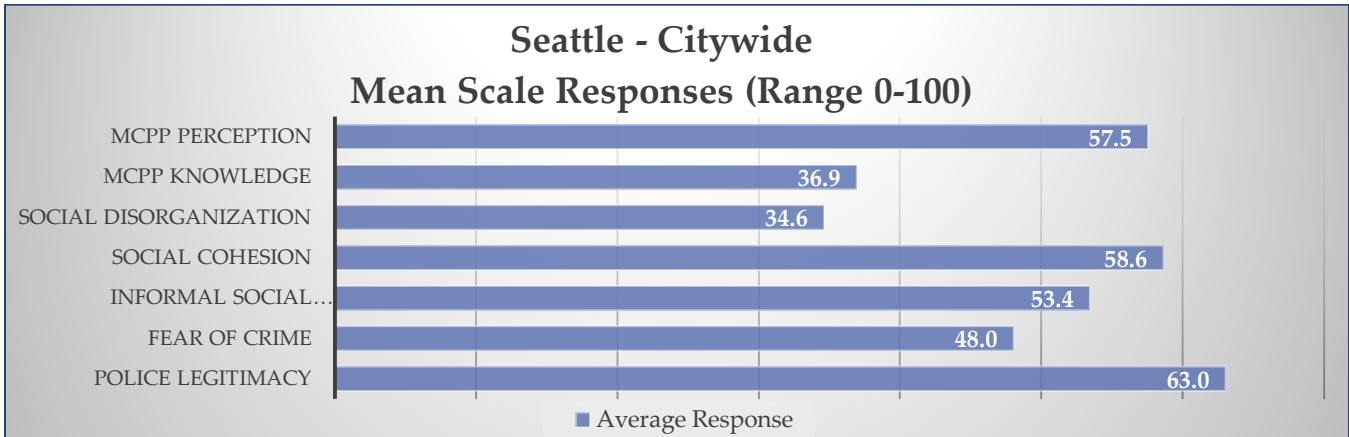
Survey results are presented for top public safety concerns, most prominent themes, and measures of community perceptions for the precinct as a whole and for each precinct micro-community.

### *Top Public Safety Concerns, Prominent Themes, and Community Perceptions of Public Safety -- Citywide, Precinct, Micro-Communities Findings*

Top Public Safety Concerns, Most Prominent Themes, and Community Perceptions of public safety are presented for the city as a whole, for each of the five Seattle Police Precincts, and for Precinct Micro-Communities.

#### **Seattle - Citywide**

Top Public Safety Concerns	Most Prominent Themes in Narrative Comments
1-Car Prowls	1-Lack of Police Capacity/Presence
2- Lack of Police Capacity/Presence	2-Homelessness
3- Residential Burglary	3-Property Crime
4- Littering/dumping	4-Traffic/Pedestrian/Bike/Transit
5-Property Crime	5-Public Order Crime



## Precinct Survey Results

### East Precinct

#### East Precinct Survey Results Overview

Results are presented from 1,267 completed survey responses from community members who indicated they live and/or work in the City of Seattle East Precinct. Compared to Seattle demographics, survey respondents were disproportionately more likely to be non-minority and female. Quantitative responses were weighted based on gender and race/ethnicity to better represent the Seattle population.

East Precinct Survey Demographics					
Variable	Responses	Unweighted		Weighted	
		Valid %	n	% Valid	n
Seattle Connection	Live	26.8	340	25.0	319
	Work	3.6	45	4.0	51
	Live/Work	69.6	882	71.0	906
Age	< 20	0.4	5	0.2	3
	20-29	11.0	139	11.8	150
	30-39	20.6	260	22.6	287
	40-49	24.6	311	25.1	319
	50-59	16.5	208	15.6	199
	60-69	17.6	222	16.4	208
	70-79	7.6	96	6.4	81
	80-89	1.7	21	1.9	24
	> 90	0.1	1	0.1	1
Race*	American Indian / Alaskan Native	1.3	17	3.0	38
	Asian	7.0	88	15.7	199
	Biracial / Multiracial	3.4	43	7.4	95
	Black / African American	3.6	45	8.1	103
	Pacific Islander	0.6	8	1.4	18
	White	89.5	1126	77.8	987

## 2015 Seattle Public Safety Survey Results



	Other / Unknown	2.0	25	2.9	37
<b>Ethnicity</b>	Hispanic	4.2	53	9.5	120
<b>Citizenship</b>	Foreign Born Non-U.S. Citizen	2.2	28	3.1	39
	Foreign Born U.S. Citizen	6.6	83	9.4	120
	U.S. Born Citizen	91.2	1155	87.5	1117
<b>Gender*</b>	Female	62.8	793	50.4	641
	Male	36.2	457	48.8	621
	Transgender	0.6	8	0.5	6
	Other	0.8	10	0.7	9
<b>Marital Status</b>	Divorced	8.0	101	7.2	92
	Married / Domestic Partnership	59.5	750	58.4	741
	Single	30.0	378	32.3	410
	Widowed	2.5	31	2.0	26
<b>Education</b>	No High School Diploma	0.2	2	0.4	5
	High School Diploma or Equivalent	1.2	15	1.3	17
	Some College	11.0	139	12.2	156
	Associate's Degree	4.3	54	4.3	55
	Bachelor's Degree	40.8	516	40.9	522
	Graduate Degree	42.7	540	40.8	521
<b>Household Income</b>	\$0 - \$39,999	16.1	194	18.3	223
	\$40,000 - \$79,999	22.6	272	22.7	277
	\$80,000 - \$119,999	21.4	258	21.0	256
	\$120,000 - \$159,999	12.4	149	12.6	154
	\$160,000 - \$199,999	8.6	104	7.9	96
	\$200,000 or higher	19.0	229	17.6	215
<b>*Respondents could select multiple categories</b>					

Of the total 1267 East Precinct responses, 627 respondents offered narrative comments. Narrative comments were analyzed for themes and 37 distinct themes were identified.

<b>Themes Identified in Survey Narrative Comments – 37 Themes</b>			
1-Lack of Police Capacity/Presence	11-Opportunities to Report Non-Emergencies Limited/Cumbersome and Discourage Citizen Reporting to Police	20-SPD Doing a Great Job	29-Moving out of Seattle due to Crime and Public Safety
2-More Foot-Bike-Out-of-Car Patrol	12-More Police Community Outreach Needed	21-City Politics are Decreasing Public Safety	30-Survey/SU Issues
3-Lack of Trust in Police/SPD	13-More Police Community Outreach to Identity-Based Groups	22-CJS/Lack Prosecution are Returning Offenders to Street	31-Crime is on the Rise
4-Concerns About Police Use of Force	14-Police Initiatives Displace Rather than Reduce/Deter Crime	23-Next Door-Positive for Community/Public Safety	32-Crime-Violent
5-Concerns about Selective Enforcement/Racial Bias	15-SPD Organization, Culture, Stability in Leadership Needs to Change	24-Next Door-Negative for Community/Creates Hysteria	33-Crime-Property

2015 Seattle Public Safety Survey Results



6-Lack of Police Professionalism/Police Demeanor/Respect for Citizens	16-SPD Organization, Lack of Police Accountability	25-Homelessness is a Public Safety and Public Health Issue	34-Crime-Public Order
7-More CPTED/Situational/Environmental Crime Prevention Strategies and Citizen Training	17-Consent Decree - Positive Impact on SPD	26-Mental Health is a Public Safety and Public Health Issue	35-Crime-Sex
8-Over-policing/Police at Scenes too Long	18-Consent Decree-Negative Impact on SPD	27-More Social Services Needed in City to Respond to People in Social and Behavioral Crisis	36-Crime-Traffic/Pedestrian/Bike/Transit
9-Issues with 911/Dispatch	19-SPD Doing Best They Can w/Limited Resources	28-Neighborhood Name Designation Incorrect or Missing	37-Other
10-Slow or No Police Response			

Survey results are presented for top public safety concerns, most prominent themes, and measures of community perceptions for the precinct as a whole and for each precinct micro-community.

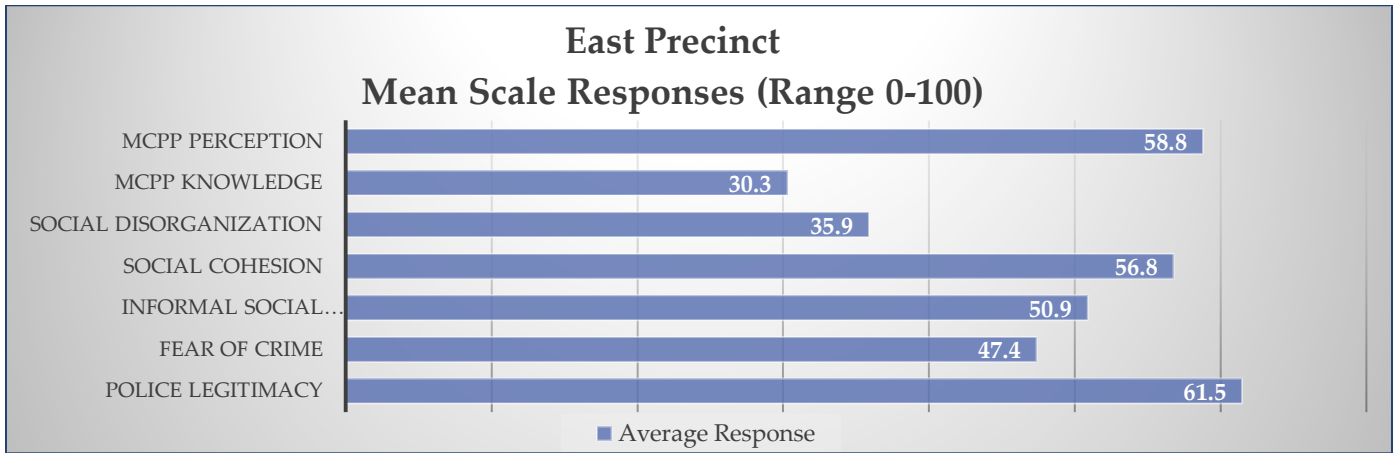
*Top Public Safety Concerns, Prominent Themes, and Community Perceptions of Public Safety for East Precinct and East Precinct Micro-Communities*

Top Public Safety Concerns, Most Prominent Themes, and Community Perceptions of public safety are presented for the East Precinct as a whole and for each East Precinct Micro-Community.

**East Precinct**

**Precinct-Wide (N=1267)**

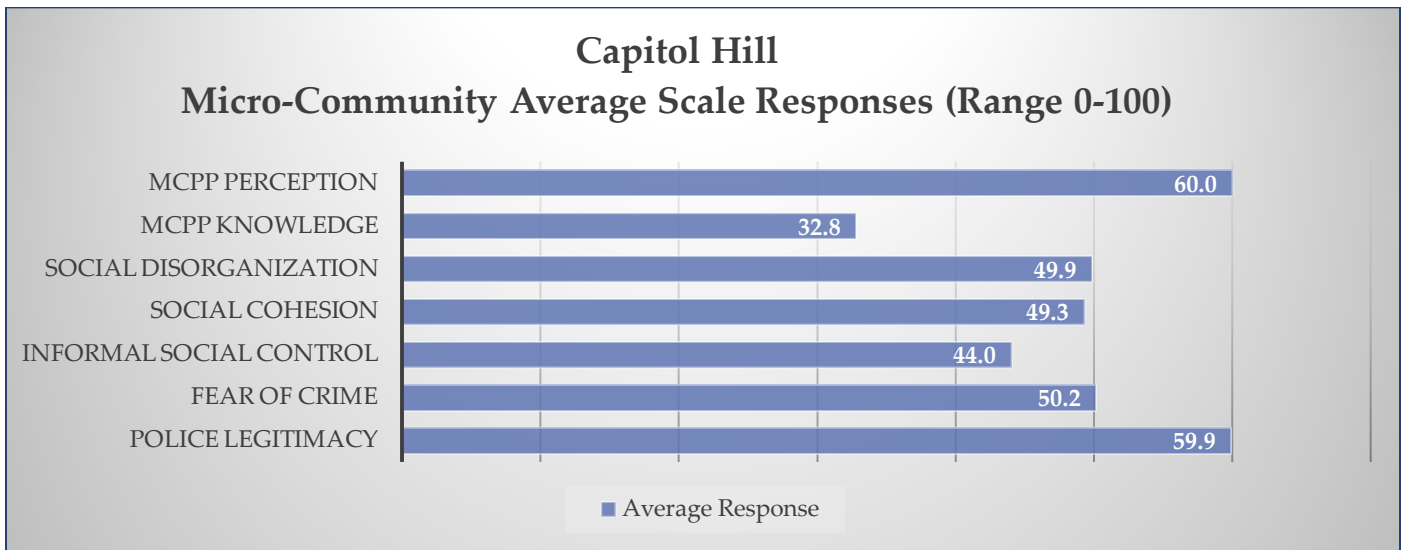
<b>Top Public Safety Concerns</b>	<b>Most Prominent Themes in Narrative Comments</b>
1-Car Prowls	1-Lack of Police Capacity/Presence
2-Lack of Police Capacity/Presence	2-Violent Crime
3-Littering/Dumping	3-Homelessness
4-Parking Issues	4-Traffic/Bike/Pedestrian/Transit
5-Residential Burglary	5- Property Crime



### East Precinct Micro-Communities

#### Capitol Hill (N=317)

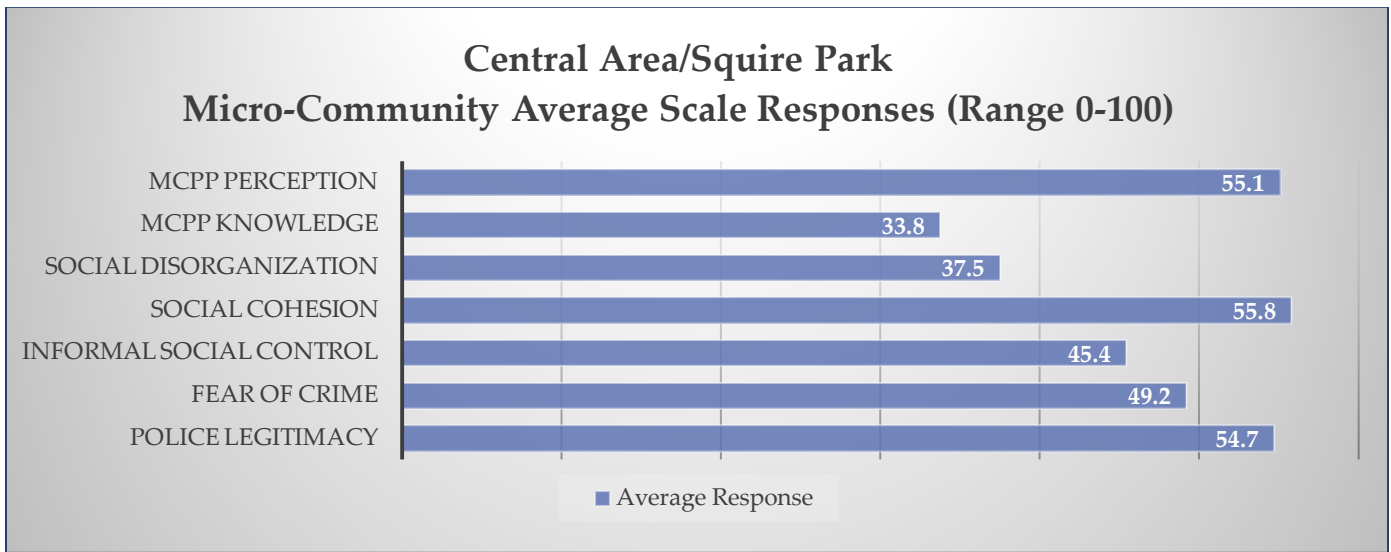
Top Public Safety Concerns	Most Prominent Themes in Narrative Comments
1-Lack of Mental Health Resources	1-Lack of Police Capacity/Presence
2-Car Prowls	2-Homelessness
3-Graffiti	3-Public Order Crime
4-Littering/Dumping	4-Violent Crime
5-Parking Issues	5-Traffic/Bike/Pedestrian/Transit





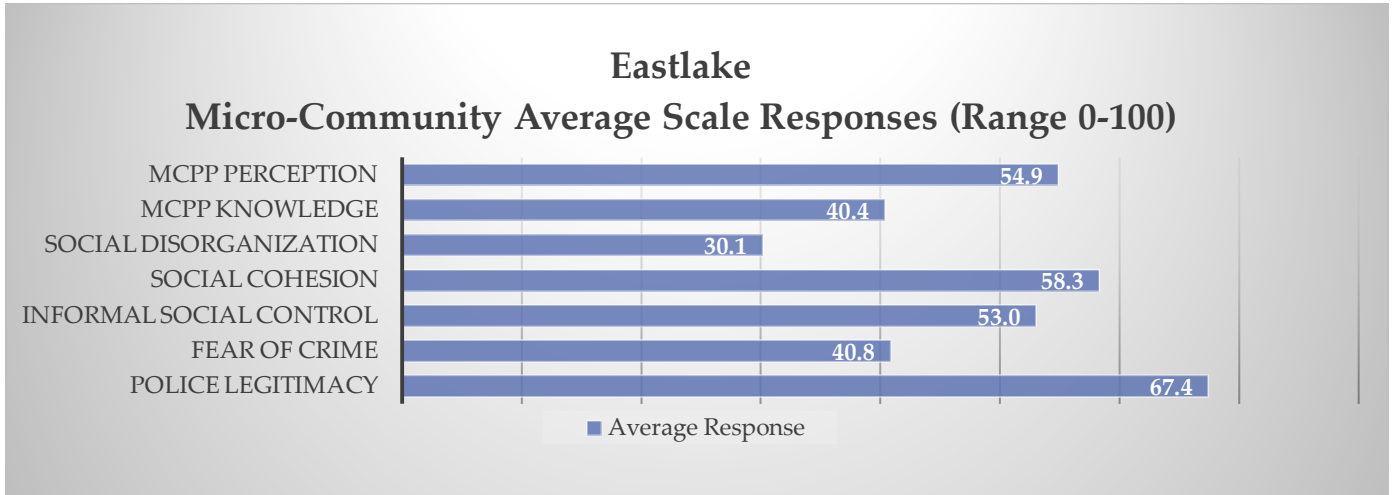
**Central Area/Squire Park (N=299)**

Top Public Safety Concerns	Most Prominent Themes in Narrative Comments
1-Shots Fired	1-Violent Crime
2-Car Prowls	2-Lack of Police Capacity/Presence
3-Gun Violence	3-Public Order Crime
4-Littering/Dumping	4-Property Crime
5-Lack of Police Capacity/Presence	5-Selective Enforcement/Racial Bias



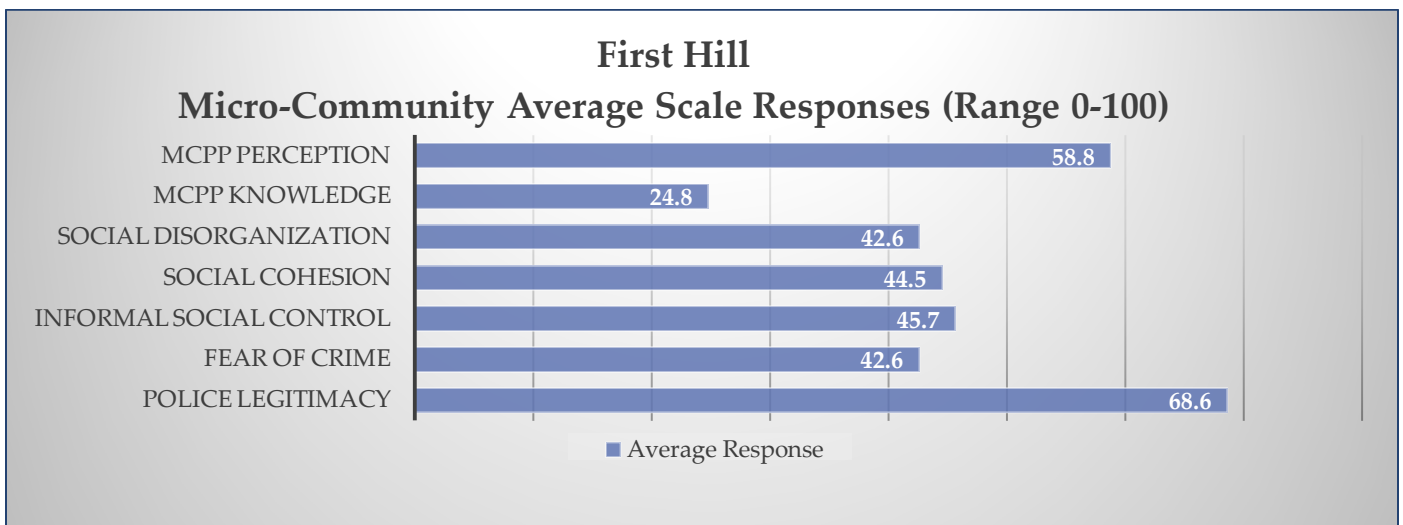
**Eastlake (N=89)**

Top Public Safety Concerns	Most Prominent Themes in Narrative Comments
1- Car Prowls	1-Traffic/Bike/Pedestrian/Transit
2- Parking Issues	2-Homelessness
3- Auto Theft	3-Property Crime
4- Bicycle Safety	4-Lack of Police Capacity/Presence
5- Lack of Police Capacity / Presence	5-Public Order Crime



### First Hill (N=99)

Top Public Safety Concerns	Most Prominent Themes in Narrative Comments
1-Littering/Dumping	1-Lack of Police Capacity/Presence
2-Loitering	2-Public Order Crime
3-Lack of Mental Health Resources	3-Traffic/Bike/Pedestrian/Transit
4-Lack of Police Capacity/Presence	4-Homelessness
5-Parking Issues	5-More Social Services Needed for People in Behavioral Crisis

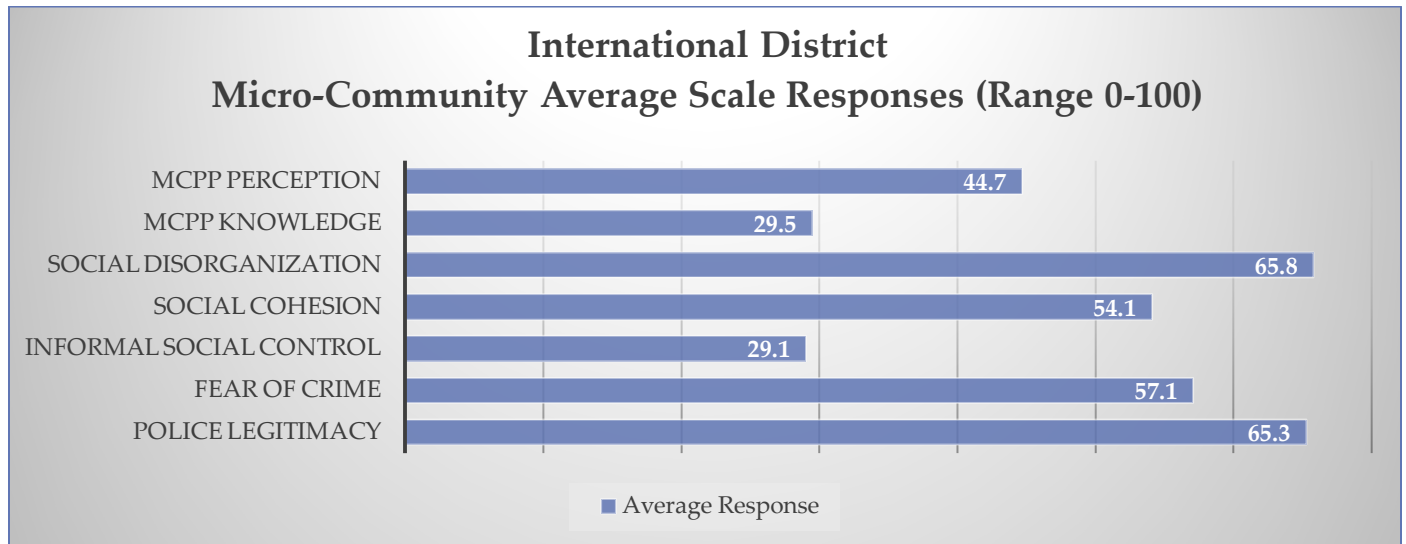






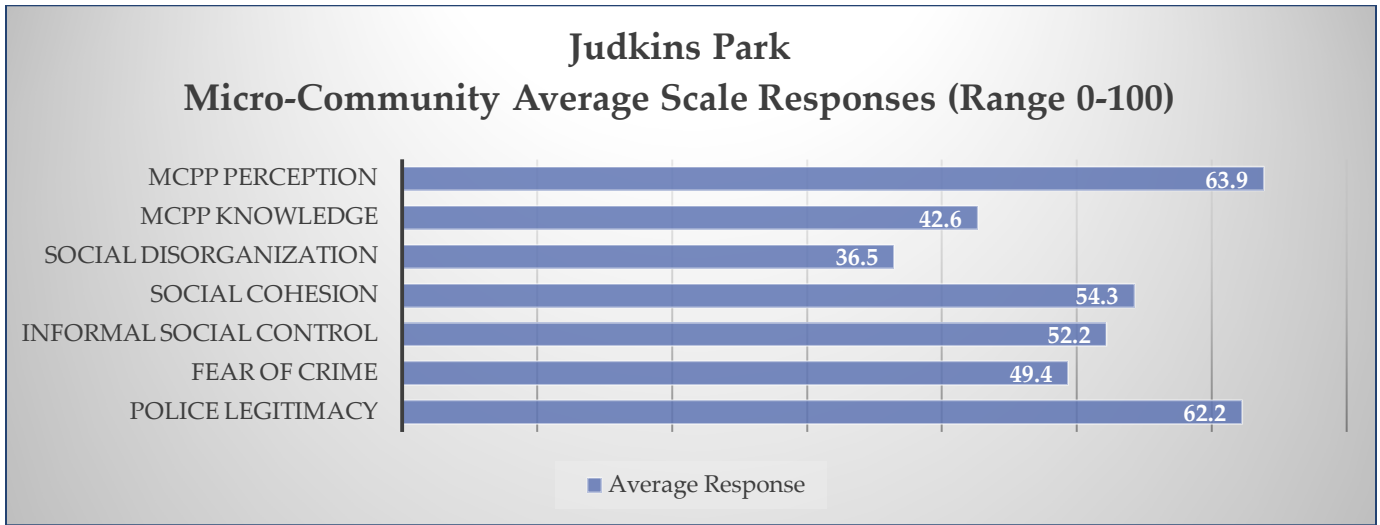
**International District (N=56)**

Top Public Safety Concerns	Most Prominent Themes in Narrative Comments
1- Littering/Dumping	1- Homelessness
2- Lack of Police Capacity/Presence	2- Lack of Police Capacity/Presence
3- Drug Use in Public	3- Public Order Crime
4- Drug Sales	4- Property Crime
5- Civility Issues	5- Violent Crime



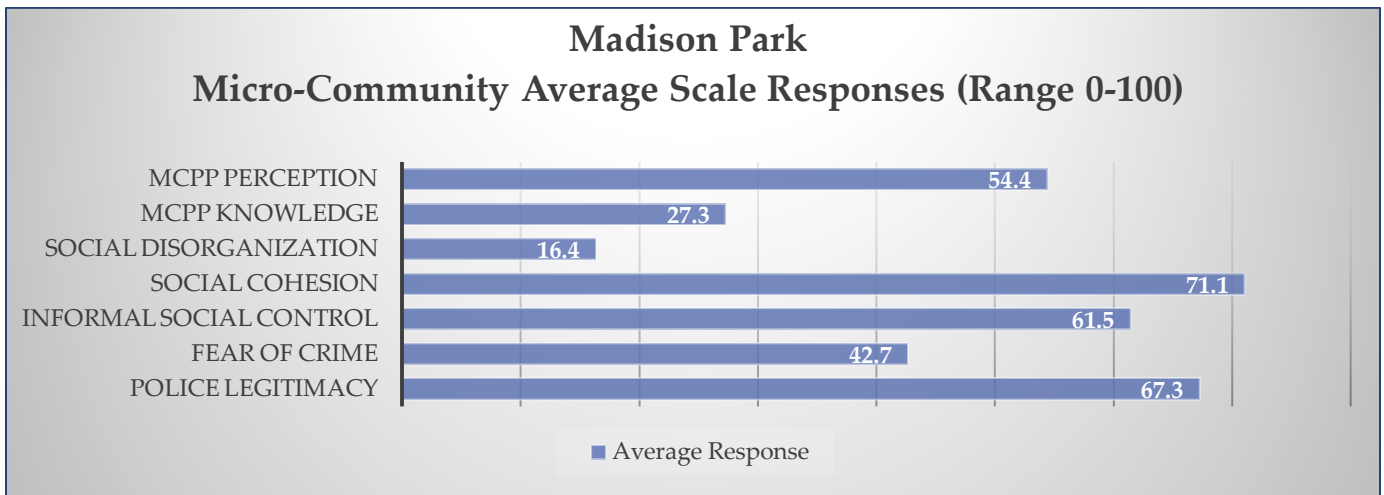
**Judkins Park (N=54)**

Top Public Safety Concerns	Most Prominent Themes in Narrative Comments
1-Car Prowls	1-Lack of Police Capacity/Presence
2-Shots Fired	2-Violent Crime
3-Litter/Dumping	3-Homelessness
4-Residential Burglary	4-Public Order Crime
5-Gun Violence	5-Property Crime



### Madison Park (N=92)

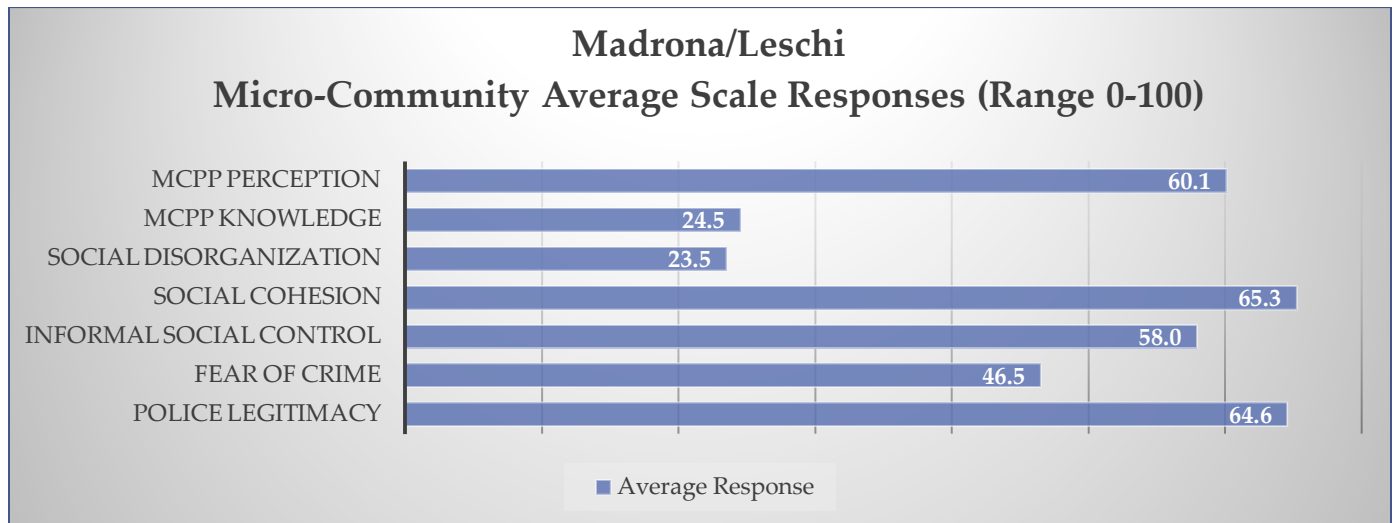
Top Public Safety Concerns	Most Prominent Themes in Narrative Comments
1-Car Prowls	1-Property Crime
2-Residential Burglary	2-Lack of Police Capacity/Presence
3-Lack of Police Capacity/Presence	3-Homelessness
4-Parking Issues	4-Violent Crime
5-Property Crime - General	5-Public Order Crime





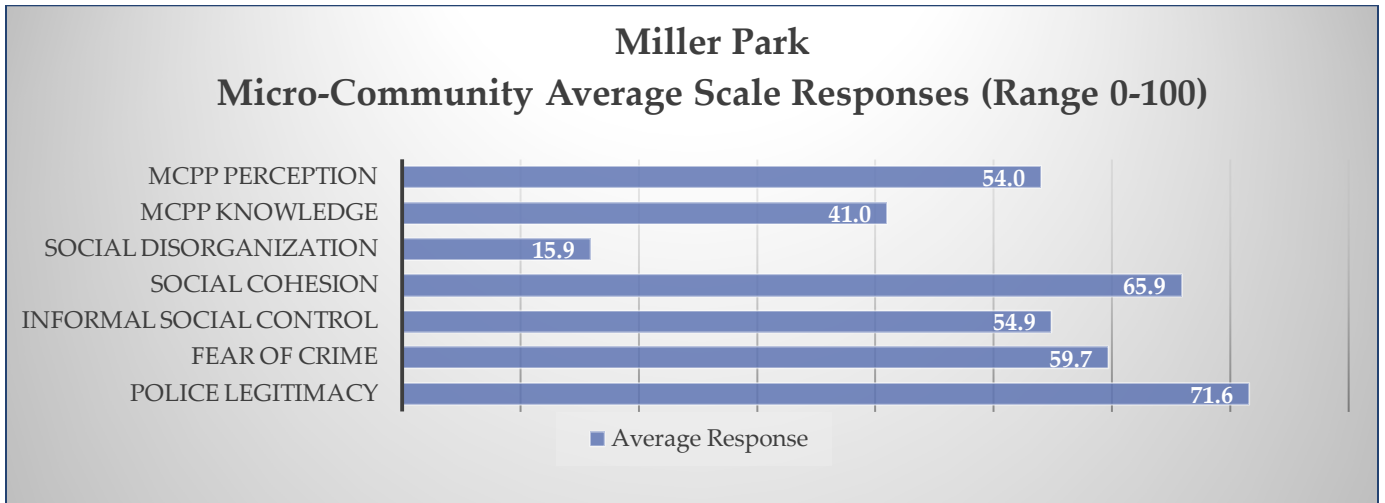
**Madrona/Leschi (N=183)**

Top Public Safety Concerns	Most Prominent Themes in Narrative Comments
1-Car Prowls	1-Property Crime
2-Residential Burglary	2-Lack of Police Capacity/Presence
3-Lack of Police Capacity/Presence	3-Violent Crime
4-Shots Fired	4-Traffic/Bike/Pedestrian/Transit
5-Property Crime - General	5-Public Order Crime



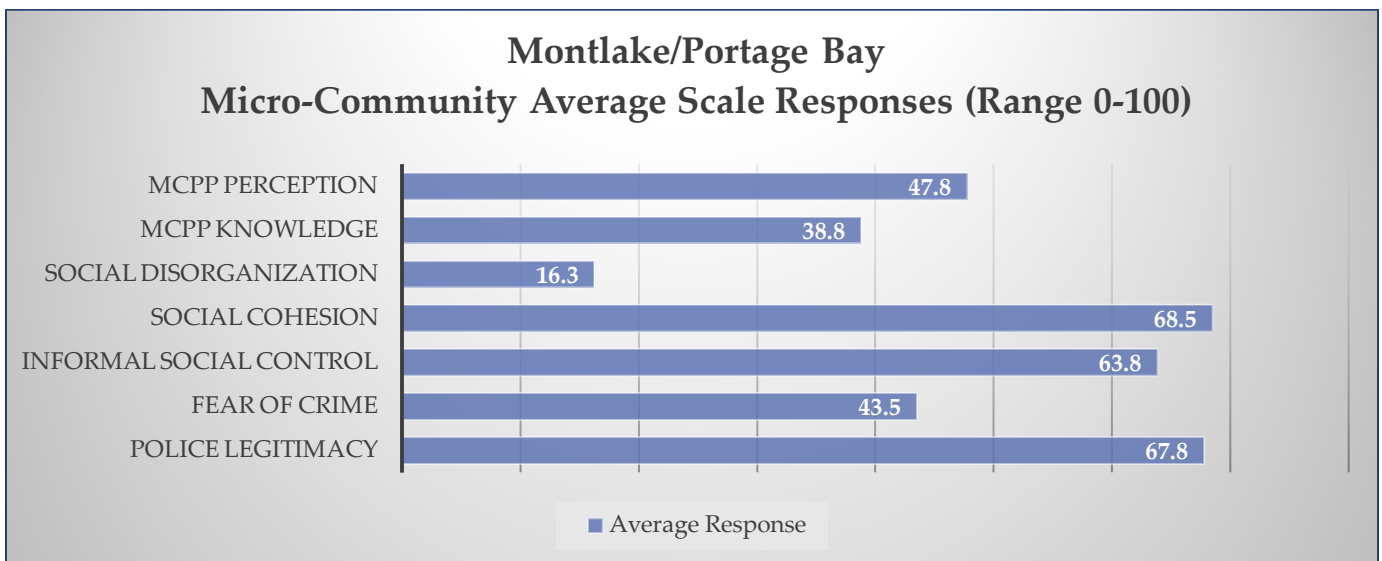
**Miller Park (N=5)**

Top Public Safety Concerns	Most Prominent Themes in Narrative Comments
1-Car Prowls	1-Lack of Police Capacity/Presence
2-Graffiti	2-Property Crime
3-Auto Theft	3-MCPP Neighborhood Designation Incorrect
4-Littering/Dumping	--
5-Parking Issues	--



### Montlake/Portage Bay (N=82)

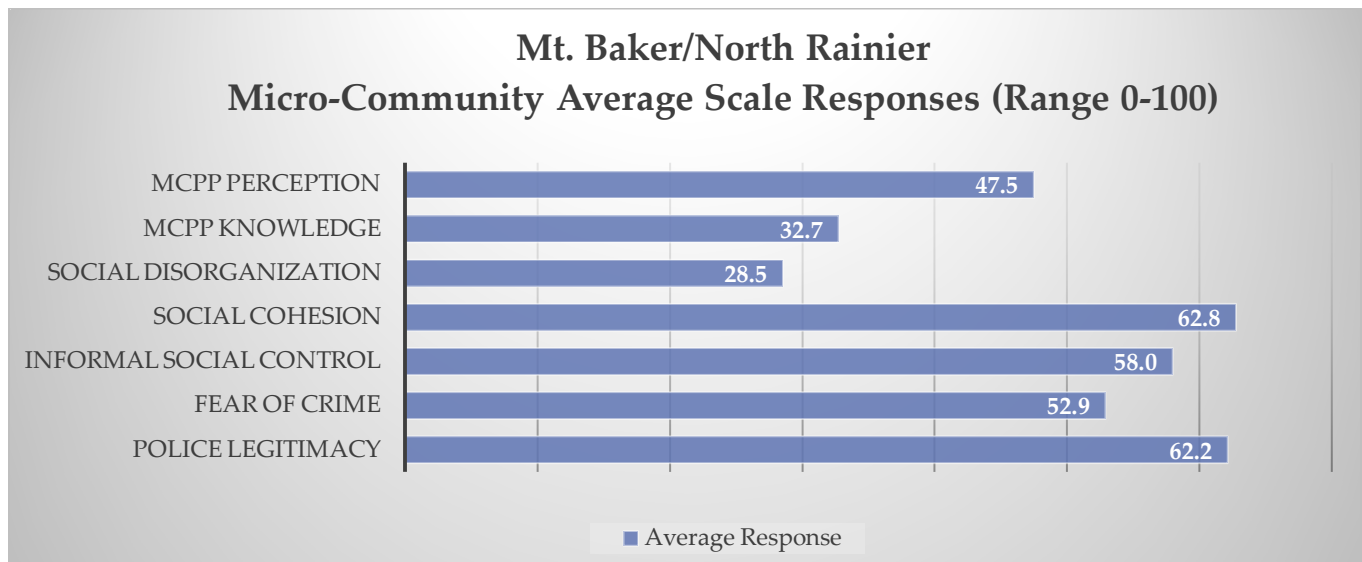
Top Public Safety Concerns	Most Prominent Themes in Narrative Comments
1-Car Prowls	1-Lack of Police Capacity/Presence
2-Residential Burglary	2- Traffic/Bike/Pedestrian/Transit
3-Traffic Safety	3-Homelessness
4-Bicycle Safety	--
5-Auto Theft	--





**Mt. Baker/North Rainier (N=147)**

Top Public Safety Concerns	Most Prominent Themes in Narrative Comments
1- Car Prowls	1- Property Crime
2- Residential Burglary	2- Lack of Police Capacity/Presence
3- Lack of Police Capacity/Presence	3- Public Order Crime
4- Shots Fired	4- Traffic/Bike/Pedestrian/Transit
5- Property Crime - General	5- Lack of Trust in Police/SPD

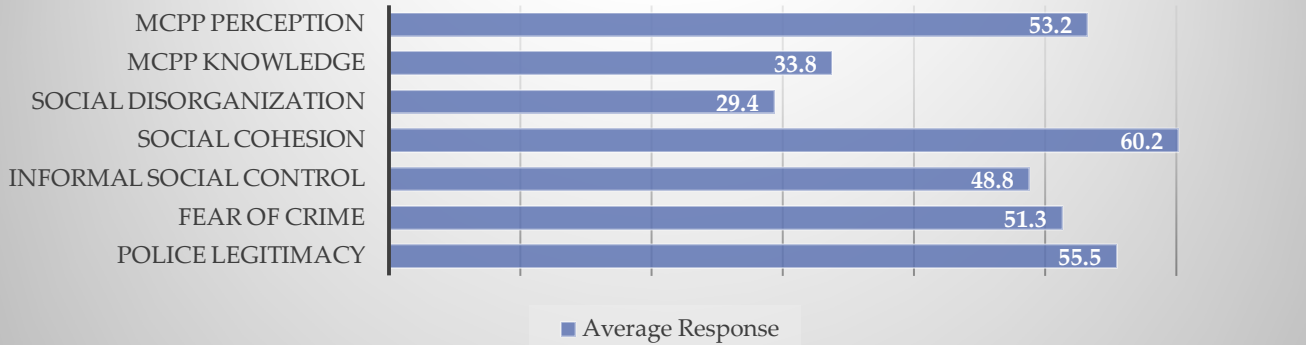


**North Beacon Hill/Jefferson Park (N=140)**

Top Public Safety Concerns	Most Prominent Themes in Narrative Comments
1- Car Prowls	1- Homelessness
2- Littering/Dumping	2- Lack of Police Capacity/Presence
3- Lack of Police Capacity/Presence	3- Traffic/Bike/Pedestrian/Transit
4- Residential Burglary	4- Violent Crime
5- Auto Theft	5- Public Order



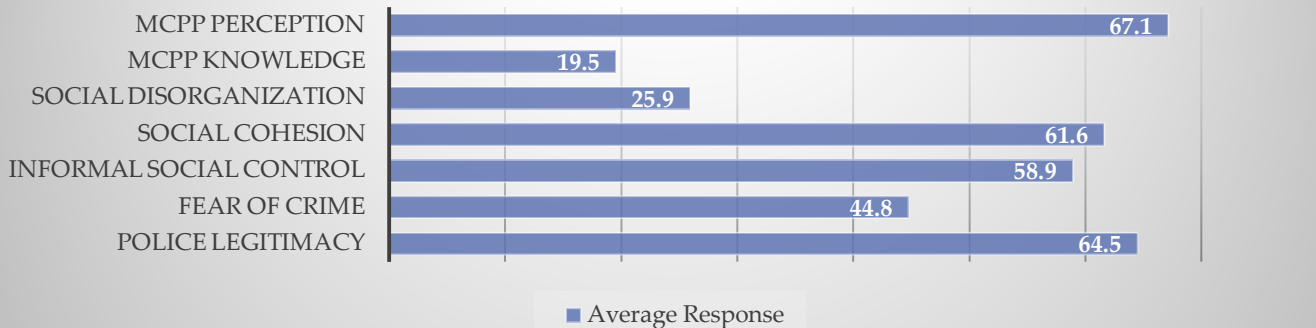
### North Beacon Hill/Jefferson Park Micro-Community Average Scale Responses (Range 0-100)



### North Capitol Hill (N=136)

Top Public Safety Concerns	Most Prominent Themes in Narrative Comments
1-Car Prowls	1-Homelessness
2-Parking Issues	2- Traffic/Bike/Pedestrian/Transit
3-Residential Burglary	3-Mental Health
4-Lack of Mental Health Resources	4-Traffic/Bike/Pedestrian/Transit
5-Graffiti	5-MCPP Neighborhood Designation Incorrect

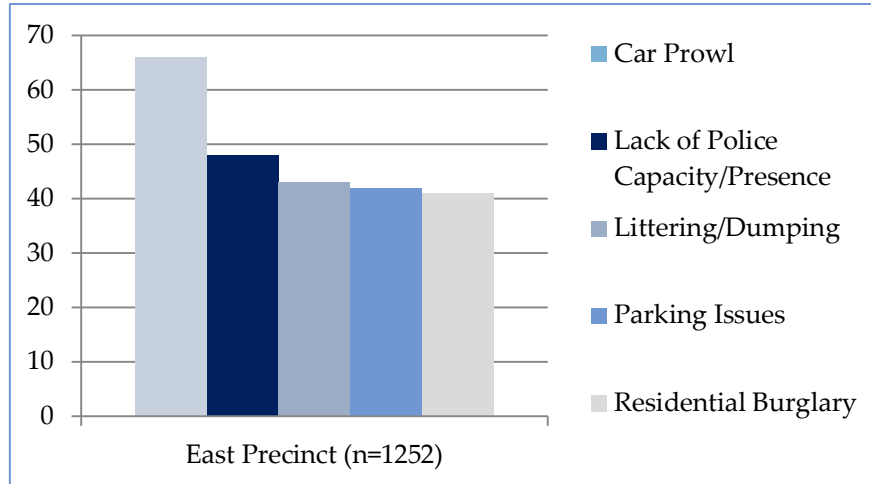
### North Capitol Hill Micro-Community Average Scale Responses (Range 0-100)





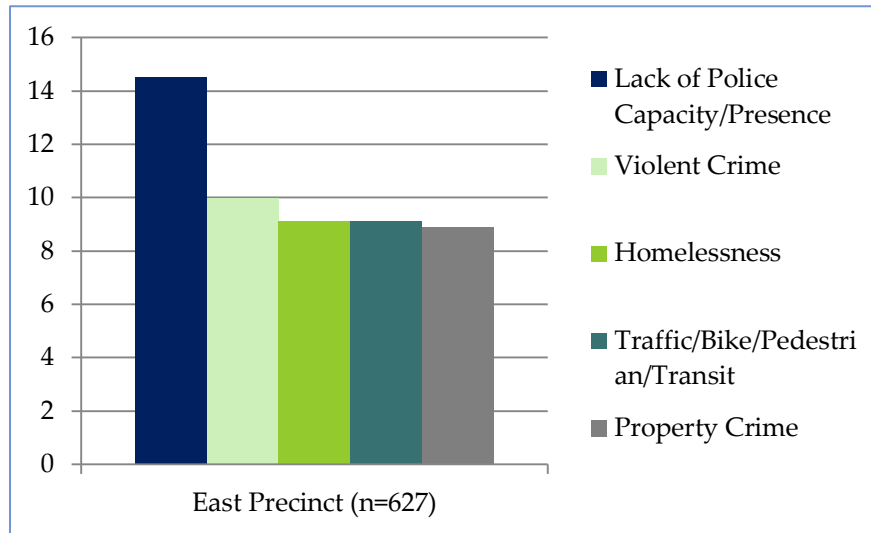
## East Precinct Summary of Results

### Percentage of Respondents who Selected Top Concerns

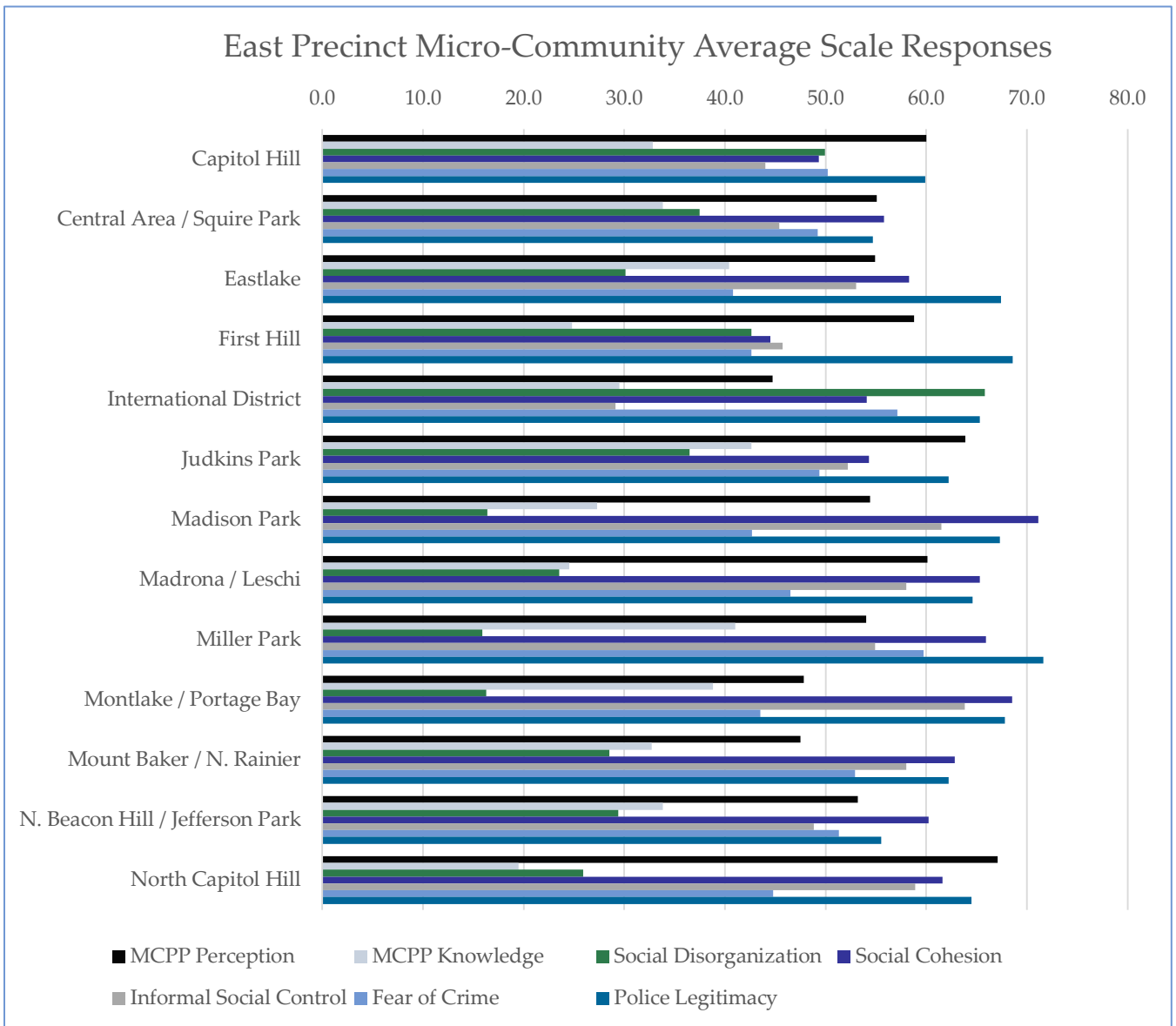
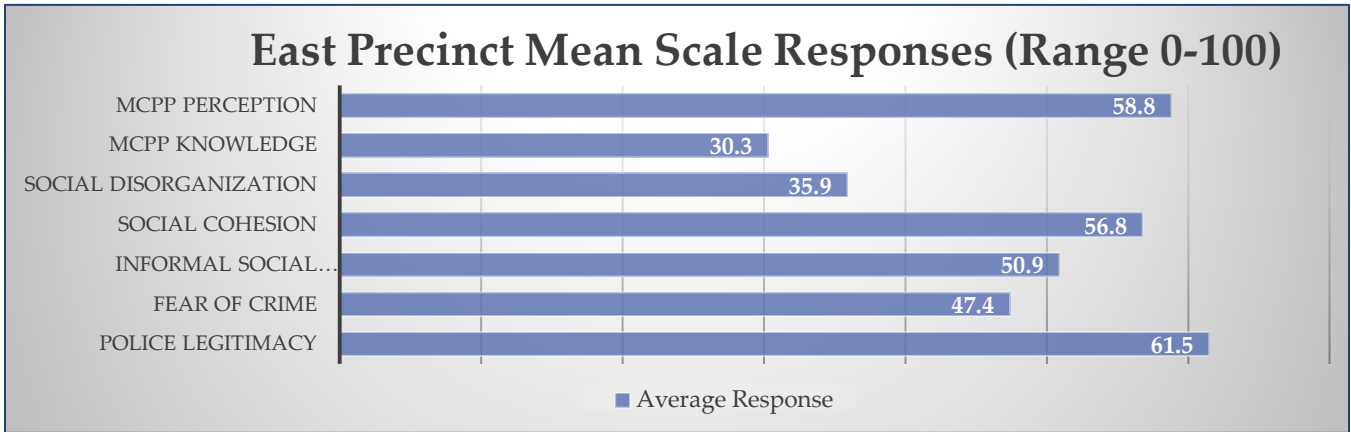


### Percentage of Respondents who Selected Most Prominent Themes in Narrative Comments out of 37 Themes

Community  
Perceptions  
Safety



of Public







## *Summary of Findings for East Precinct*

The top public safety concerns for the East Precinct are car prowls, littering/dumping parking issues, residential burglary, and lack of mental health resources. The most prominent themes citizens in the East Precinct commented on in their narrative responses were lack of police capacity/presence, violent crime, homelessness, traffic/bike/pedestrian/transit issues, and property crime. At the micro-community level, top public safety concerns, prominent themes, and perceptions of public safety differ from the precinct as a whole in some micro-communities (e.g., lack of mental health resources in Capitol Hill, greater concern for violent crime and selective enforcement/racial bias in Central/Squire Park, and need for more social services (First Hill). The results on the scales measuring community perceptions of public safety suggest that the East Precinct as a whole shows relatively high police legitimacy and social cohesion, average social control, low fear of crime and social disorganization, positive perception though low knowledge of the SPD MCPP. At the micro-community level, results on the scales are different depending on the micro-community with some very similar to the East Precinct as a whole (e.g., North Capitol Hill) while others different (e.g., Madison Park, International District) reflecting heterogeneous micro-communities on measures of community perception of public safety within the precinct.

## *Implications for East Precinct Micro-Community Policing Plan*

The quantitative survey findings of the top public safety concerns, prominent themes identified in the narrative comments, and community perceptions regarding issues related to public safety offer comprehensive information based on survey findings from 1,006 East Precinct residents. The information can be used to inform and guide the SPD MCPP priorities to ensure that citizen concerns are taken into account in the development and evolution of the MCPPs for the East Precinct micro-communities. For example, the top public safety concerns coupled with the most prominent themes for the precinct and for each micro-community that can be used to inform the SPD MCPP priorities to reflect the timely concerns of citizens. The community perceptions regarding public safety as measured through the scales provides a snapshot of the nature of the precinct as a whole and the individual micro-communities regarding citizen views on police legitimacy, social disorganization, informal social control, social cohesion, fear of crime as well as perceptions and knowledge of MCPP. Ideally, a healthy community with positive police-citizen relations will have high police legitimacy, low social disorganization, high informal social control and social cohesion, low fear of crime, and positive perception and high knowledge of the SPD MCPP. Thus, survey findings can assist the Precincts to target areas of improvement with respect to scale items that reflect citizen perceptions of community public safety areas that stray from the ideal and negatively impact public safety.



## North Precinct

### North Precinct Survey Results Overview

Results are presented from 2,756 completed survey responses from community members who indicated they live and/or work in the City of Seattle North Precinct. Compared to Seattle demographics, survey respondents were disproportionately more likely to be non-minority and female. Quantitative responses were weighted based on gender and race/ethnicity to better represent the Seattle population. Survey results are presented for top public safety concerns, prominent themes, and measures of community perceptions for the precinct as a whole and for each precinct micro-community.

North Precinct Survey Demographics					
Variable	Responses	Unweighted		Weighted	
		Valid %	n	% Valid	n
<b>Seattle Connection</b>	Live	29.3	808	28.2	728
	Work	1.8	50	1.8	46
	Live/Work	68.9	1898	70.0	1806
<b>Age</b>	< 20	0.1	4	0.2	6
	20-29	7.0	193	7.1	182
	30-39	21.9	604	23.3	602
	40-49	24.3	668	24.9	642
	50-59	19.8	544	19.3	498
	60-69	19.9	547	19.1	492
	70-79	6.4	175	5.5	142
	80-89	0.6	16	0.5	12
	> 90	0.1	3	0.2	4
<b>Race*</b>	American Indian / Alaskan Native	1.9	53	4.7	121
	Asian	5.0	138	12.1	310
	Biracial / Multiracial	3.2	87	7.9	204
	Black / African American	1.3	37	3.5	89
	Pacific Islander	0.3	8	0.8	21
	White	89.5	1126	83.2	2135
	Other / Unknown	2.8	78	4.7	121
<b>Ethnicity</b>	Hispanic	2.8	77	6.8	175
<b>Citizenship</b>	Foreign Born Non-U.S. Citizen	2.3	64	3.4	88
	Foreign Born U.S. Citizen	5.3	146	8.3	213
	U.S. Born Citizen	92.4	2544	88.3	2278
<b>Gender*</b>	Female	64.2	1765	50.7	1307
	Male	35.4	974	49.0	1262
	Transgender	0.3	8	0.5	14
	Other	0.5	14	0.5	12
<b>Marital Status</b>	Divorced	8.0	221	7.4	190
	Married / Domestic Partnership	68.2	1876	69.2	1782

## 2015 Seattle Public Safety Survey Results



	Single	21.5	591	21.4	552
	Widowed	2.3	63	2.0	51
<b>Education</b>	No High School Diploma	0.2	5	0.2	4
	High School Diploma or Equivalent	1.6	44	1.6	40
	Some College	11.0	302	11.8	304
	Associate's Degree	5.3	145	5.2	133
	Bachelor's Degree	42.6	1173	42.3	1088
	Graduate Degree	39.4	1083	39.0	1005
<b>Household Income</b>	\$0 - \$39,999	12.5	328	12.0	294
	\$40,000 - \$79,999	24.6	645	24.2	594
	\$80,000 - \$119,999	21.6	568	20.9	514
	\$120,000 - \$159,999	16.5	433	16.9	416
	\$160,000 - \$199,999	9.8	258	10.3	254
	\$200,000 or higher	14.9	392	15.7	386
<b>*Respondents could select multiple categories</b>					

Of the total 2,756 North Precinct responses, 1,485 respondents offered narrative comments. Narrative comments were analyzed for themes and 37 distinct themes were identified.

<b>Themes Identified in Survey Narrative Comments – 37 Themes</b>			
1-Lack of Police Capacity/Presence	11-Opportunities to Report Non-Emergencies Limited/Cumbersome and Discourage Citizen Reporting to Police	20-SPD Doing a Great Job	29-Moving out of Seattle due to Crime and Public Safety
2-More Foot-Bike-Out-of-Car Patrol	12-More Police Community Outreach Needed	21-City Politics are Decreasing Public Safety	30-Survey/SU Issues
3-Lack of Trust in Police/SPD	13-More Police Community Outreach to Identity-Based Groups	22-CJS/Lack Prosecution are Returning Offenders to Street	31-Crime is on the Rise
4-Concerns About Police Use of Force	14-Police Initiatives Displace Rather than Reduce/Deter Crime	23-Next Door-Positive for Community/Public Safety	32-Crime-Violent
5-Concerns about Selective Enforcement/Racial Bias	15-SPD Organization, Culture, Stability in Leadership Needs to Change	24-Next Door-Negative for Community/Creates Hysteria	33-Crime-Property
6-Lack of Police Professionalism/Police Demeanor/Respect for Citizens	16-SPD Organization, Lack of Police Accountability	25-Homelessness is a Public Safety and Public Health Issue	34-Crime-Public Order
7-More CPTED/Situational/Environmental Crime Prevention Strategies and Citizen Training	17-Consent Decree - Positive Impact on SPD	26-Mental Health is a Public Safety and Public Health Issue	35-Crime-Sex
8-Over-policing/Police at Scenes too Long	18-Consent Decree-Negative Impact on SPD	27-More Social Services Needed in City to Respond to People in Social and Behavioral	36-Crime-Traffic/Pedestrian/Bike/Transit



		Crisis	
9-Issues with 911/Dispatch	19-SPD Doing Best They Can w/Limited Resources	28-Neighborhood Name Designation Incorrect or Missing	37-Other
10-Slow or No Police Response			

Survey results are presented for top public safety concerns, most prominent themes, and measures of community perceptions for the precinct as a whole and for each precinct micro-community.

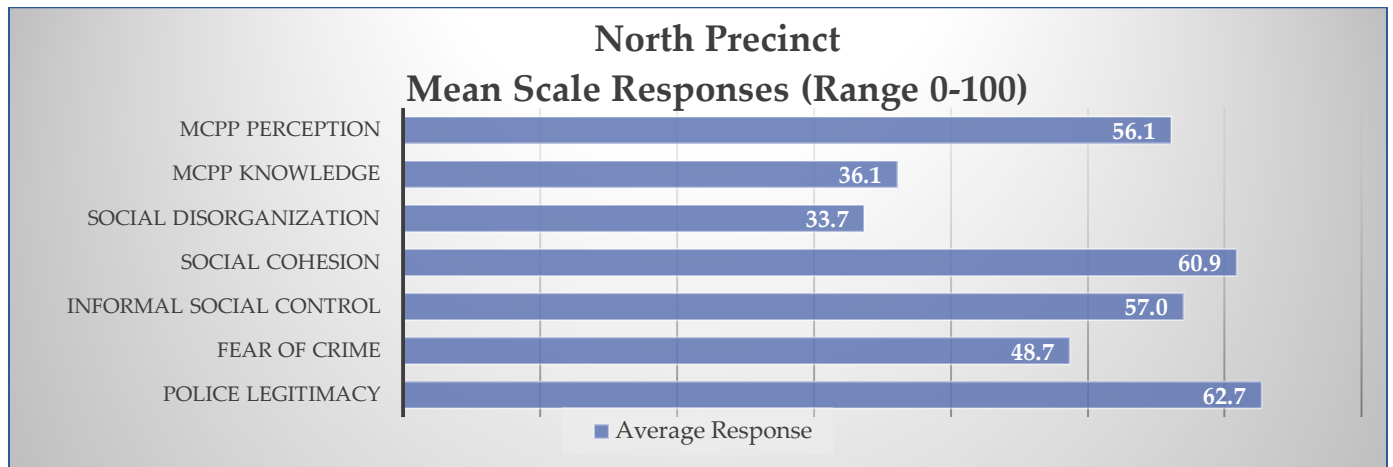
*Top Public Safety Concerns, Prominent Themes, and Community Perceptions of Public Safety for North Precinct and North Precinct Micro-Communities*

Top Public Safety Concerns, Most Prominent Themes, and Community Perceptions of public safety are presented for the North Precinct as a whole and for each North Precinct Micro-Community.

**North Precinct**

**Precinct-Wide (N=2756)**

Top Public Safety Concerns	Most Prominent Themes in Narrative Comments
1-Car Prowls	1-Lack of Police Capacity/Presence
2-Lack of Police Capacity/Presence	2-Homelessness
3-Residential Burglary	3-Traffic/Bike/Pedestrian/ Transit
4-Property Crime – General	4-Property Crime
5-Auto Theft	5-Violent Crime

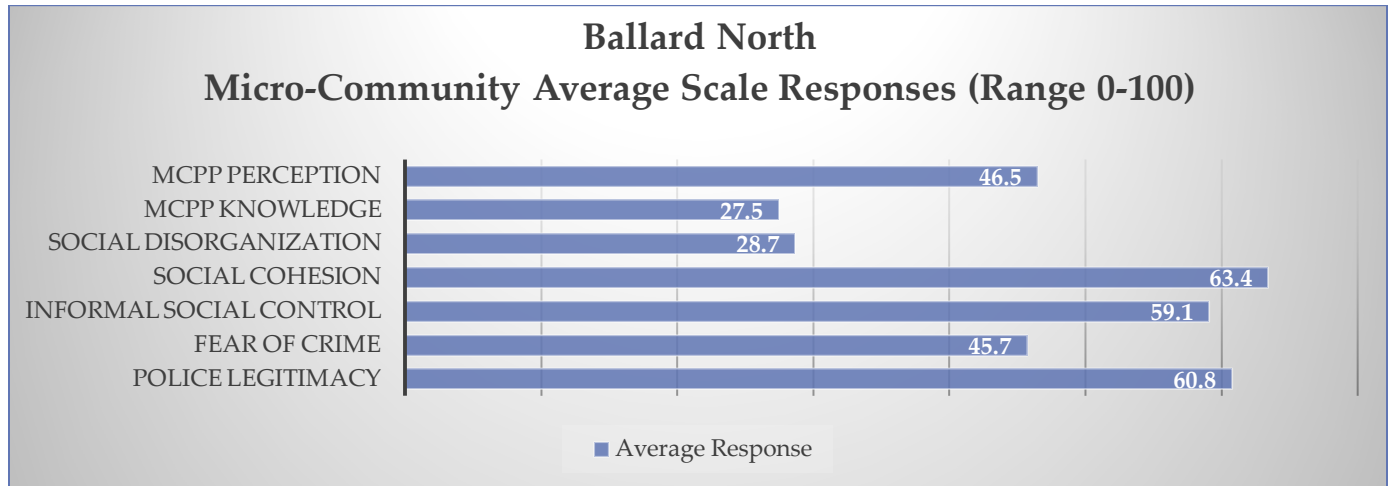




**North Precinct Micro-Communities**

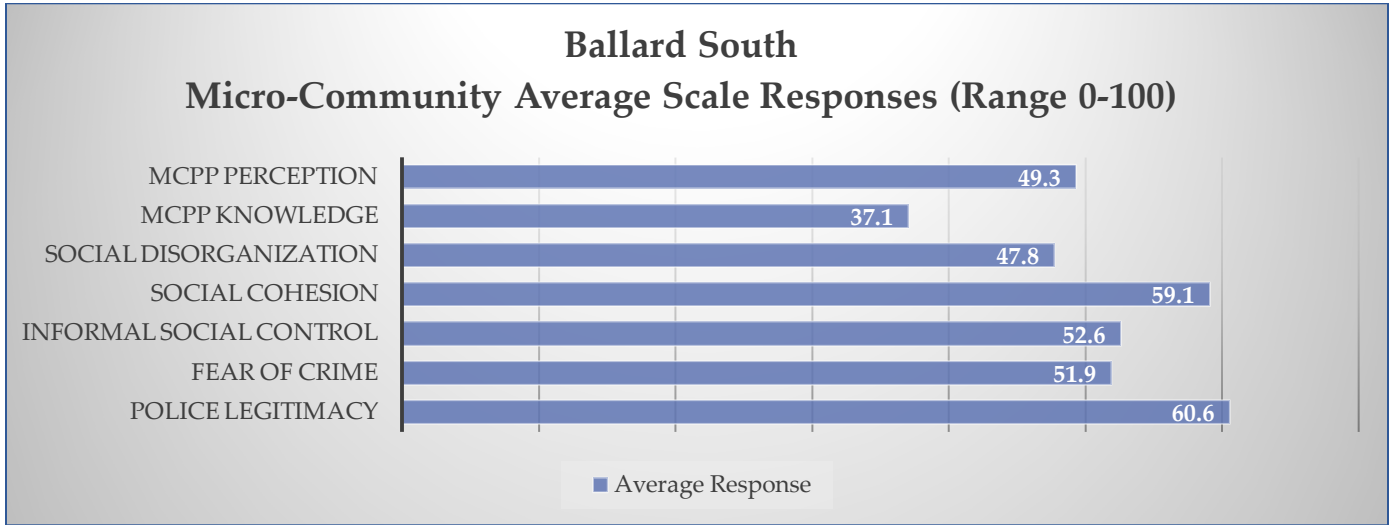
**Ballard North (N=380)**

Top Public Safety Concerns	Most Prominent Themes in Narrative Comments
1- Car Prowls	1- Lack of Police Capacity/Presence
2-Lack of Police Capacity/Presence	2-Homelessness
3-Residential Burglary	3-Property Crime
4-Car/RV camping	4- Public Order Crime
5- Property crime - general	5- Traffic/Bike/Pedestrian/ Transit



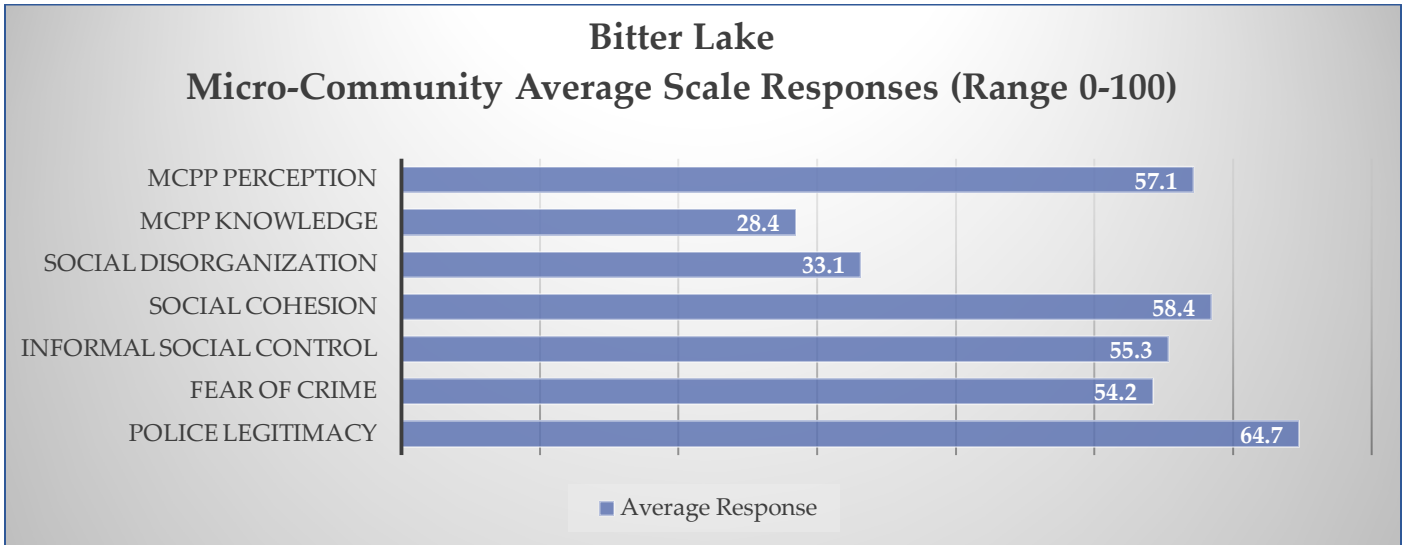
**Ballard South (N=310)**

Top Public Safety Concerns	Most Prominent Themes in Narrative Comments
1- Homeless Encampments (Non-Regulated)	1-Homelessness
2- Lack of Police Capacity/Presence	2-Lack of Police Capacity/Presence
3- Car/RV camping	3-Property Crime
4- Car Prowls	4-City Politics are Decreasing Public Safety
5- Littering/dumping	5-Public Order Crime



### Bitter Lake (N=158)

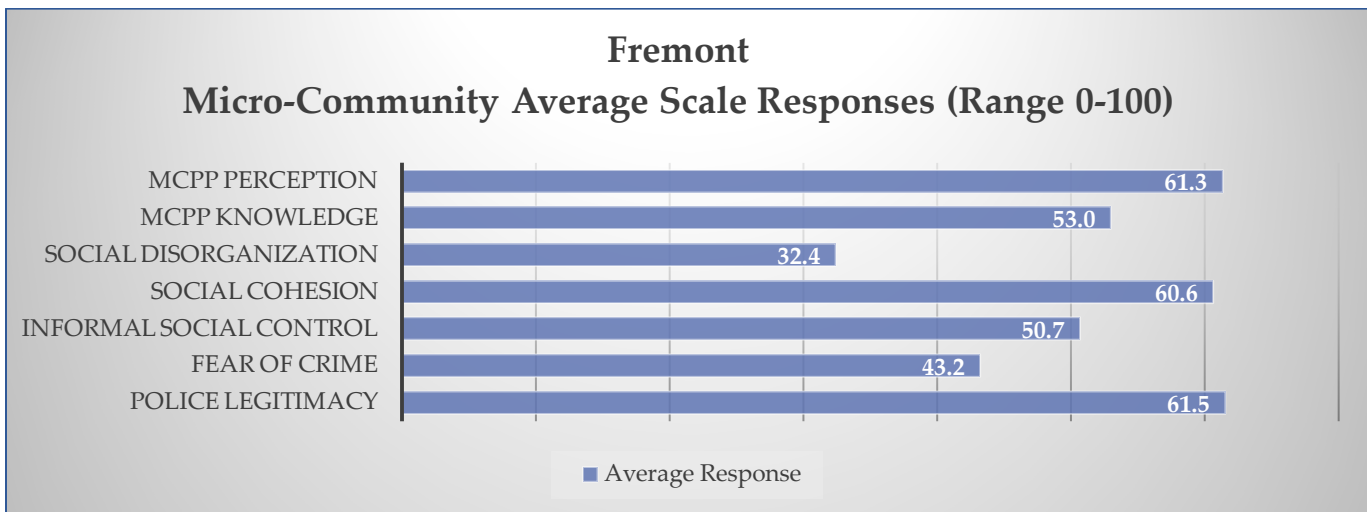
Top Public Safety Concerns	Most Prominent Themes in Narrative Comments
1-Car Prowls	1-Traffic/Bike/Pedestrian/Transit
2-Residential Burglary	2-Lack of Police Capacity/Presence
3-Lack of Police Capacity/Presence	3-Homelessness
4-Illegal sex work	4-Public Order Crime
5-Property crime - general	5-Property Crime





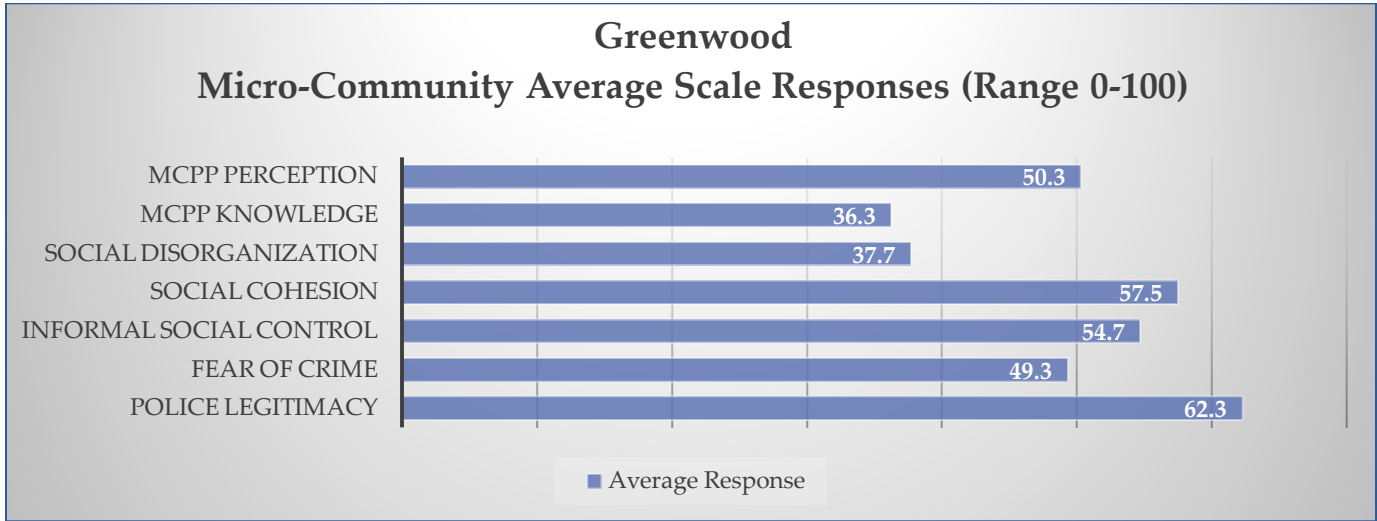
**Fremont (N=113)**

Top Public Safety Concerns	Most Prominent Themes in Narrative Comments
1- Car Prowls	1-Lack of Police Capacity/Presence
2-Littering/Dumping	2-Homelessness
3-Lack of Police Capacity/Presence	3-Traffic/Bike/Pedestrian/Transit
4-Bicycle safety	4-Property Crime
5-Homeless encampments (non-regulated)	5-More Police Community Outreach Needed



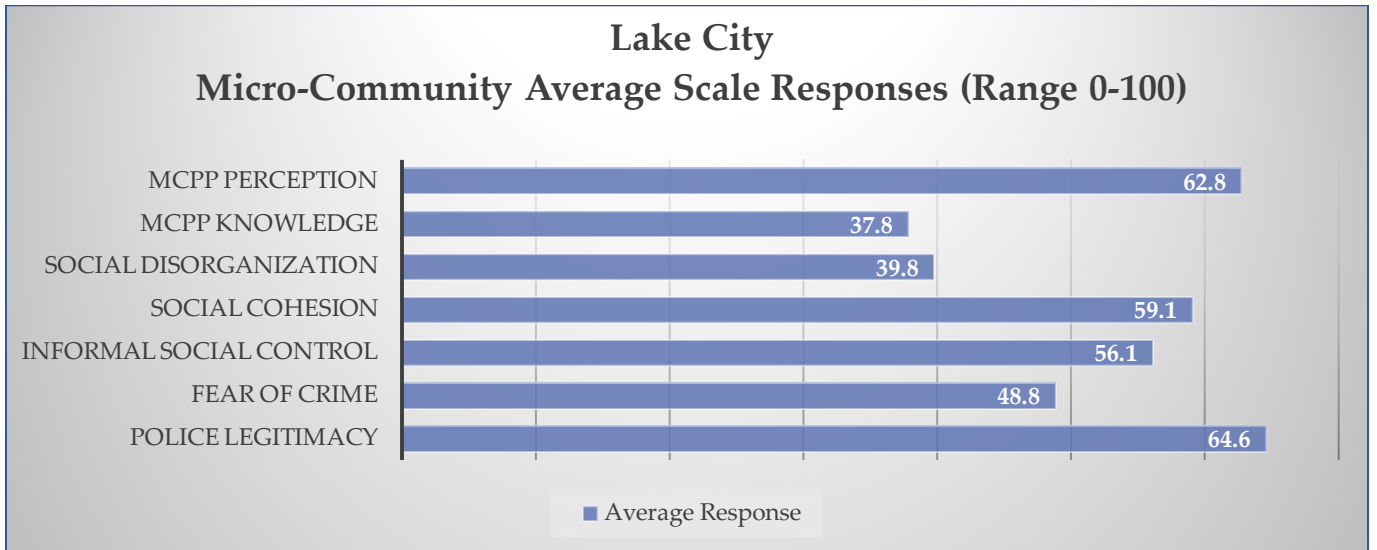
**Greenwood (N=288)**

Top Public Safety Concerns	Most Prominent Themes in Narrative Comments
1-Car Prowls	1- Lack of Police Capacity/Presence
2-Lack of Police Capacity/Presence	2-Property Crime
3-Residential Burglary	3-Homelessness
4-Drug Sales	4-Public Order Crime
5- Property Crime - general	5-Traffic/Bike/Pedestrian/Transit



### Lake City (N=208)

Top Public Safety Concerns	Most Prominent Themes in Narrative Comments
1-Lack of Police Capacity/Presence	1-Property Crime
2-Car Prowls	2-Lack of Police Capacity/Presence
3-Residential Burglary	3-Traffic/Bike/Pedestrian/Transit
4-Littering/Dumping	4- Homelessness
5-Property Crime - General	5- More Police Community Outreach Needed

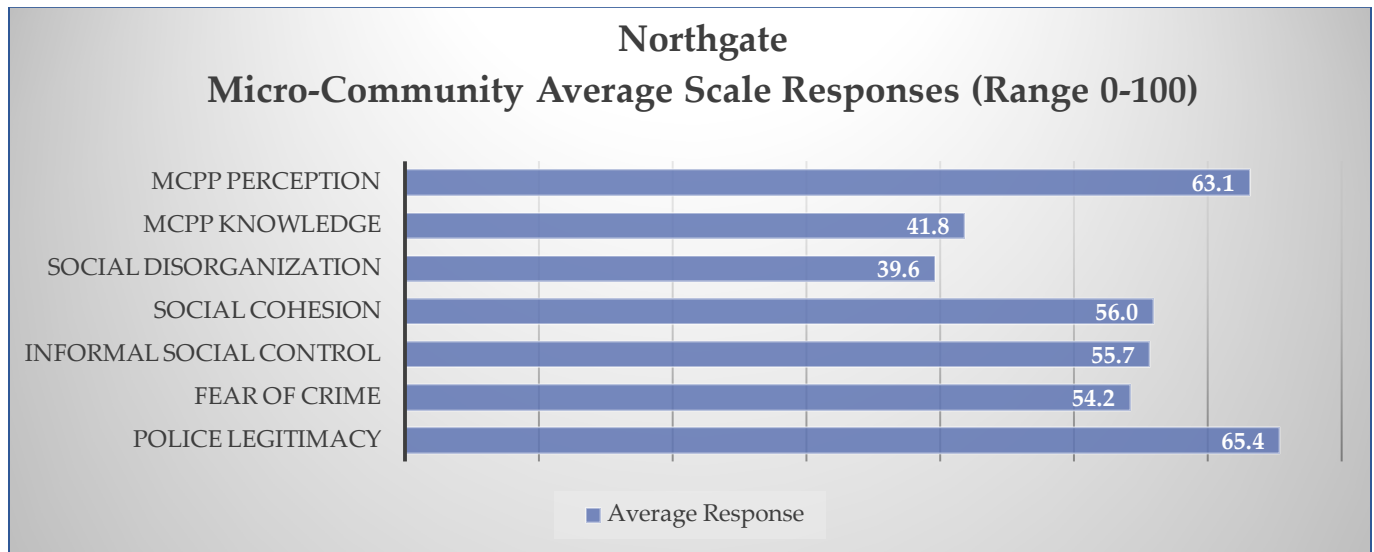






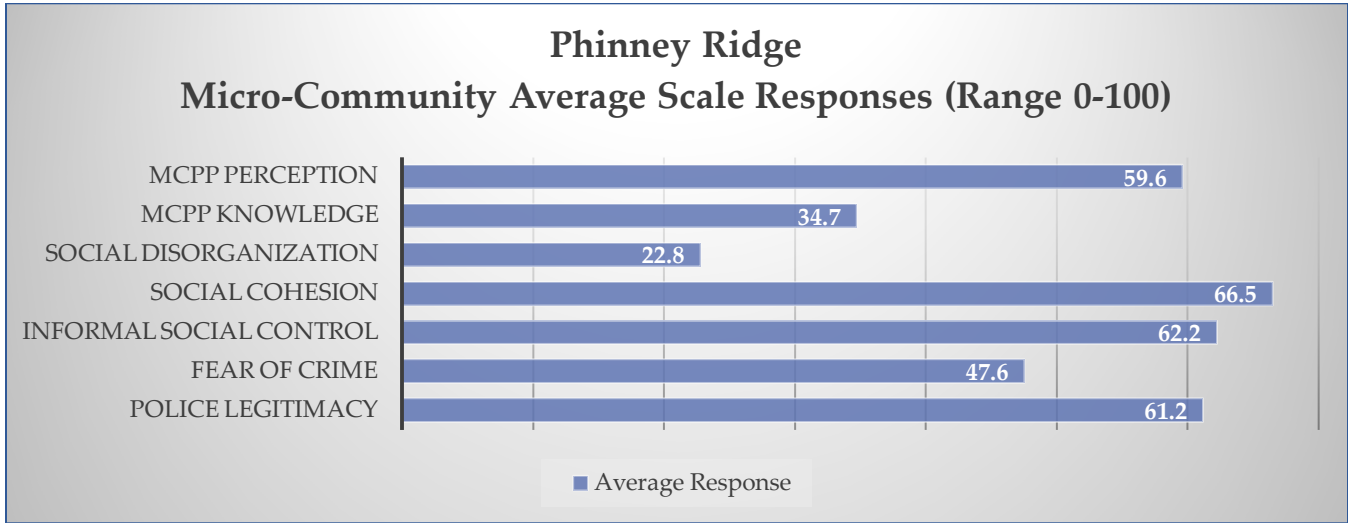
**Northgate (N=265)**

Top Public Safety Concerns	Most Prominent Themes in Narrative Comments
1-Car Prowls	1-Lack of Police Capacity/Presence
2-Lack of Police Capacity/Presence	2-Property Crime
3-Residential Burglary	3-Homelessness
4-Littering/Dumping	4- Public Order Crime
5-Auto Theft	5-Traffic/Bike/Pedestrian/Transit



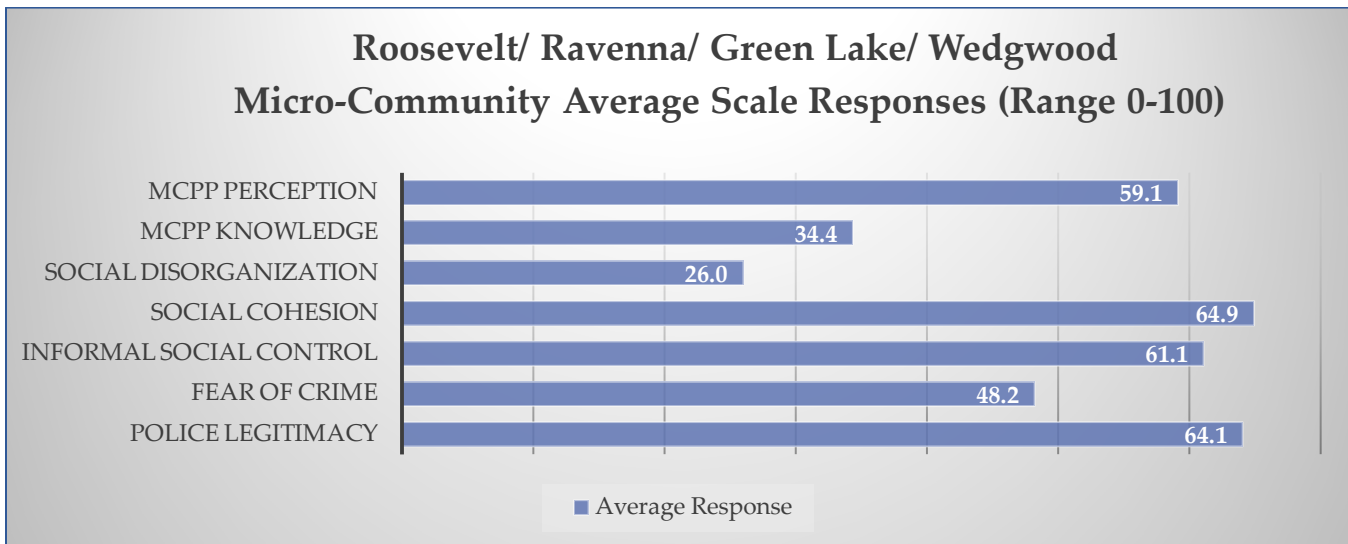
**Phinney Ridge (N=129)**

Top Public Safety Concerns	Most Prominent Themes in Narrative Comments
1-Car Prowls	1-Property Crime
2-Lack of Police Capacity/Presence	2-Lack of Police Capacity/Presence
3-Auto Theft	3-Homelessness
4-Residential Burglary	4-Traffic/Bike/Pedestrian/Transit
5-Graffiti	5-Public Order Crime



### Roosevelt/ Ravenna/ Green Lake/ Wedgwood (N=605)

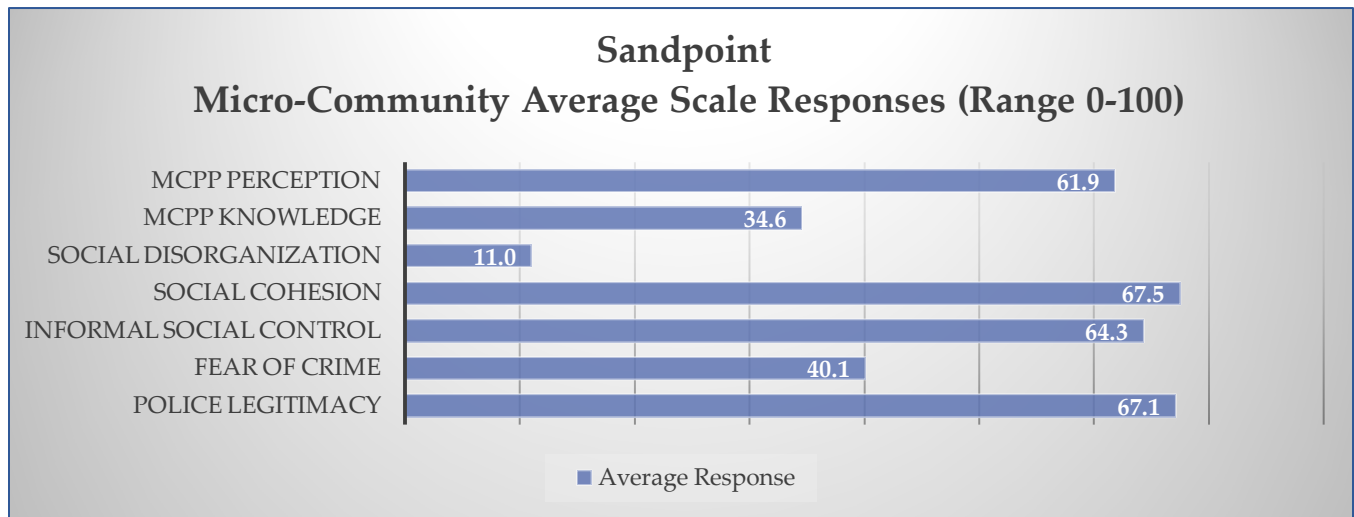
Top Public Safety Concerns	Most Prominent Themes in Narrative Comments
1-Car Prowls	1-Lack of Police Capacity/Presence
2-Residential Burglary	2-Property Crime
3-Lack of Police Capacity/Presence	3-Traffic/Bike/Pedestrian/Transit
4-Property Crime - General	4-Homelessness
5-Auto Theft	5- Public Order Crime





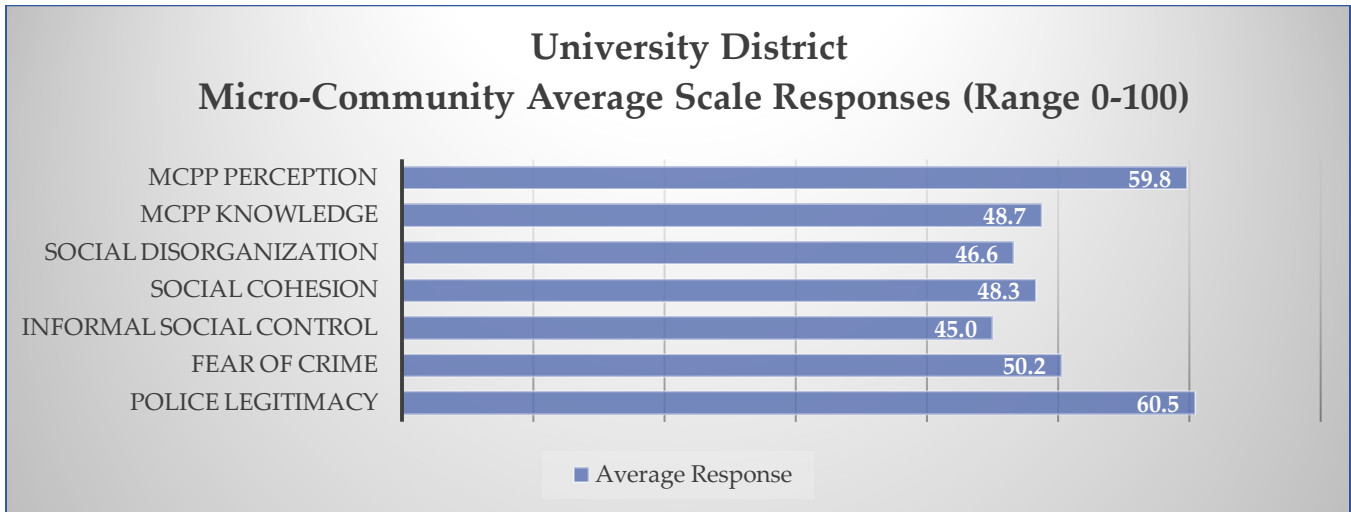
**Sandpoint (N=78)**

Top Public Safety Concerns	Most Prominent Themes in Narrative Comments
1-Car Prowls	1-Property Crime
2-Residential Burglary	2-Lack of Police Capacity/Presence
3-Lack of Police Capacity/Presence	3- SPD Doing a Great Job
4-Property Crime - General	4-Violent Crime
5-Pedestrian Safety	5-Traffic/Bike/Pedestrian/Transit



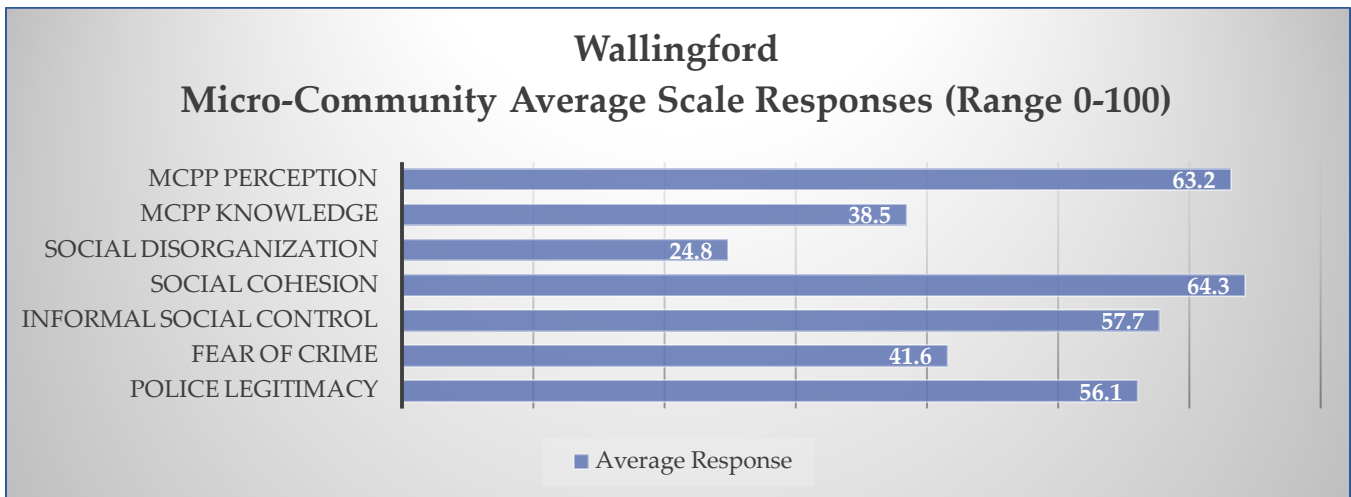
**University District (N=106)**

Top Public Safety Concerns	Most Prominent Themes in Narrative Comments
1- Car Prowls	1-Traffic/Bike/Pedestrian/Transit
2- Littering/Dumping	2-Public Order Crime
3- Parking Issues	3-Lack of Police Capacity/Presence
4- Lack of Police Capacity/Presence	4-Property Crime
5- Drug Sales	5- Homelessness



### Wallingford (N=116)

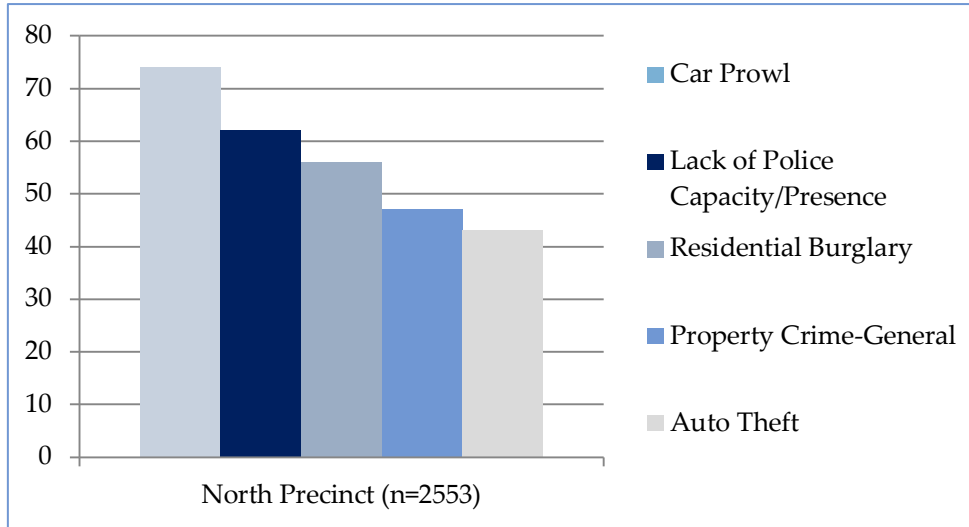
Top Public Safety Concerns	Most Prominent Themes in Narrative Comments
1-Car Prowls	1-Homelessness
2-Car/RV Camping	2-Lack of Police Capacity/Presence
3-Homeless Encampments (Non-Regulated)	3-Property Crime
4-Bicycle Safety	4-Concerns about Selective Enforcement/Racial Bias
5-Residential Burglary	5-Public Order Crime



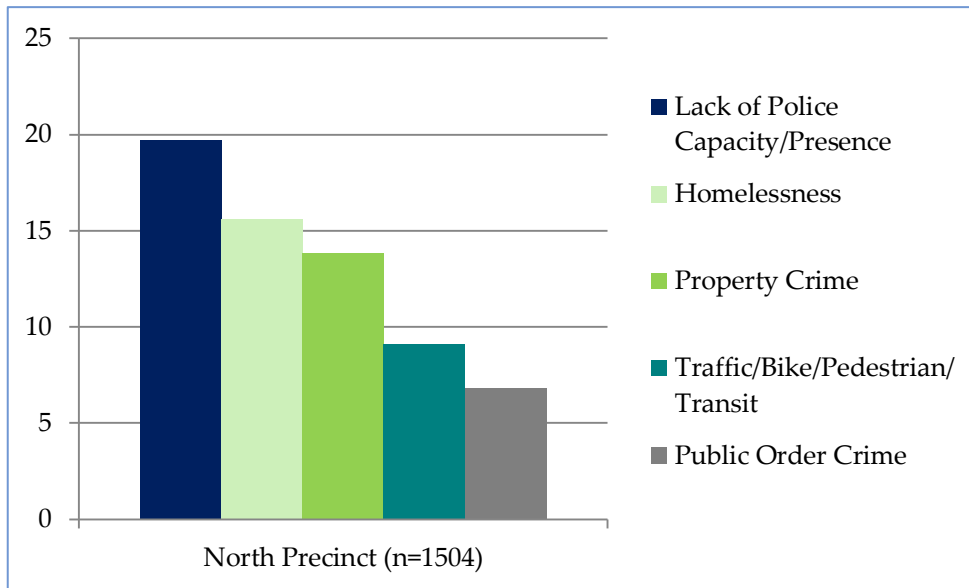


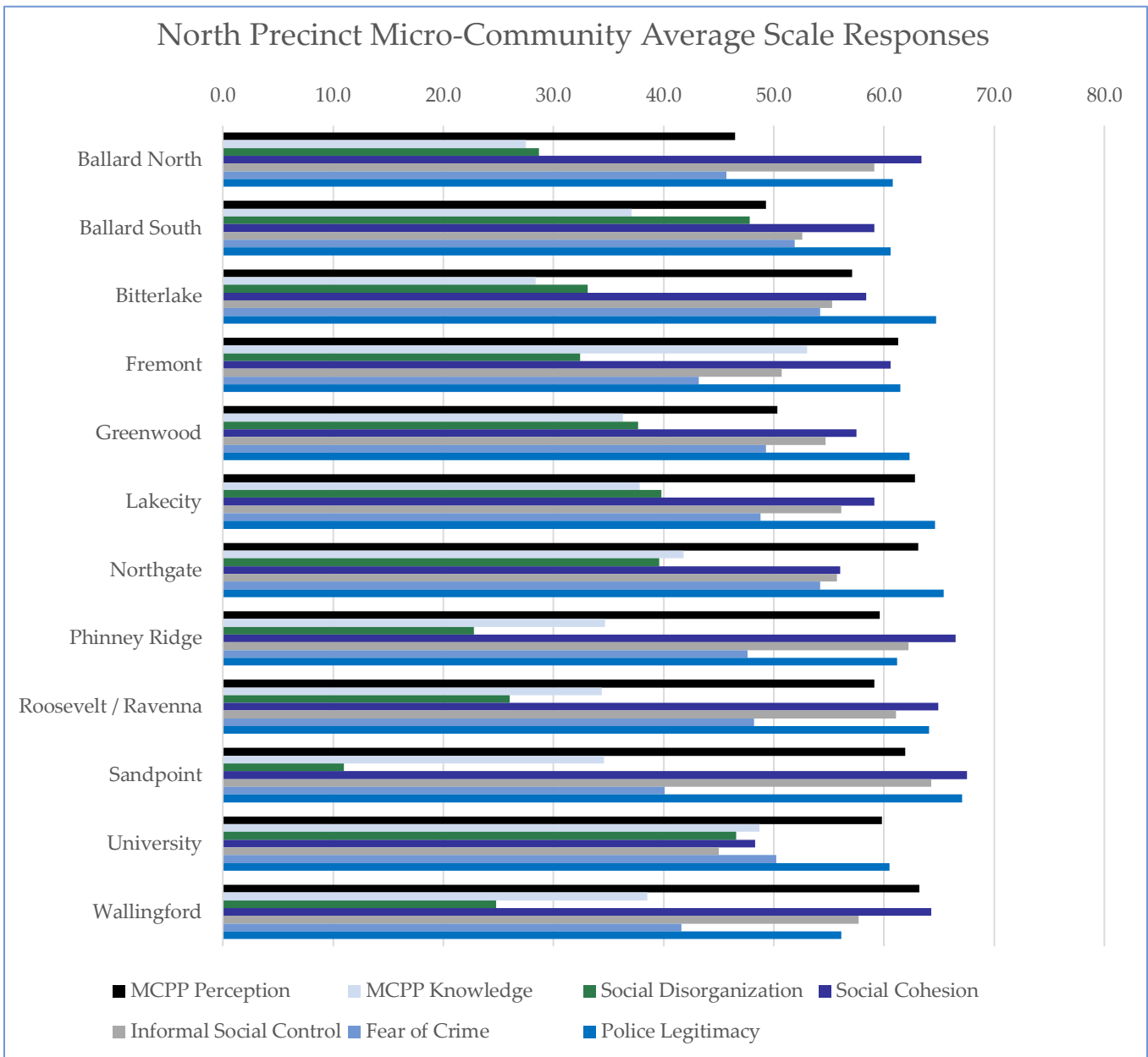
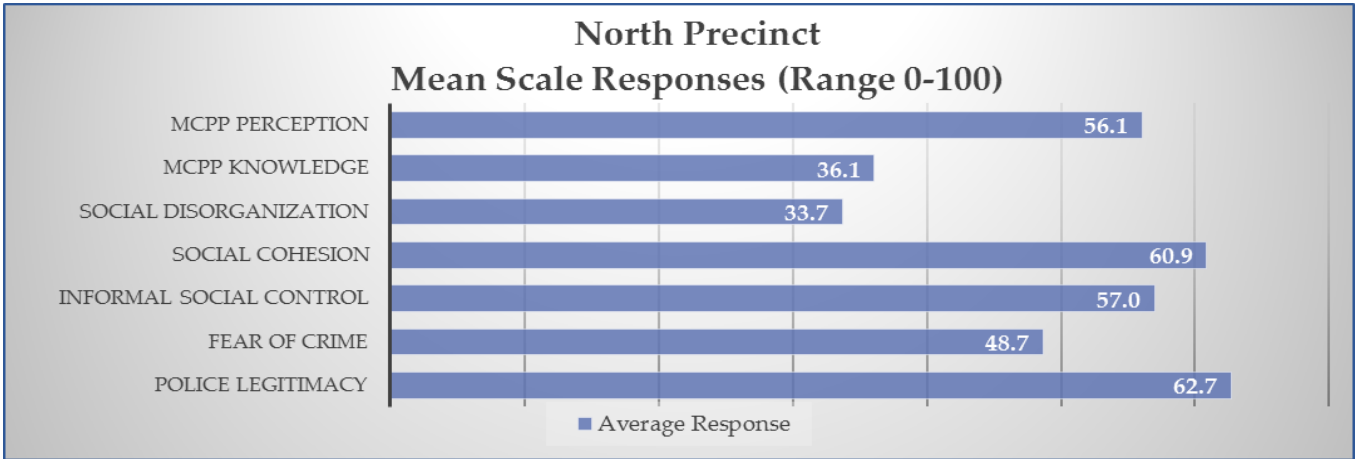
## North Precinct Summary of Results

### Percentage of Respondents who Selected Top Concerns



### Percentage of Respondents who Selected Most Prominent Themes in Narrative Comments out of 37 Themes







## *Summary of Findings for North Precinct*

The top public safety concerns for the North Precinct are car prowls, lack of police capacity/presence, residential burglary, property crime-general, and auto theft. The most prominent themes citizens in the North Precinct commented on in their narrative responses were lack of police capacity/presence, homelessness, traffic/bike/pedestrian/transit issues, property crime, and violent crime. At the micro-community level, top public safety concerns, prominent themes, and perceptions of public safety differ slightly from the precinct as a whole in some micro-communities (e.g., University, Ballard South). The results on the scales measuring community perceptions of public safety suggest that the North Precinct as a whole shows relatively social cohesion and informal social control, average police legitimacy, average fear of crime, low social disorganization, and positive perception though low knowledge of the SPD MCPP. At the micro-community level, results on the scales are different depending on the micro-community with some very similar to the North Precinct as a whole (e.g., Sandpoint, Roosevelt/Ravenna) while others different (e.g., Ballard South) reflecting heterogeneous micro-communities on measures of community perception of public safety within the precinct.

## *Implications for North Precinct Micro-Community Policing Plan*

The quantitative survey findings of the top public safety concerns, prominent themes identified in the narrative comments, and community perceptions regarding issues related to public safety offer comprehensive information based on survey findings from 2756 North Precinct residents. The information can be used to inform and guide the SPD MCPP priorities to ensure that citizen concerns are taken into account in the development and evolution of the MCPPs for the North Precinct micro-communities. For example, the top public safety concerns coupled with the most prominent themes for the precinct and for each micro-community that can be used to inform the SPD MCPP priorities to reflect the timely concerns of citizens. The community perceptions regarding public safety as measured through the scales provides a snapshot of the nature of the precinct as a whole and the individual micro-communities regarding citizen views on police legitimacy, social disorganization, informal social control, social cohesion, fear of crime as well as perceptions and knowledge of MCPP. Ideally, a healthy community with positive police-citizen relations will have high police legitimacy, low social disorganization, high informal social control and social cohesion, low fear of crime, positive perception and high knowledge of the SPD MCPP. Thus, survey findings can assist the Precincts to target areas of improvement with respect to scale items that reflect citizen perceptions of community public safety areas that stray from the ideal and negatively impact public safety.

## **South Precinct**

### *South Precinct Survey Results Overview*

Results are presented from 1,110 completed survey responses from community members who indicated they live or work in the City of Seattle South Precinct. Compared to Seattle demographics, survey respondents were disproportionately more likely to be non-minority and female. Quantitative responses were weighted based on gender and race/ethnicity to better represent the Seattle population.

2015 Seattle Public Safety Survey Results



South Precinct Survey Demographics					
Variable	Responses	Unweighted		Weighted	
		Valid %	n	% Valid	n
<b>Seattle Connection</b>	Live	26.7	296	27.7	352
	Work	3.2	36	4.5	57
	Live/Work	70.1	778	67.8	861
<b>Age</b>	< 20	0.2	2	0.5	6
	20-29	6.7	74	7.4	94
	30-39	23.5	260	21.9	277
	40-49	25.9	287	26.9	341
	50-59	21.7	240	22.1	280
	60-69	16.8	186	15.2	192
	70-79	4.4	49	4.8	61
	80-89	0.6	7	0.9	12
	> 90	0.1	1	0.2	3
<b>Race*</b>	American Indian / Alaskan Native	1.4	15	2.9	37
	Asian	10.3	113	20.9	263
	Biracial / Multiracial	4.6	51	9.5	121
	Black / African American	9.5	104	19.0	239
	Pacific Islander	0.5	6	1.3	16
	White	80.2	882	61.4	774
	Other / Unknown	2.7	30	3.8	48
<b>Ethnicity</b>	Hispanic	2.9	32	6.2	78
<b>Citizenship</b>	Foreign Born Non-U.S. Citizen	2.6	29	3.3	42
	Foreign Born U.S. Citizen	8.8	97	14.9	189
	U.S. Born Citizen	88.6	981	81.8	1036
<b>Gender*</b>	Female	63.5	703	49.4	625
	Male	36.0	398	50.2	636
	Transgender	0.5	5	0.4	5
	Other	0.5	5	0.7	9
<b>Marital Status</b>	Divorced	7.3	81	6.8	86
	Married / Domestic Partnership	67.4	745	66.8	846
	Single	23.4	259	24.6	312
	Widowed	1.9	21	1.7	22
<b>Education</b>	No High School Diploma	1.4	16	2.5	32
	High School Diploma or Equivalent	3.7	41	5.4	68
	Some College	12.0	133	13.8	175
	Associate's Degree	7.5	83	8.1	103
	Bachelor's Degree	38.6	427	36.8	465
	Graduate Degree	36.7	405	33.3	421
<b>Household Income</b>	\$0 - \$39,999	15.0	162	18.1	225
	\$40,000 - \$79,999	24.9	269	24.4	302
	\$80,000 - \$119,999	24.7	267	23.9	296
	\$120,000 - \$159,999	15.6	168	14.2	176



## 2015 Seattle Public Safety Survey Results



	\$160,000 - \$199,999	9.1	98	9.4	116
	\$200,000 or higher	10.7	116	10.1	125
<b>*Respondents could select multiple categories</b>					

Of the total 1,110 South Precinct responses, 555 respondents offered narrative comments. Narrative comments were analyzed for themes and 37 distinct themes were identified.

<b>Themes Identified in Survey Narrative Comments – 37 Themes</b>			
1-Lack of Police Capacity/Presence	11-Opportunities to Report Non-Emergencies Limited/Cumbersome and Discourage Citizen Reporting to Police	20-SPD Doing a Great Job	29-Moving out of Seattle due to Crime and Public Safety
2-More Foot-Bike-Out-of-Car Patrol	12-More Police Community Outreach Needed	21-City Politics are Decreasing Public Safety	30-Survey/SU Issues
3-Lack of Trust in Police/SPD	13-More Police Community Outreach to Identity-Based Groups	22-CJS/Lack Prosecution are Returning Offenders to Street	31-Crime is on the Rise
4-Concerns About Police Use of Force	14-Police Initiatives Displace Rather than Reduce/Deter Crime	23-Next Door-Positive for Community/Public Safety	32-Crime-Violent
5-Concerns about Selective Enforcement/Racial Bias	15-SPD Organization, Culture, Stability in Leadership Needs to Change	24-Next Door-Negative for Community/Creates Hysteria	33-Crime-Property
6-Lack of Police Professionalism/Police Demeanor/Respect for Citizens	16-SPD Organization, Lack of Police Accountability	25-Homelessness is a Public Safety and Public Health Issue	34-Crime-Public Order
7-More CPTED/Situational/Environmental Crime Prevention Strategies and Citizen Training	17-Consent Decree - Positive Impact on SPD	26-Mental Health is a Public Safety and Public Health Issue	35-Crime-Sex
8-Over-policing/Police at Scenes too Long	18-Consent Decree-Negative Impact on SPD	27-More Social Services Needed in City to Respond to People in Social and Behavioral Crisis	36-Crime-Traffic/Pedestrian/Bike/Transit
9-Issues with 911/Dispatch	19-SPD Doing Best They Can w/Limited Resources	28-Neighborhood Name Designation Incorrect or Missing	37-Other
10-Slow or No Police Response			

Survey results are presented for top public safety concerns, prominent themes, and measures of community perceptions for the precinct as a whole and for each precinct micro-community.

### *Top Public Safety Concerns, Prominent Themes, and Community Perceptions of Public Safety for South Precinct and South Precinct Micro-Communities*

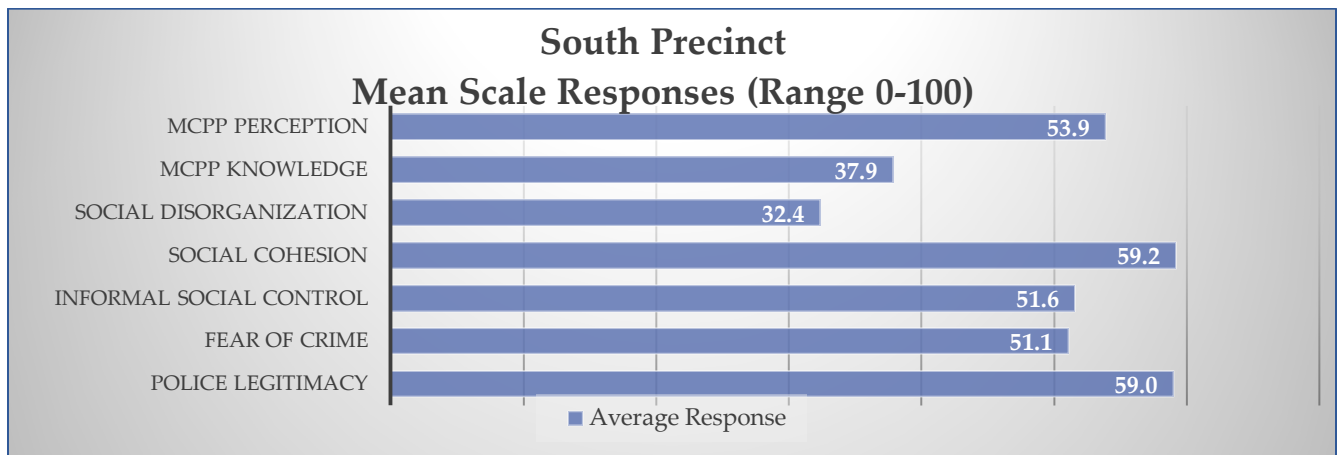
Top Public Safety Concerns, Most Prominent Themes, and Community Perceptions of public safety are presented for the South Precinct as a whole and for each South Precinct Micro-Community.



**South Precinct**

**Precinct-Wide (N=1,110)**

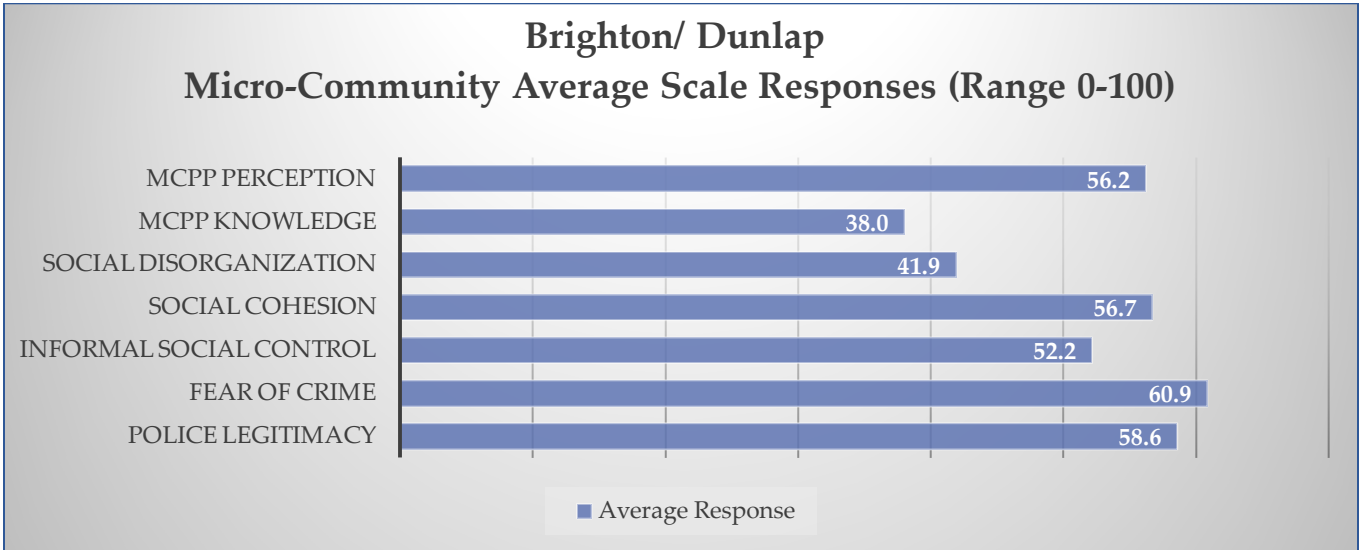
Top Public Safety Concerns	Most Prominent Themes in Narrative Comments
1-Car Prowls	1-Lack of Police Capacity/Presence
2-Lack of Police Capacity/Presence	2-Traffic/Bike/Pedestrian/Transit
3-Residential Burglary	3-Property Crime
4-Shots Fired	4-Violent Crime
5-Littering/Dumping	5-Homelessness



**South Precinct Micro-Communities**

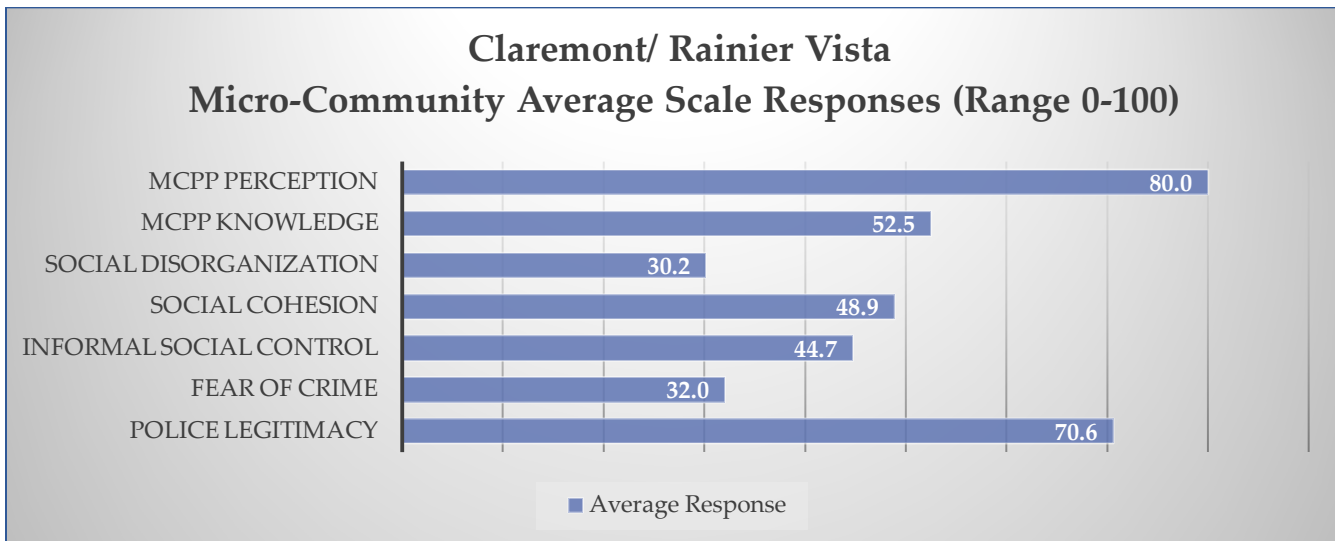
**Brighton/ Dunlap (N=71)**

Top Public Safety Concerns	Most Prominent Themes in Narrative Comments
1- Shots Fired	1- Lack of Police Capacity/Presence
2- Car Prowls	2- Traffic/Bike/Pedestrian/Transit
3- Gun Violence	3- Property Crime
4- Lack of Police Capacity/Presence	4- Public Order Crime
5- Residential Burglary	5- Violent Crime



### Claremont/ Rainier Vista (N=13)

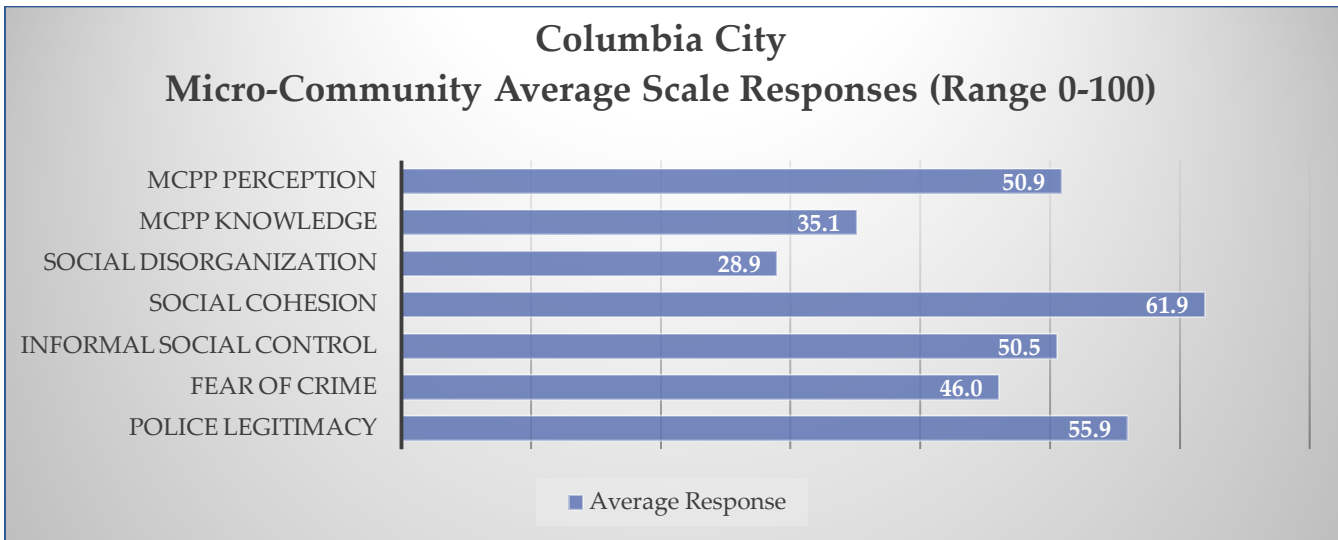
Top Public Safety Concerns	Most Prominent Themes in Narrative Comments
1-Shots Fired	1-Lack of Police Capacity/Presence
2-Lack of Police Capacity/Presence	2-Issues with 911/Dispatch
3-Littering/Dumping	3-More Police Community Outreach Needed
4-Gang Activity	4-SPD Doing Best They Can w/Limited Resources
5-Car Prowls	5-SPD Doing a Great Job





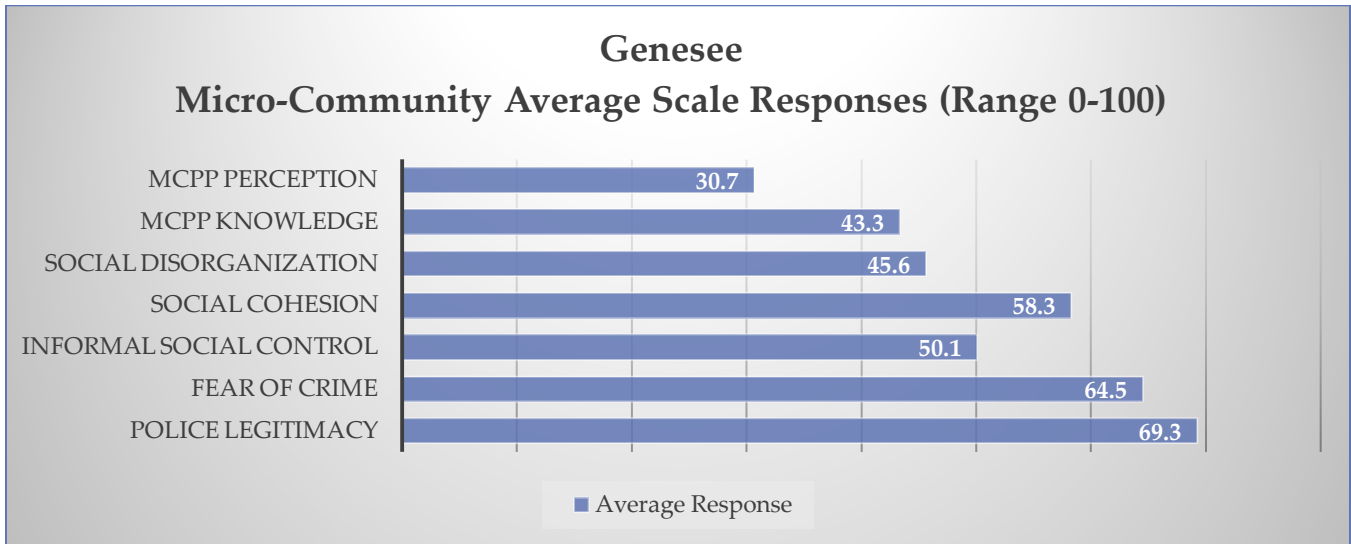
**Columbia City (N=170)**

Top Public Safety Concerns	Most Prominent Themes in Narrative Comments
1-Lack of Police Capacity/Presence	1-Lack of Police Capacity/Presence
2-Car Prowls	2-Traffic/Bike/Pedestrian/Transit
3-Shots Fired	3-Violent Crime
4-Residential Burglary	4-Concerns about Selective Enforcement/Racial Bias
5-Littering/Dumping	5-Property Crime



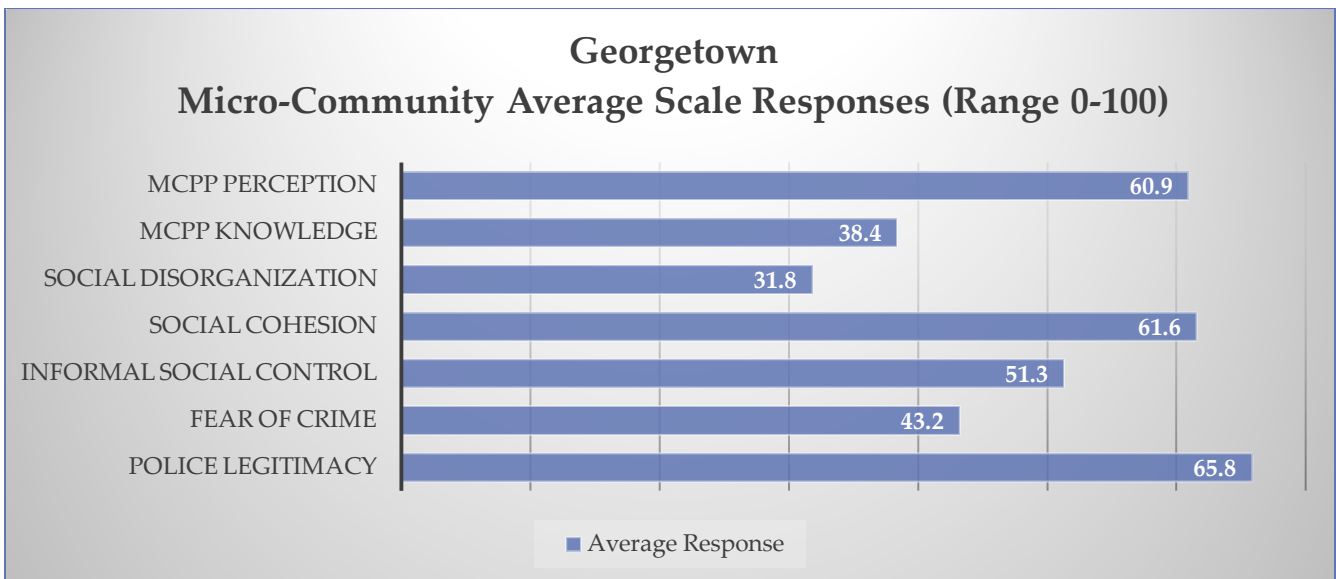
**Genesee (N=16)**

Top Public Safety Concerns	Most Prominent Themes in Narrative Comments
1- Auto Theft	1- Lack of Police Capacity/Presence
2- Car Prowls	2- Concerns about Selective Enforcement/Racial Bias
3- Residential Burglary	3- Homelessness
4- Lack of Police Capacity/Presence	4- Public Order Crime
5- Property Crime - General	---



### Georgetown (N=39)

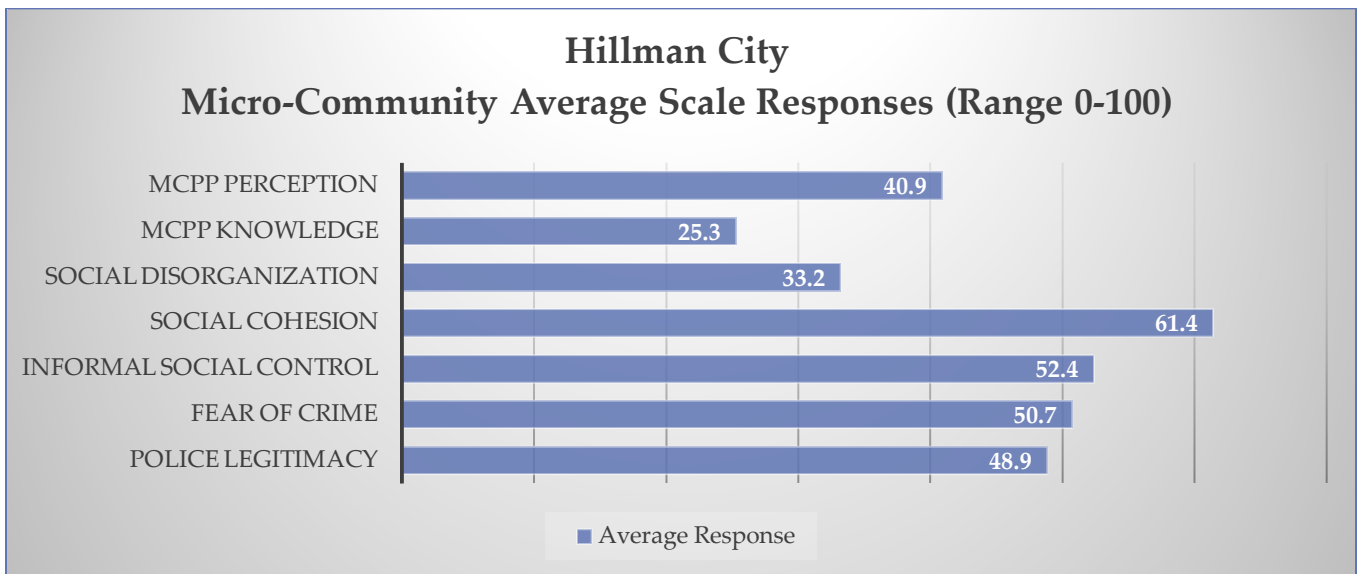
Top Public Safety Concerns	Most Prominent Themes in Narrative Comments
1-Car Prowls	1-Homelessness
2- Auto Theft	2-Lack of Police Capacity/Presence
3- Graffiti	3-Lack of Trust in Police/SPD
4- Littering/Dumping	4-More Police Community Outreach Needed
5- Car/RV camping	5-Violent Crime





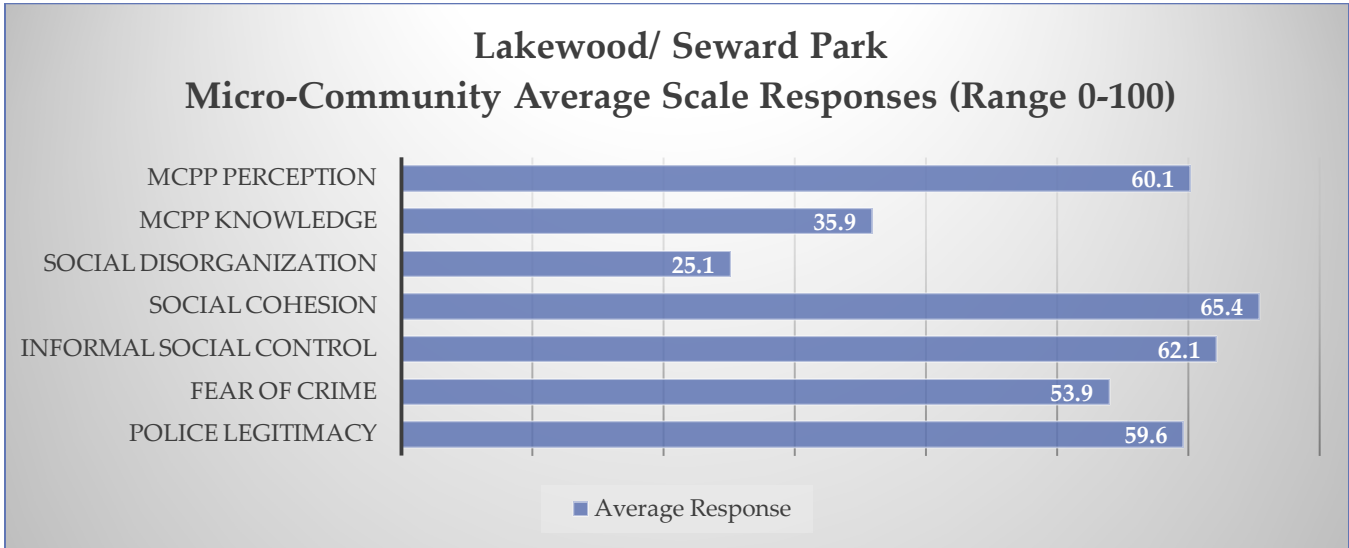
**Hillman City (N=39)**

Top Public Safety Concerns	Most Prominent Themes in Narrative Comments
1- Residential Burglary	1- Lack of Police Capacity/Presence
2- Car Prowls	2- Lack of Trust in Police/SPD
3- Lack of Police Capacity/Presence	3- Violent Crime
4- Property Crime - General	4- Property Crime
5- Shots Fired	5- Traffic/Bike/Pedestrian/Transit



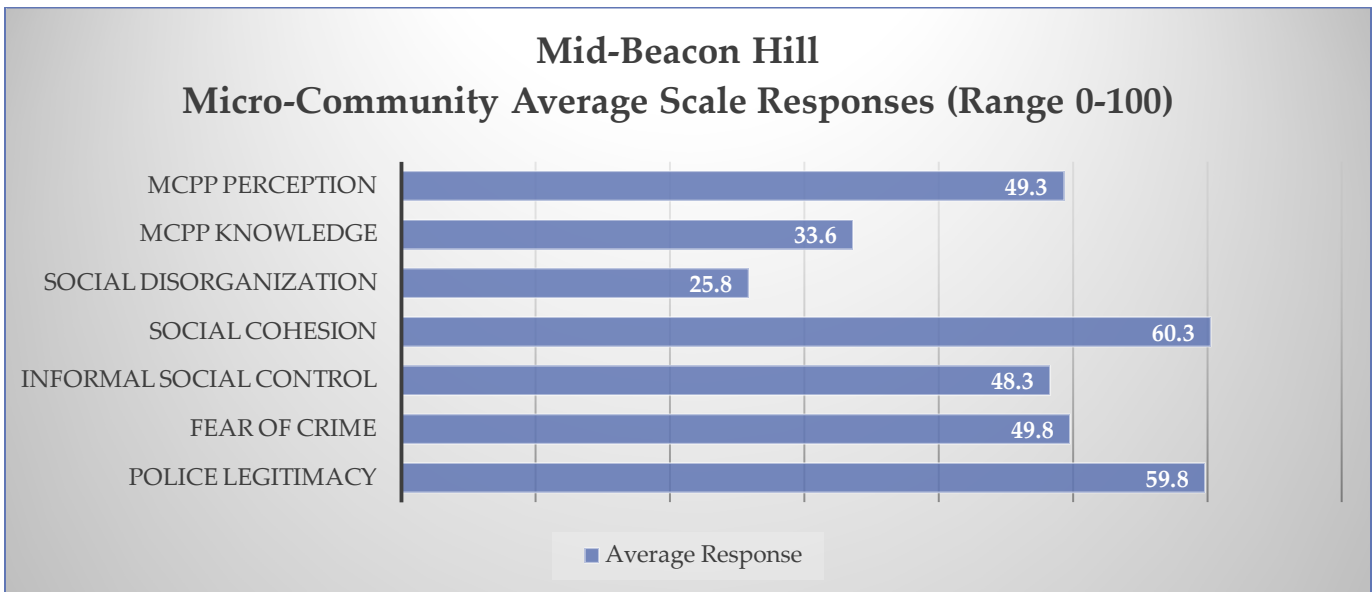
**Lakewood/ Seward Park (N=124)**

Top Public Safety Concerns	Most Prominent Themes in Narrative Comments
1-Car Prowls	1-Lack of Police Capacity/Presence
2-Residential Burglary	2-Property Crime
3-Lack of Police Capacity/Presence	3-Traffic/Bike/Pedestrian/Transit
4-Property Crime - General	4-City Politics are Decreasing Public Safety
5-Shots Fired	5-Lack of Trust in Police/SPD



### Mid-Beacon Hill (N=68)

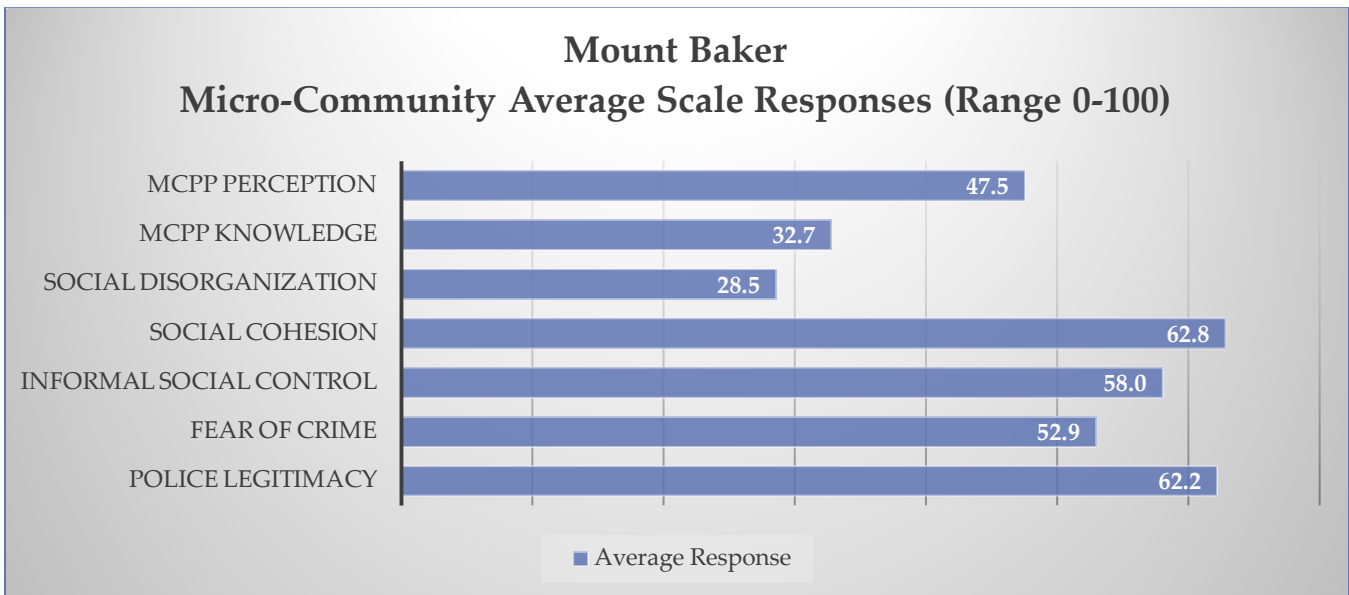
Top Public Safety Concerns	Most Prominent Themes in Narrative Comments
1-Residential Burglary	1-Lack of Police Capacity/Presence
2-Lack of Police Capacity/Presence	2-Lack of Trust in Police/SPD
3-Littering/Dumping	3-Traffic/Bike/Pedestrian/Transit
4-Car Prowls	4-Property Crime
5-Graffiti	5-More Police Community Outreach Needed





**Mount Baker (N=147)**

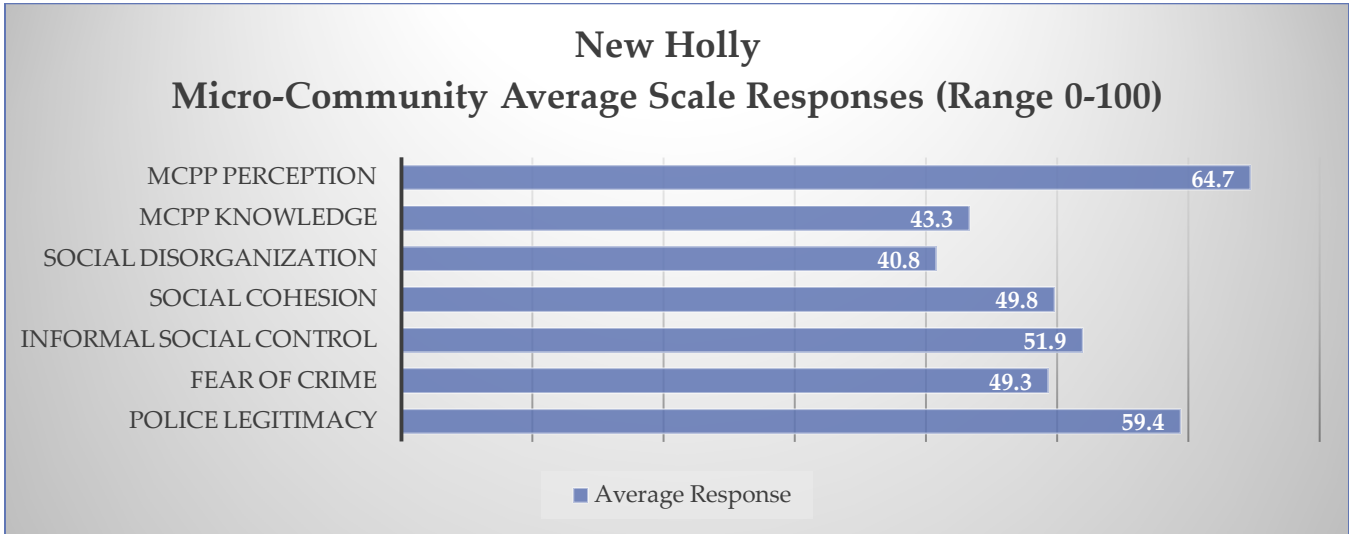
Top Public Safety Concerns	Most Prominent Themes in Narrative Comments
1-Car Prowls	1-Property Crime
2-Residential Burglary	2-Lack of Police Capacity/Presence
3-Lack of Police Capacity/Presence	3-Public Order Crime
4-Shots Fired	4-Traffic/Bike/Pedestrian/Transit
5-Property Crime - General	5-Lack of Trust in Police/SPD



**New Holly (N=29)**

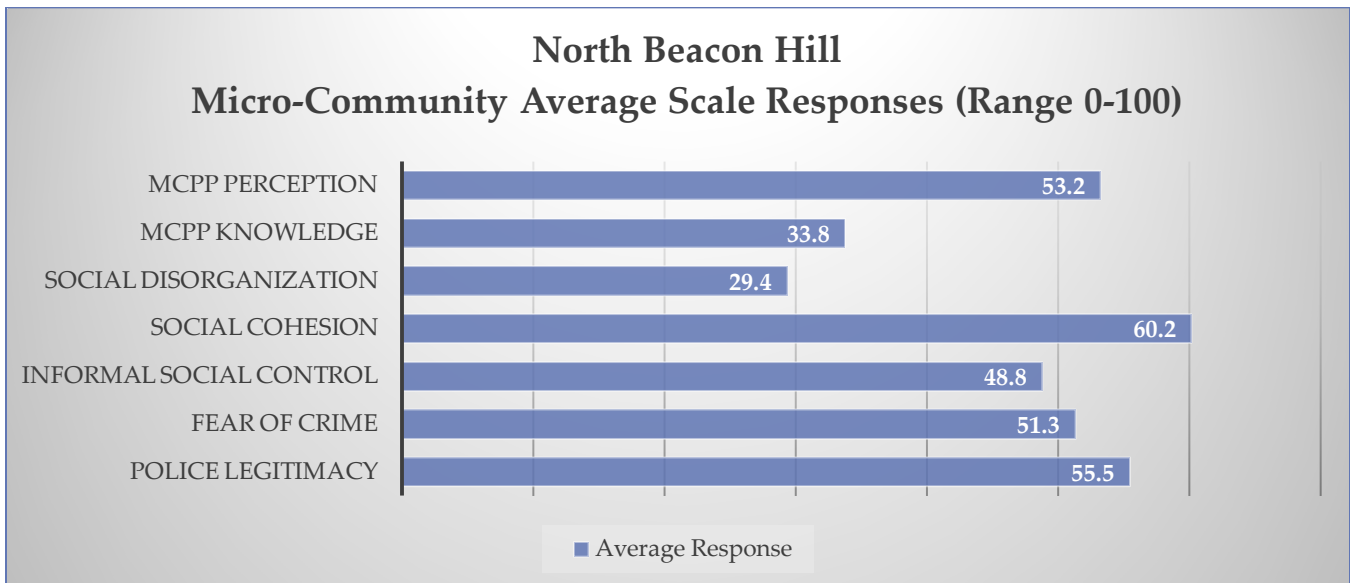
Top Public Safety Concerns	Most Prominent Themes in Narrative Comments
1-Safety Issues at Bus Stops	1-Lack of Police Capacity/Presence
2-Littering/Dumping	2-Lack of Trust in Police/SPD
3-Youth Intimidation or Criminal Activity	3-Traffic/Bike/Pedestrian/Transit
4-Car Prowls	4-Homelessness
5-Shots fired	5-Moving Out of Seattle Due to Crime and Safety Concerns





### North Beacon Hill (N=140)

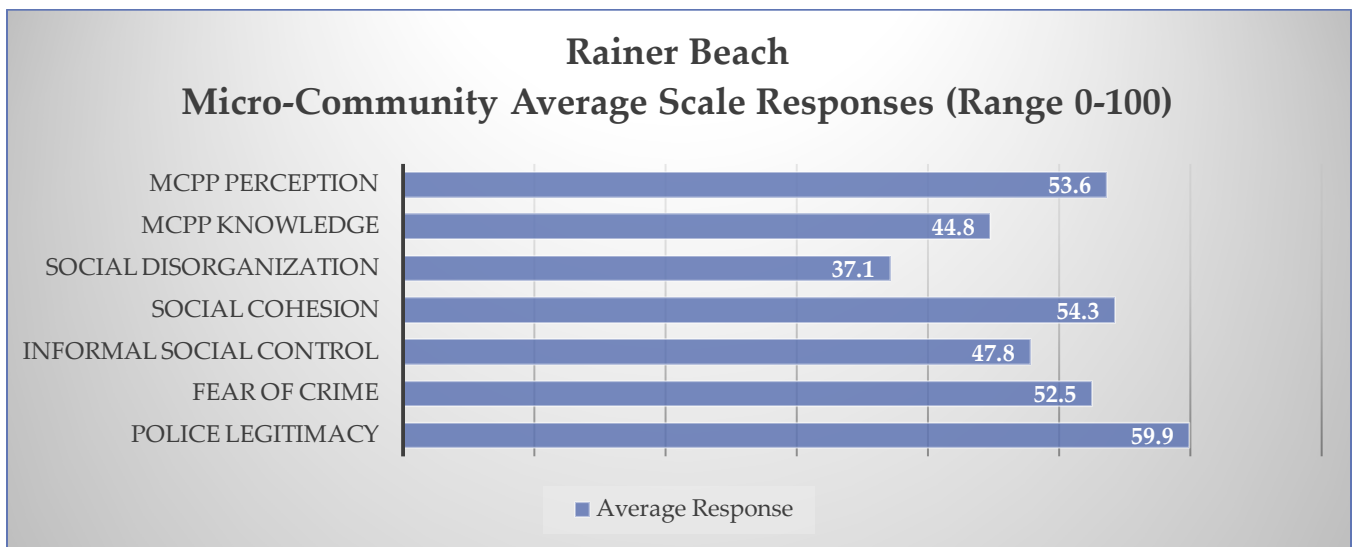
Top Public Safety Concerns	Most Prominent Themes in Narrative Comments
1-Car Prowls	1-Homelessness
2-Littering/Dumping	2-Lack of Police Capacity/Presence
3-Lack of Police Capacity/Presence	3-Traffic/Bike/Pedestrian/Transit
4- Residential Burglary	4-Violent Crime
5- Auto Theft	5-Public Order Crime





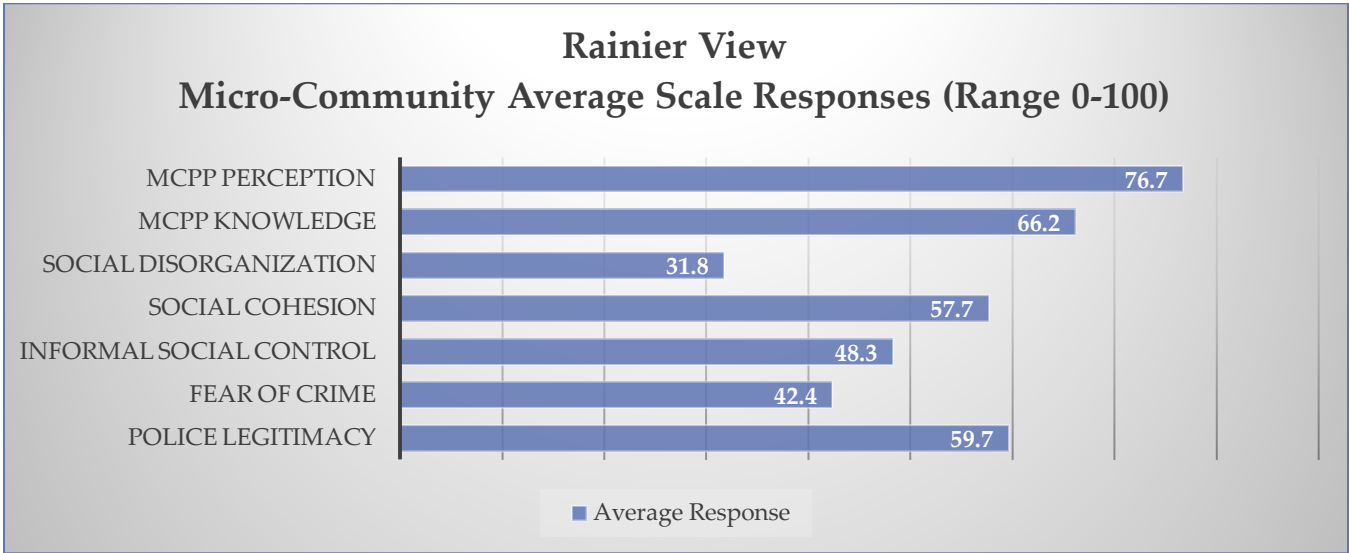
**Rainier Beach (N=169)**

Top Public Safety Concerns	Most Prominent Themes in Narrative Comments
1-Lack of Police Capacity/Presence	1-Lack of Police Capacity/Presence
2- Shots Fired	2-Traffic/Bike/Pedestrian/Transit
3-Littering/Dumping	3-Violent Crime
4-Residential Burglary	4-Property Crime
5-Car Prowls	5-Public Order Crime



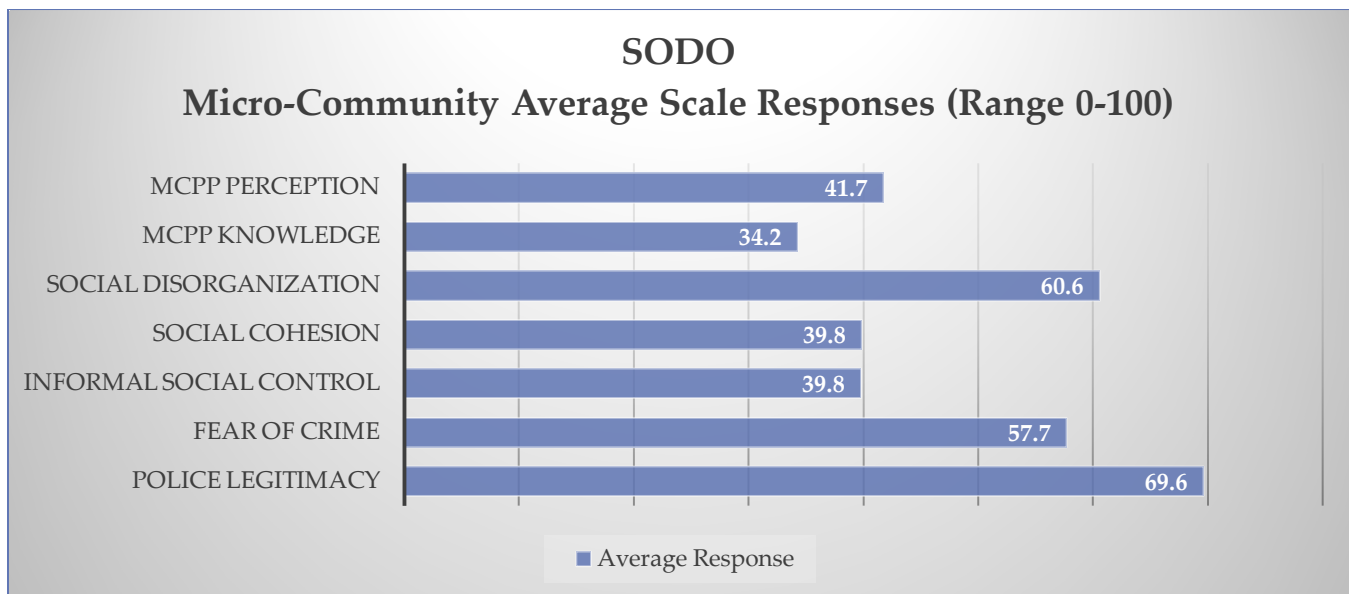
**Rainier View (N=35)**

Top Public Safety Concerns	Most Prominent Themes in Narrative Comments
1- Lack of Police Capacity/Presence	1-Lack of Police Capacity/Presence
2-Littering/Dumping	2-Public Order Crime
3-Car Prowls	3-Traffic/Bike/Pedestrian/Transit
4-Traffic Safety	4-Lack of Police Professionalism/Respect for Citizens
5-Shots Fired	5-Nextdoor – Positive for Community/Public Safety



### SODO (N=26)

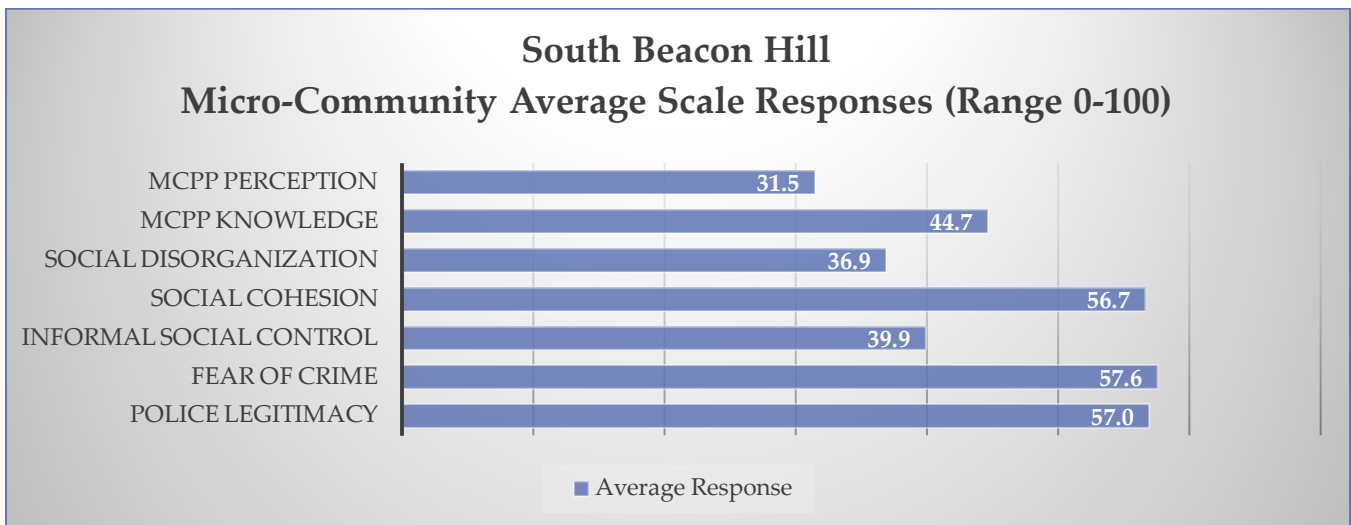
Top Public Safety Concerns	Most Prominent Themes in Narrative Comments
1-Homeless Encampments (Non-Regulated)	1- Homelessness
2-Car Prowls	2- Traffic/Bike/Pedestrian/Transit
3-Graffiti	3- Crime is On the Rise
4-Loitering	4- More Police Community Outreach Needed
5-Drug Use in Public	5- Lack of Police Capacity/Presence





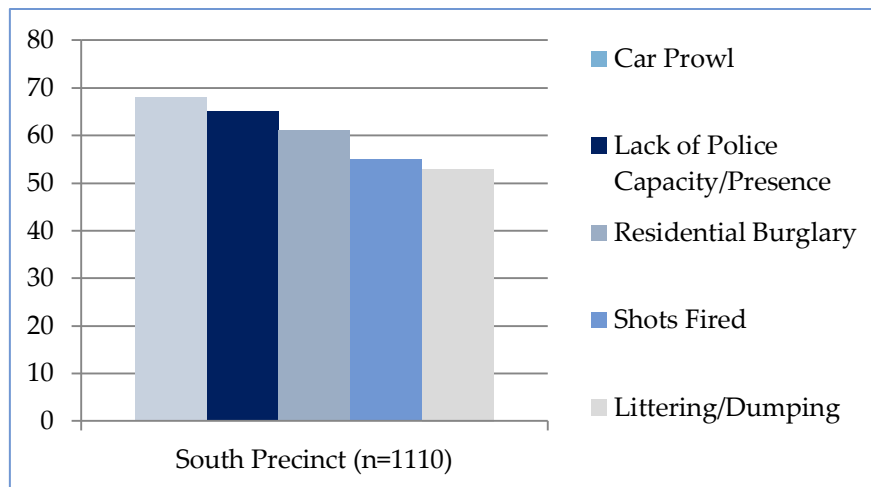
**South Beacon Hill (N=24)**

Top Public Safety Concerns	Most Prominent Themes in Narrative Comments
1-Littering/Dumping	1-Lack of Police Capacity/Presence
2-Residential Burglary	2-Traffic/Bike/Pedestrian/Transit
3-Car Prowls	3-City Politics are Decreasing Public Safety
4- Lack of Police Capacity/Presence	4-More CPTED/Crime Prevention Strategies and Citizen Training
5- Theft	---



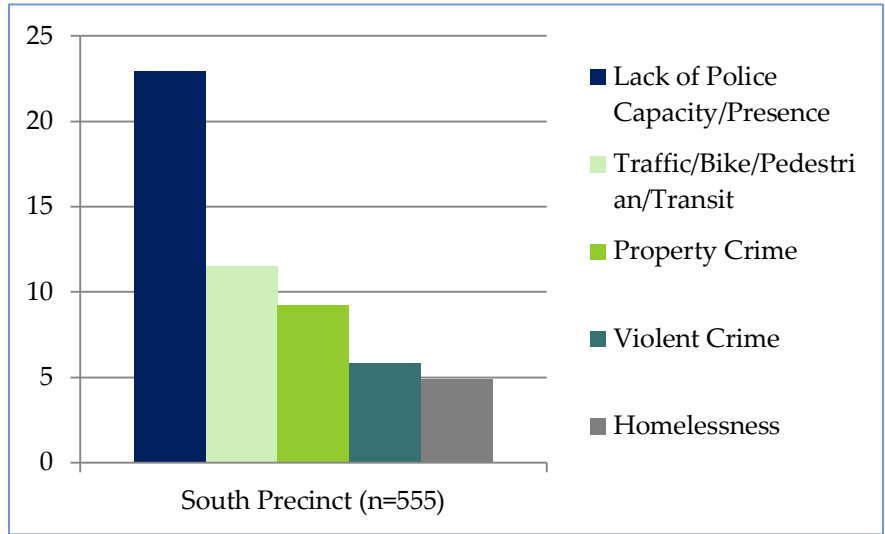
**South Precinct Summary of Results**

**Percentage of Respondents who Selected Top Concerns**

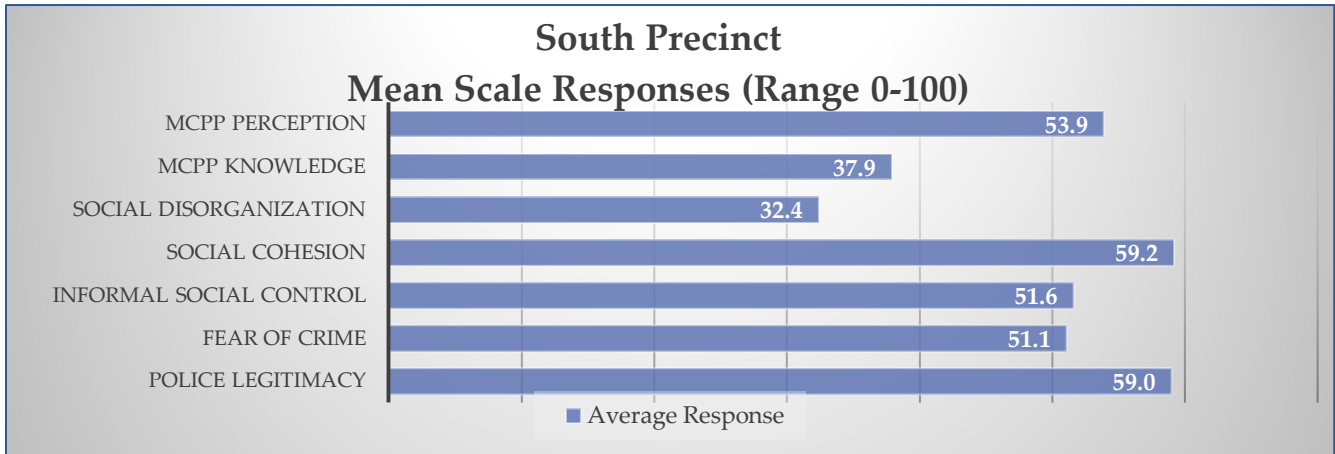


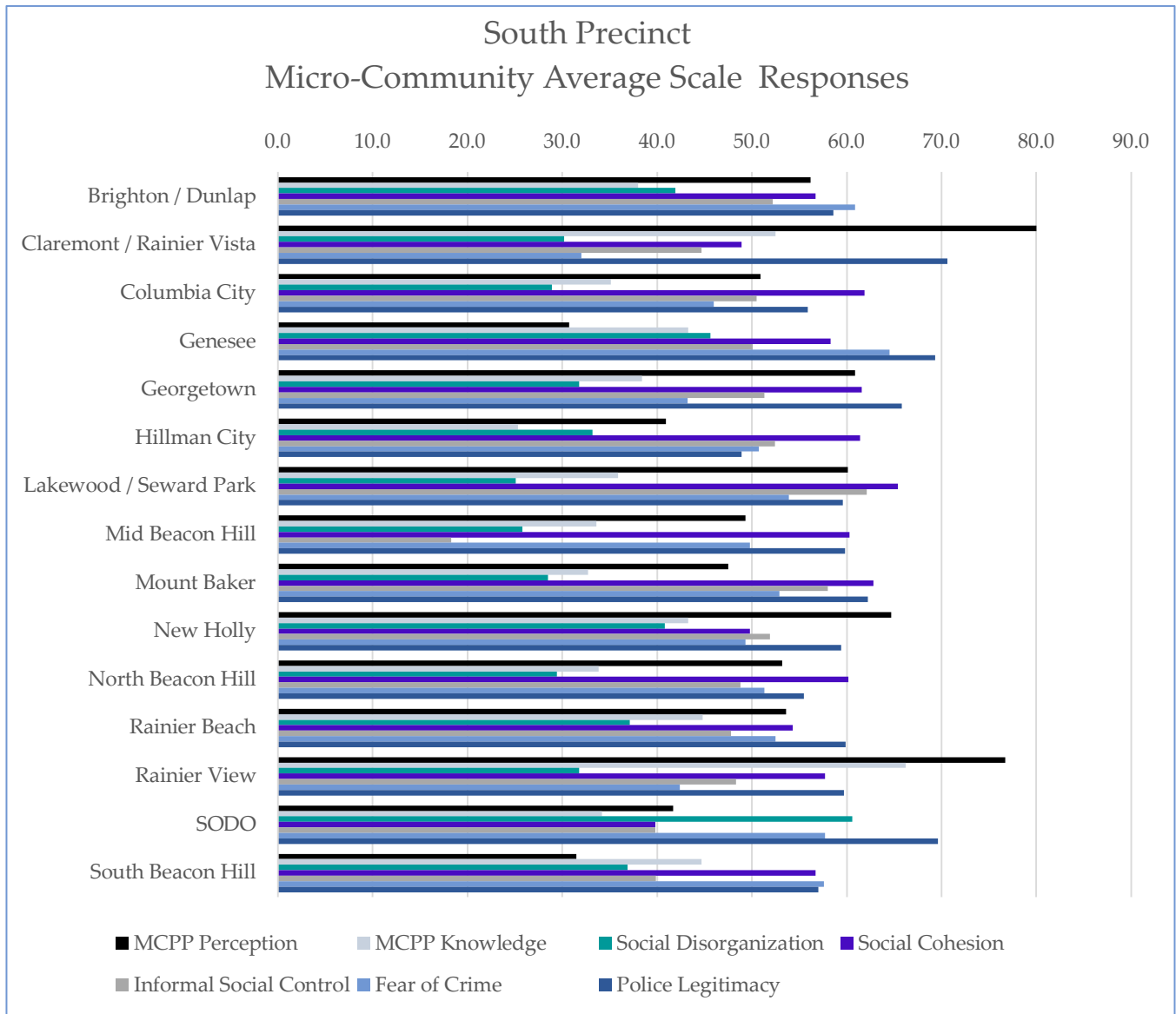


### Percentage of Respondents who Selected Most Prominent Themes in Narrative Comments out of 37 Themes



### Community Perceptions of Public Safety





### Summary of Findings for South Precinct

The top public safety concerns for the South Precinct are car prowls, lack of police capacity/presence, residential burglary, shots fired, and littering/dumping. The most prominent themes citizens in the South Precinct commented on in their narrative responses were lack of police capacity/presence, traffic/bike/pedestrian/transit issues, property crime, violent crime, and homelessness. At the micro-community level, top public safety concerns, prominent themes, and perceptions of public safety differ from the precinct as a whole in some micro-communities (e.g. in Claremont/Rainier Vista gang activity replaced residential burglary in the top concerns, in SODO homelessness, graffiti, loitering, and drug activity were top concerns). The results on scales measuring community perceptions of public safety suggest that the South Precinct as a whole shows relatively above average police legitimacy and social cohesion, average social control and fear of crime, low social disorganization, and average perception



and low knowledge of the SPD MCPP. At the micro-community level, results on the scales are different depending on the micro-community with some very similar to the South Precinct as a whole (e.g., Columbia City) while others very different (e.g., Brighton/Dunlap) reflecting heterogeneous micro-communities on measures of community perception of public safety within the precinct.

### *Implications for South Precinct Micro-Community Policing Plan*

The quantitative survey findings of the top public safety concerns, prominent themes identified in the narrative comments, and community perceptions regarding issues related to public safety offer comprehensive information based on survey findings from 1,110 South Precinct residents. The information can be used to inform and guide the SPD MCPP priorities to ensure that citizen concerns are taken into account in the development and evolution of the MCPPs for the South Precinct micro-communities. For example, the top public safety concerns coupled with the most prominent themes for the precinct and for each micro-community that can be used to inform the SPD MCPP priorities to reflect the timely concerns of citizens. The community perceptions regarding public safety as measured through the scales provides a snapshot of the nature of the precinct as a whole and the individual micro-communities regarding citizen views on police legitimacy, social disorganization, informal social control, social cohesion, fear of crime as well as perceptions and knowledge of MCPP. Ideally, a healthy community with positive police-citizen relations will have high police legitimacy, low social disorganization, high informal social control and social cohesion, low fear of crime, positive perception and high knowledge of the SPD MCPP. Thus, survey findings can assist the Precincts to target areas of improvement with respect to scale items that reflect citizen perceptions of community public safety areas that stray from the ideal and negatively impact public safety.

## **Southwest Precinct**

### *Southwest Precinct Survey Results Overview*

Results are presented from 908 completed survey responses from community members who indicated they live or work in the City of Seattle Southwest Precinct. Compared to Seattle demographics, survey respondents were disproportionately more likely to be non-minority and female. Quantitative responses were weighted based on gender and race/ethnicity to better represent the Seattle population.

<b>Southwest Precinct Survey Demographics</b>					
<b>Variable</b>	<b>Responses</b>	<b>Unweighted</b>		<b>Weighted</b>	
		Valid %	n	% Valid	n
<b>Seattle Connection</b>	Live	32.5	295	32.5	295
	Work	2.2	20	2.5	23
	Live/Work	65.3	593	65.0	590
<b>Age</b>	< 20	0.1	1	0.1	1
	20-29	4.3	39	4.6	42
	30-39	20.0	182	21.1	192
	40-49	23.5	213	24.1	219
	50-59	22.5	204	21.6	196

## 2015 Seattle Public Safety Survey Results



	60-69	21.0	191	20.4	185
	70-79	7.5	68	7.0	64
	80-89	1.1	10	1.0	9
	> 90	0.0	0	0.0	0
<b>Race*</b>	American Indian / Alaskan Native	3.4	31	7.9	72
	Asian	5.5	50	17.1	213
	Biracial / Multiracial	5.6	51	48.8	443
	Black / African American	3.1	28	7.1	64
	Pacific Islander	0.8	7	1.8	16
	White	90.2	815	79.8	722
	Other / Unknown	2.8	25	4.0	36
<b>Ethnicity</b>	Hispanic	3.9	35	8.6	78
<b>Citizenship</b>	Foreign Born Non-U.S. Citizen	1.9	17	2.3	21
	Foreign Born U.S. Citizen	5.0	45	7.8	71
	U.S. Born Citizen	93.2	845	89.9	815
<b>Gender*</b>	Female	63.4	574	51.0	463
	Male	36.5	331	49.1	445
	Transgender	0.0	0	0.0	0
	Other	0.2	2	0.2	2
<b>Marital Status</b>	Divorced	9.2	83	7.9	72
	Married / Domestic Partnership	66.2	600	65.0	590
	Single	22.9	208	25.4	231
	Widowed	1.8	16	2.4	22
<b>Education</b>	No High School Diploma	0.4	4	0.7	6
	High School Diploma or Equivalent	3.9	35	4.9	44
	Some College	15.0	136	15.5	140
	Associate's Degree	7.3	66	7.4	67
	Bachelor's Degree	40.8	369	39.5	357
	Graduate Degree	32.6	295	32.1	290
<b>Household Income</b>	\$0 - \$39,999	12.5	109	13.4	117
	\$40,000 - \$79,999	25.6	224	23.9	208
	\$80,000 - \$119,999	28.6	250	28.3	247
	\$120,000 - \$159,999	15.8	138	16.4	143
	\$160,000 - \$199,999	7.4	65	7.7	67
	\$200,000 or higher	10.2	89	10.3	90
<b>*Respondents could select multiple categories</b>					

Of the total 908 Southwest Precinct responses, 444 respondents offered narrative comments. Narrative comments were analyzed for themes and 37 distinct themes were identified.

<b>Themes Identified in Survey Narrative Comments – 37 Themes</b>			
1-Lack of Police Capacity/Presence	11-Opportunities to Report Non-Emergencies Limited/Cumbersome and	20-SPD Doing a Great Job	29-Moving out of Seattle due to Crime and Public Safety



## 2015 Seattle Public Safety Survey Results



	Discourage Citizen Reporting to Police		
2-More Foot-Bike-Out-of-Car Patrol	12-More Police Community Outreach Needed	21-City Politics are Decreasing Public Safety	30-Survey/SU Issues
3-Lack of Trust in Police/SPD	13-More Police Community Outreach to Identity-Based Groups	22-CJS/Lack Prosecution are Returning Offenders to Street	31-Crime is on the Rise
4-Concerns About Police Use of Force	14-Police Initiatives Displace Rather than Reduce/Deter Crime	23-Next Door-Positive for Community/Public Safety	32-Crime-Violent
5-Concerns about Selective Enforcement/Racial Bias	15-SPD Organization, Culture, Stability in Leadership Needs to Change	24-Next Door-Negative for Community/Creates Hysteria	33-Crime-Property
6-Lack of Police Professionalism/Police Demeanor/Respect for Citizens	16-SPD Organization, Lack of Police Accountability	25-Homelessness is a Public Safety and Public Health Issue	34-Crime-Public Order
7-More CPTED/Situational/Environmental Crime Prevention Strategies and Citizen Training	17-Consent Decree - Positive Impact on SPD	26-Mental Health is a Public Safety and Public Health Issue	35-Crime-Sex
8-Over-policing/Police at Scenes too Long	18-Consent Decree-Negative Impact on SPD	27-More Social Services Needed in City to Respond to People in Social and Behavioral Crisis	36-Crime-Traffic/Pedestrian/Bike/Transit
9-Issues with 911/Dispatch	19-SPD Doing Best They Can w/Limited Resources	28-Neighborhood Name Designation Incorrect or Missing	37-Other
10-Slow or No Police Response			

Survey results are presented for top public safety concerns, prominent themes, and measures of community perceptions for the precinct as a whole and for each precinct micro-community.

### *Top Public Safety Concerns, Prominent Themes, and Community Perceptions of Public Safety for Southwest Precinct and Southwest Precinct Micro-Communities*

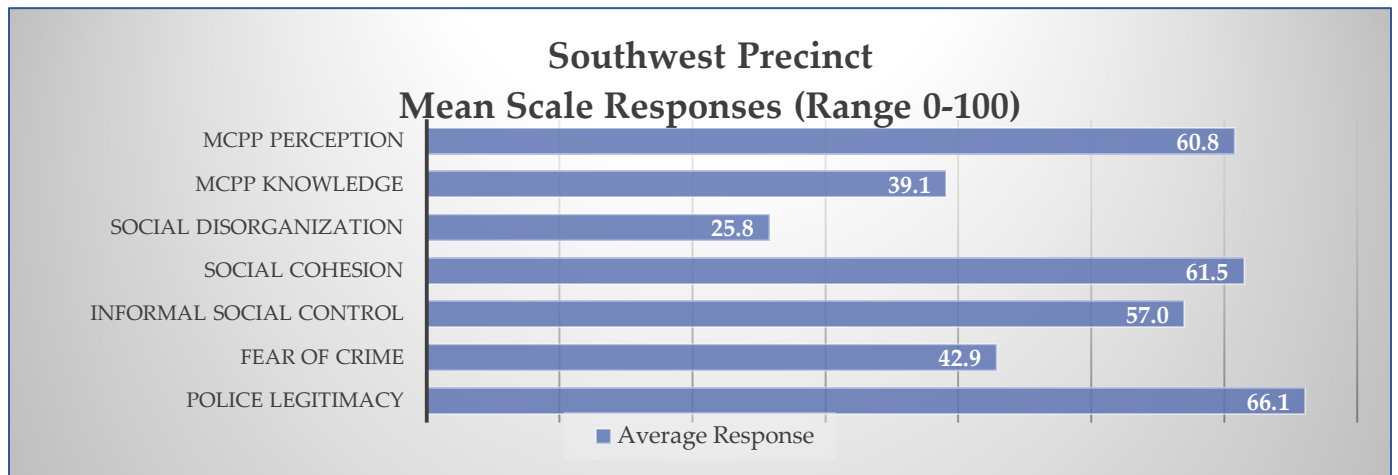
Top Public Safety Concerns, Most Prominent Themes, and Community Perceptions of public safety are presented for the Southwest Precinct as a whole and for each Southwest Precinct Micro-Community.



**Southwest Precinct**

**Precinct-Wide (N=908)**

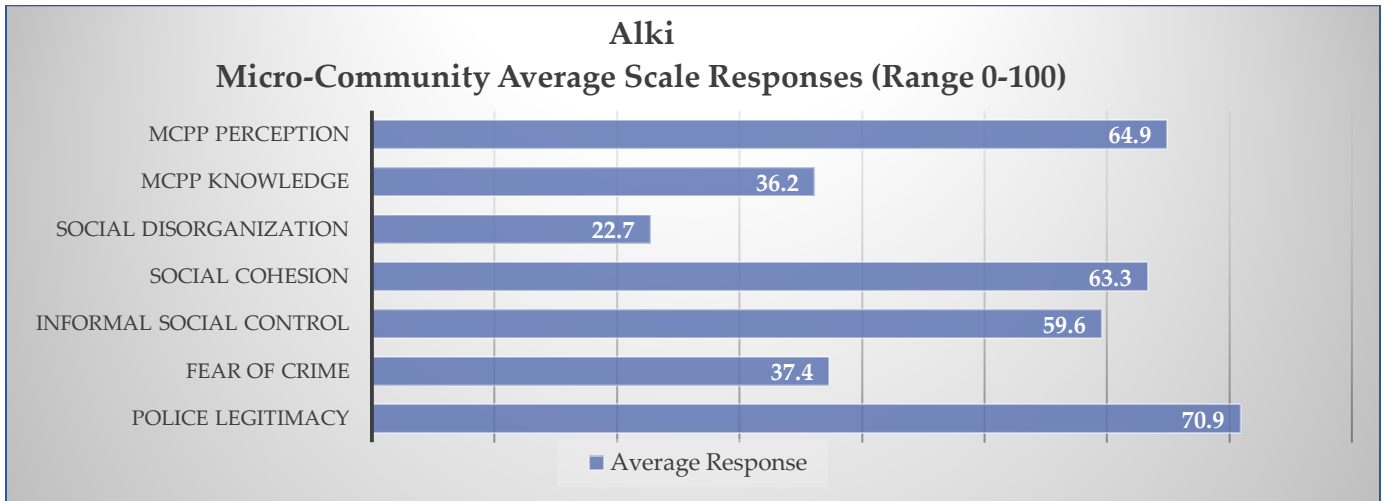
Top Public Safety Concerns	Most Prominent Themes in Narrative Comments
1-Car Prowls	1-Lack of police Capacity/Presence
2-Lack of Police Capacity/Presence	2-Traffic/Bike/Pedestrian/Transit
3-Residential Burglary	3-Public Order Crime
4-Littering/Dumping	4-Property Crime
5-Auto Theft	5-Homelessness



**Southwest Precinct Micro-Communities**

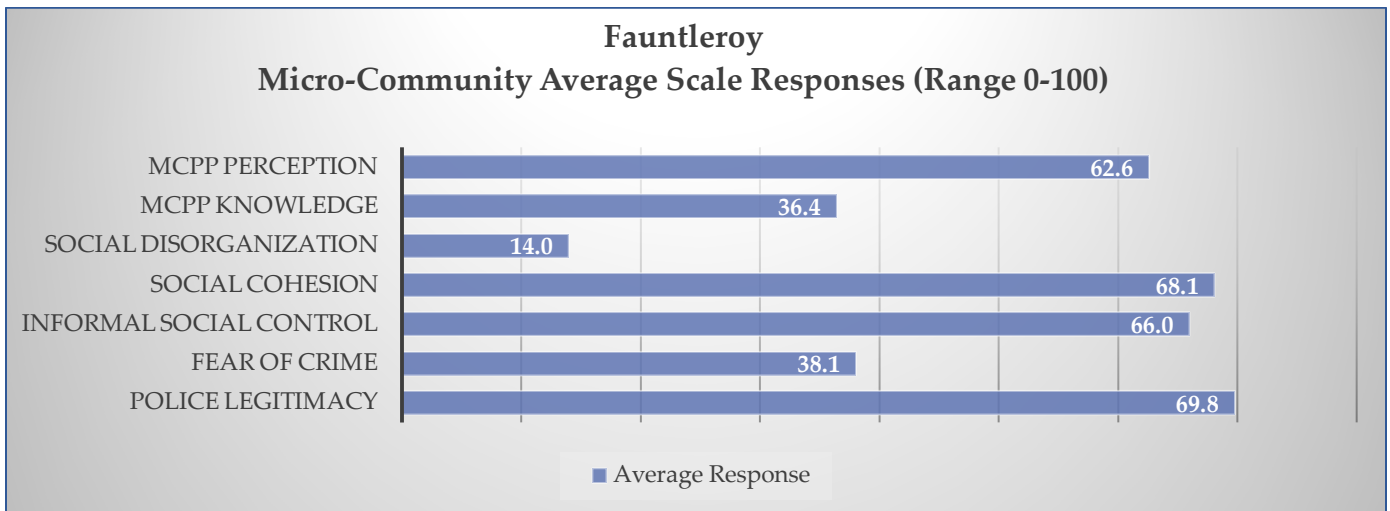
**Alki (N=87)**

Top Public Safety Concerns	Most Prominent Themes in Narrative Comments
1-Parking Issues	1-Lack of Police Capacity/Presence
2-Car Prowls	2- Traffic/Bike/Pedestrian/Transit
3-Noise Levels	3-Public Order Crime
4- Lack of Police Capacity /Presence	4-Homelessness
5- Traffic Safety	5-Property Crime



### Fauntleroy (N=64)

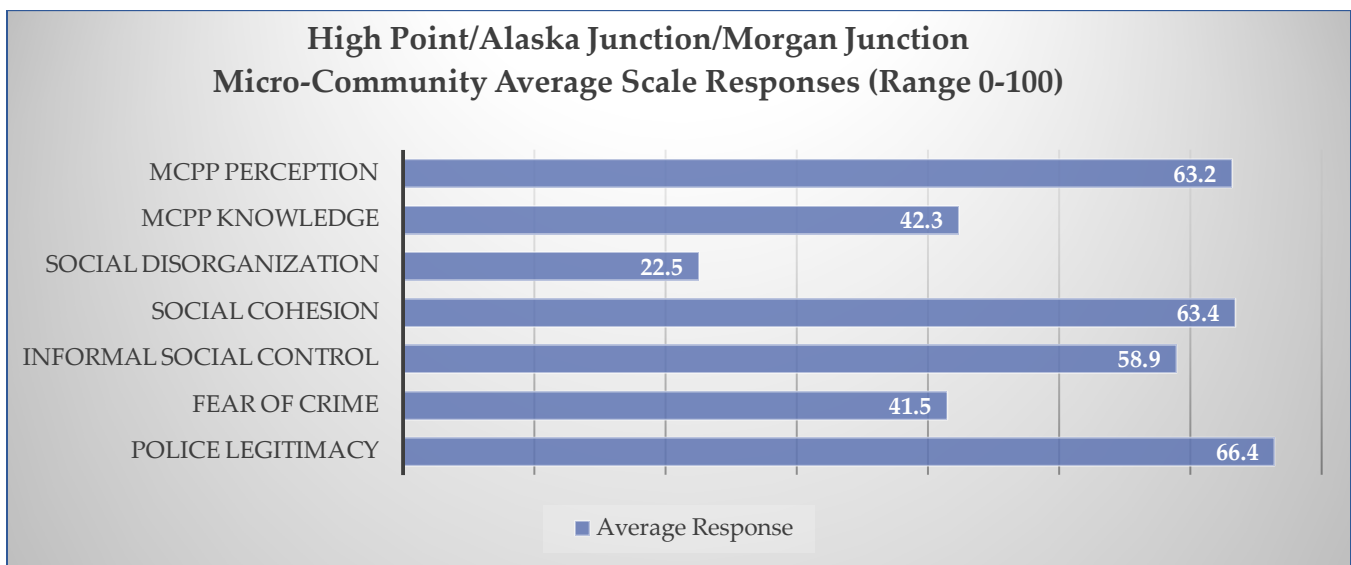
Top Public Safety Concerns	Most Prominent Themes in Narrative Comments
1-Car Prowls	1-Lack of Police Capacity/Presence
2-Parking Issues	2-Traffic/Bike/Pedestrian/Transit
3-Residential Burglary	3-Public Order Crime
4- Traffic Safety	4-Over-policing/Police at Scenes too Long
5-Auto theft	5-Homelessness





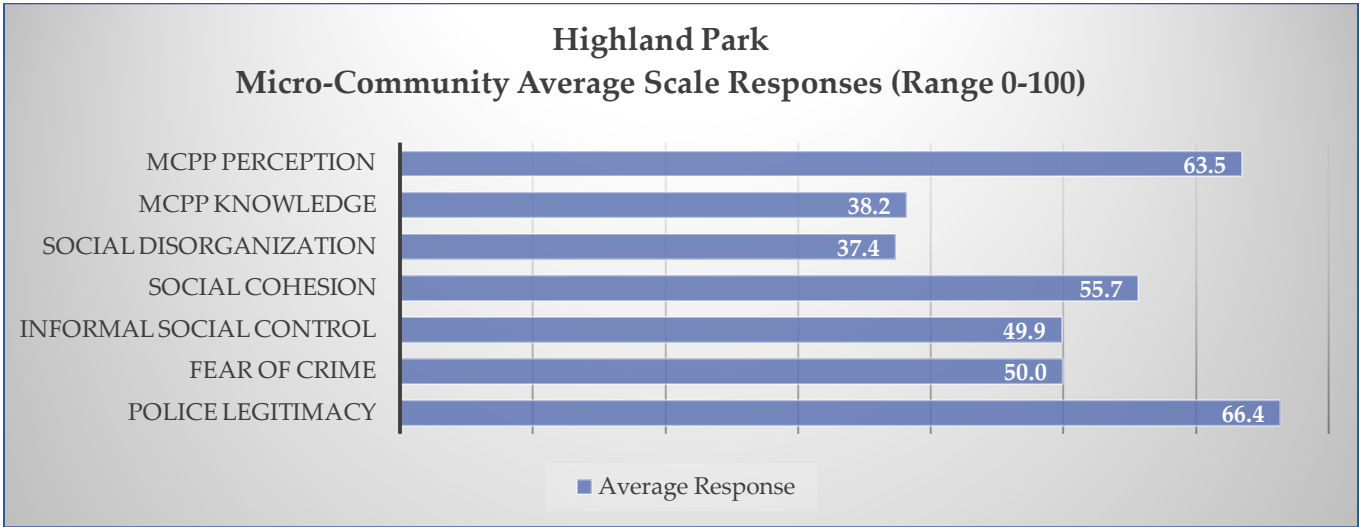
### High Point/Alaska Junction/Morgan Junction (N=290)

Top Public Safety Concerns	Most Prominent Themes in Narrative Comments
1-Car Prowls	1-Traffic/Bike/Pedestrian/Transit
2-Auto Theft	2-Lack of Police Capacity/Presence
3-Lack of Police Capacity /Presence	3-Public Order Crime
4-Residential Burglary	4-Property Crime
5-Littering/Dumping	5-Homelessness



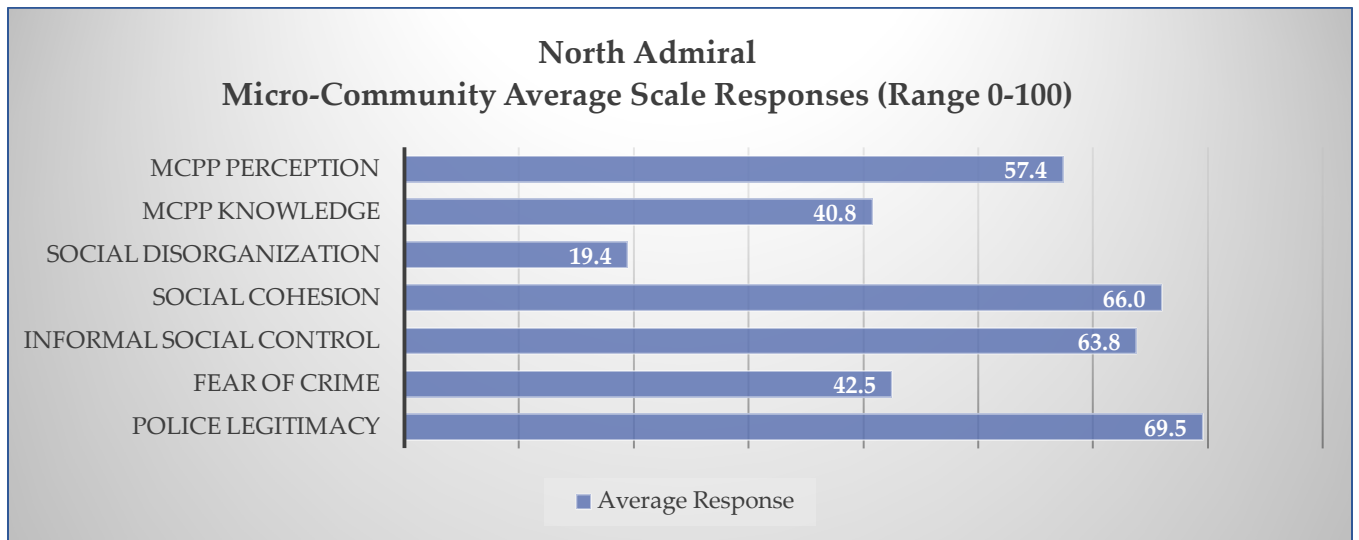
### Highland Park (N=91)

Top Public Safety Concerns	Most Prominent Themes in Narrative Comments
1-Lack of Police Capacity /Presence	1-Lack of Police Capacity /Presence
2-Littering/Dumping	2-Public Order Crime
3-Residential Burglary	3-Traffic/Bike/Pedestrian/Transit
4-Property Crime - General	4-Homelessness
5- Car Prowls	5- More Police Community Outreach Needed



### North Admiral (N=113)

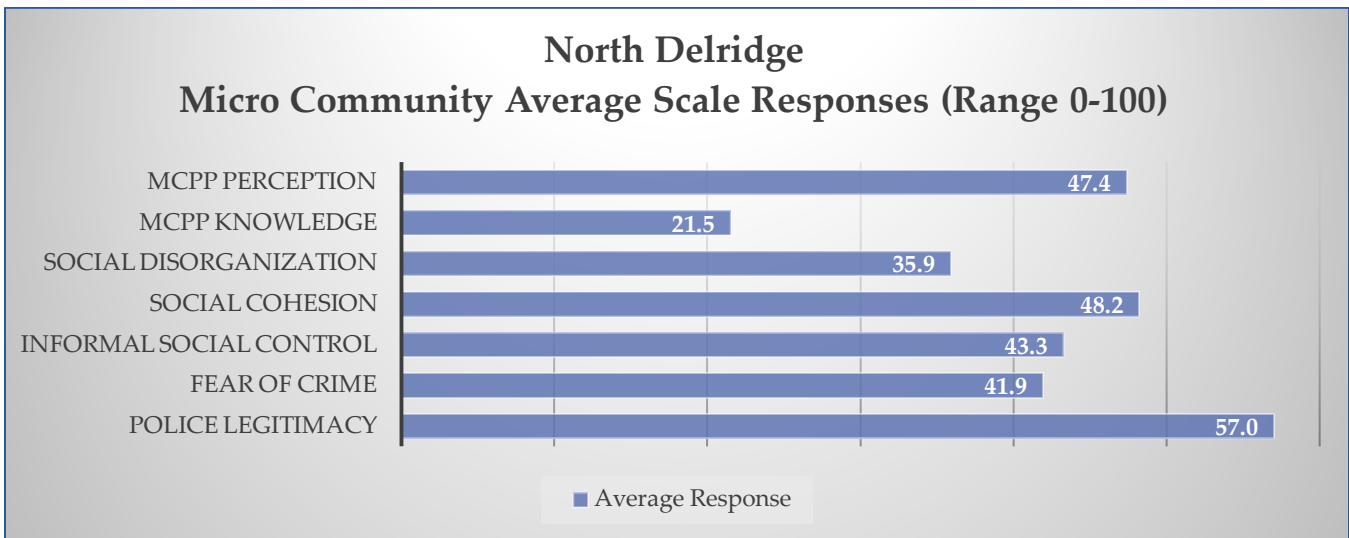
Top Public Safety Concerns	Most Prominent Themes in Narrative Comments
1-Car Prowls	1-Lack of Police Capacity /Presence
2-Auto Theft	2-Traffic/Bike/Pedestrian/Transit
3-Graffiti	3-Public Order Crime
4-Residential Burglary	4-Property Crime
5-Lack of Police Capacity /Presence	5-Homelessness





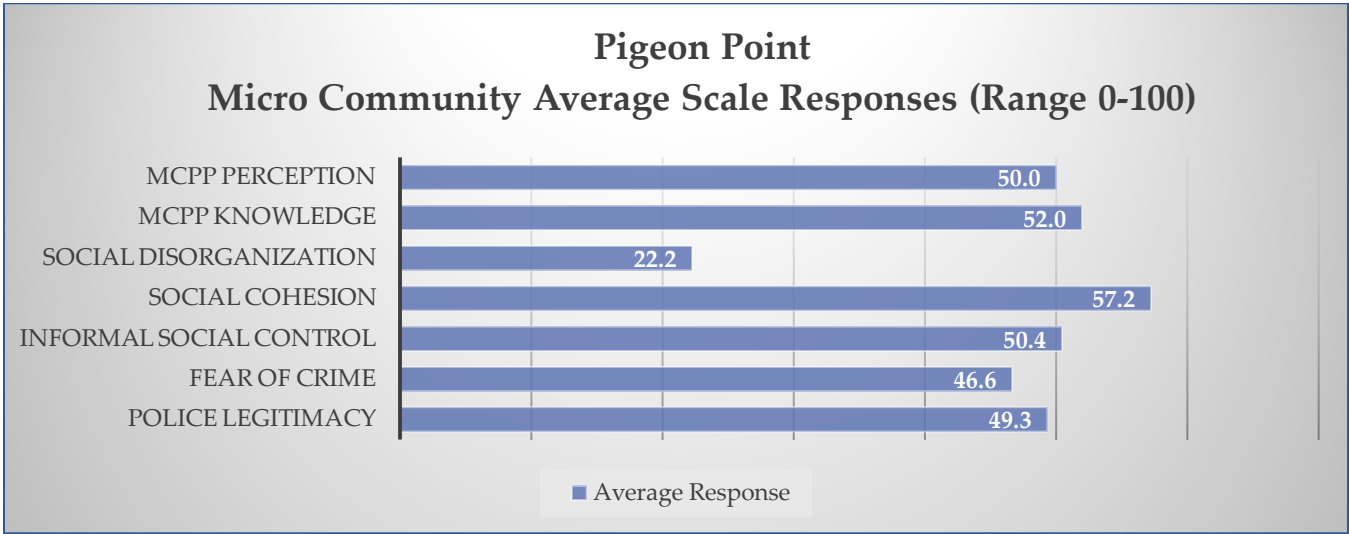
**North Delridge (N=40)**

Top Public Safety Concerns	Most Prominent Themes in Narrative Comments
1-Littering/Dumping	1-Traffic/Bike/Pedestrian/Transit
2-Car Prowls	2-Public Order Crime
3-Parking Issues	3-Violent Crime
4-Pedestrian Safety	4-Lack of Police Capacity /Presence
5-Shots Fired	5-Property Crime



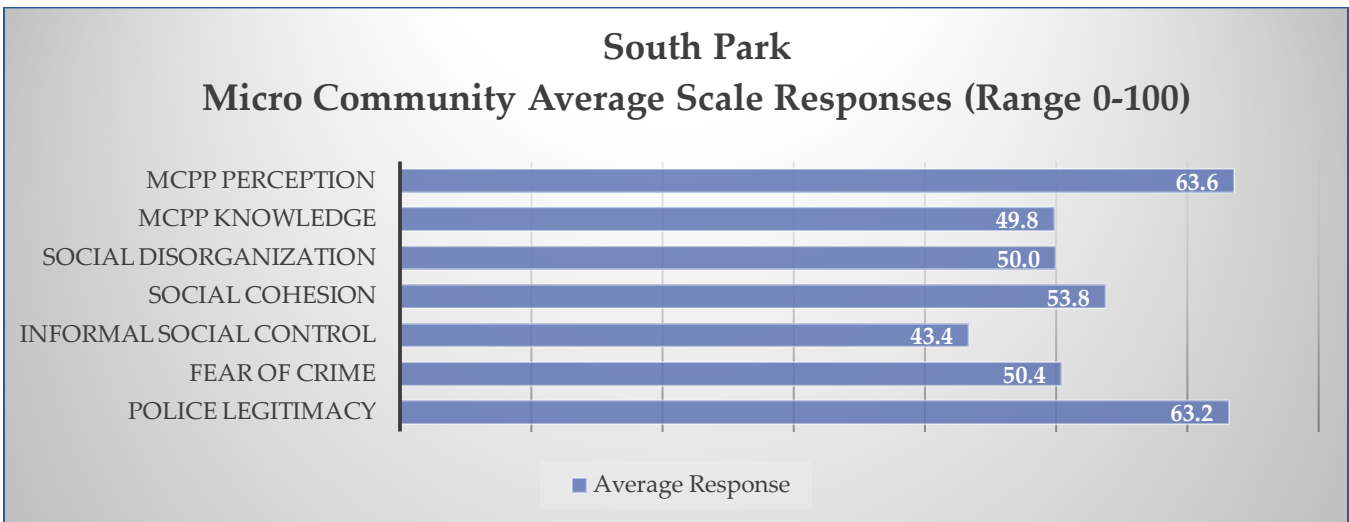
**Pigeon Point (N=13)**

Top Public Safety Concerns	Most Prominent Themes in Narrative Comments
1- Residential Burglary	1- Lack of Police Capacity /Presence
2- Littering/Dumping	2- Property Crime
3- Traffic Safety	3- Violent Crime
4- Pedestrian Safety	4- Public Order Crime
5- Lack of Police Capacity/Presence	---



### South Park (N=37)

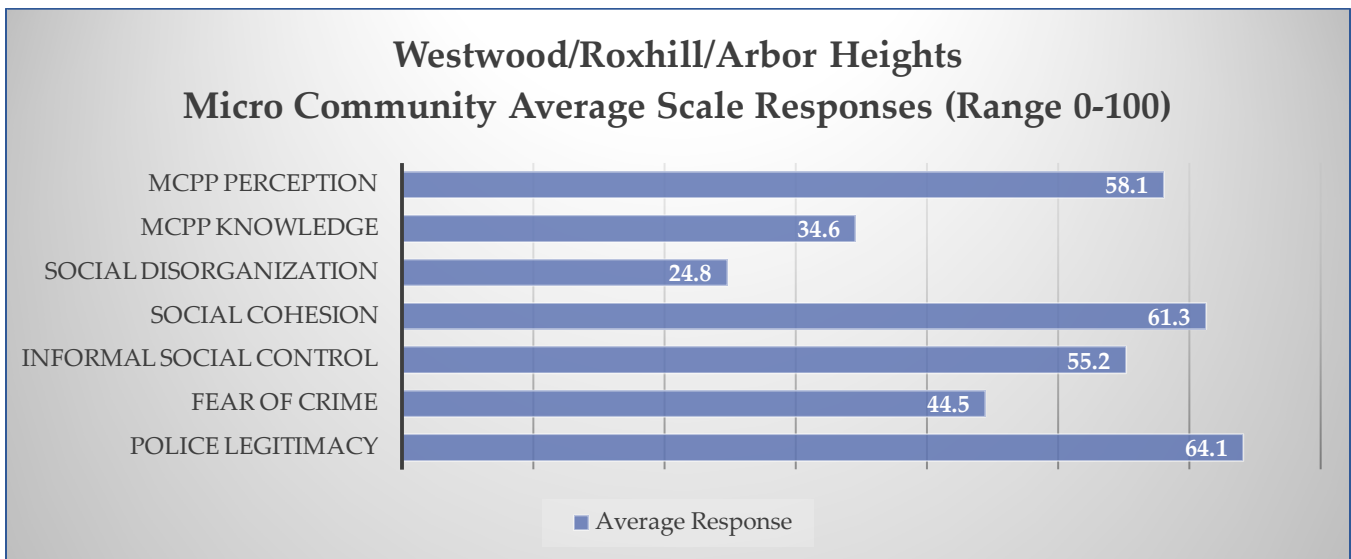
Top Public Safety Concerns	Most Prominent Themes in Narrative Comments
1-Littering/Dumping	1-Lack of Police Capacity/Presence
2-Lack of Police Capacity/Presence	2-Public Order Crime
3-Property Crime - General	3-Traffic/Bike/Pedestrian/Transit
4-Graffiti	4-Property Crime
5-Inadequate Police Staffing	5-SPD Doing Best they can w/Limited Resources





**Westwood/Roxhill/Arbor Heights (N=173)**

Top Public Safety Concerns	Most Prominent Themes in Narrative Comments
1-Car Prowls	1-Lack of Police Capacity/Presence
2-Residential Burglary	2-Traffic/Bike/Pedestrian/Transit
3-Auto Theft	3-Public Order Crime
4-Lack of Police Capacity/Presence	4-Property Crime
5-Littering/Dumping	5-Homelessness

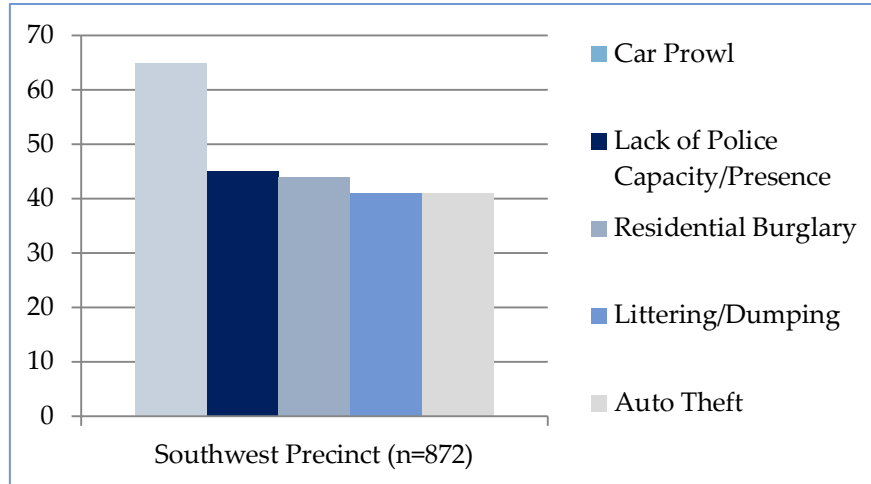




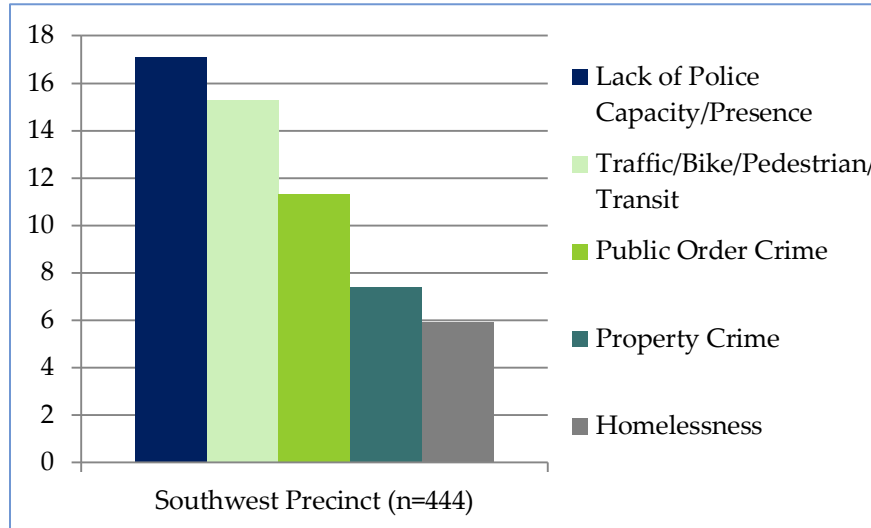


## Southwest Precinct Summary of Results

### Percentage of Respondents who Selected Top Concerns

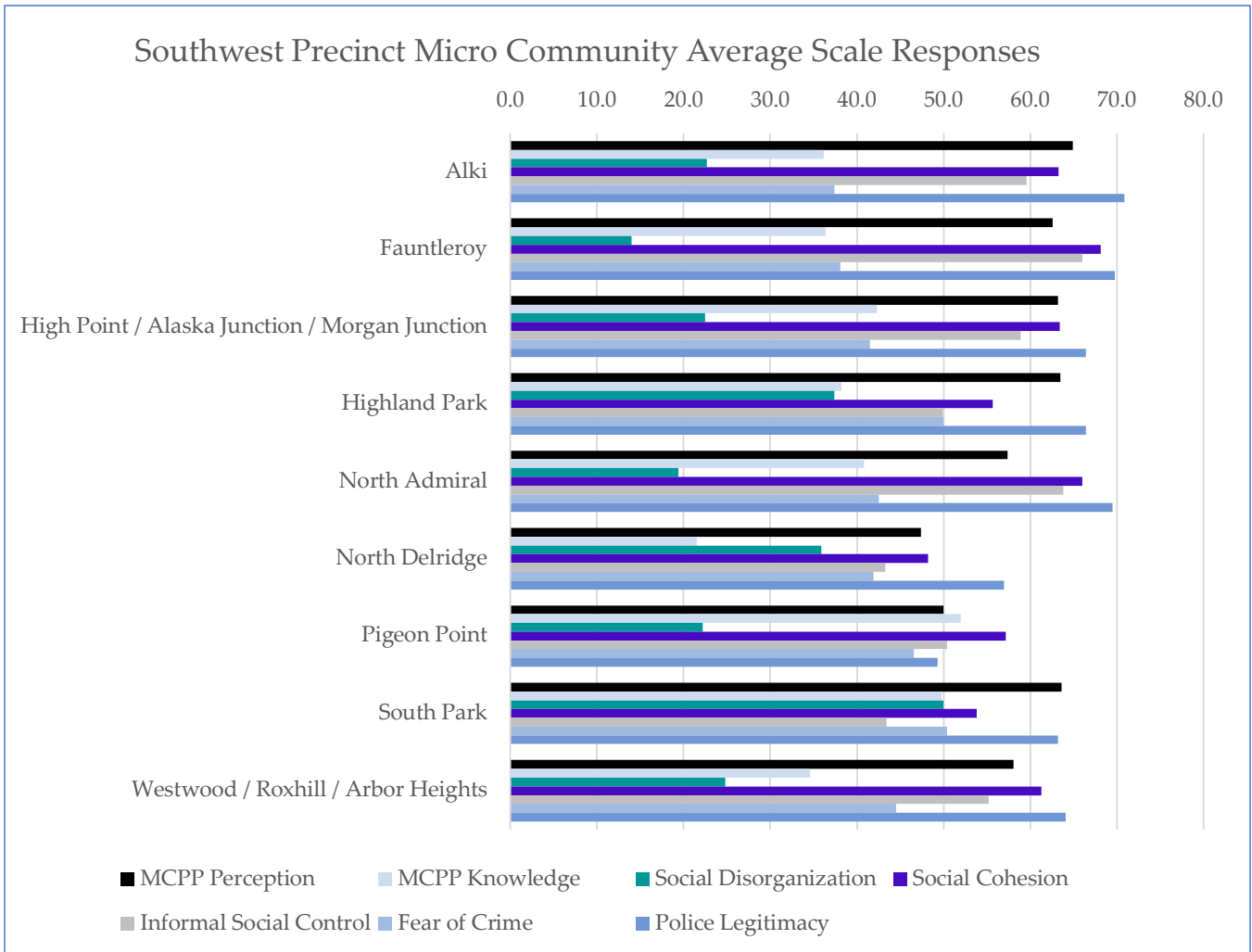
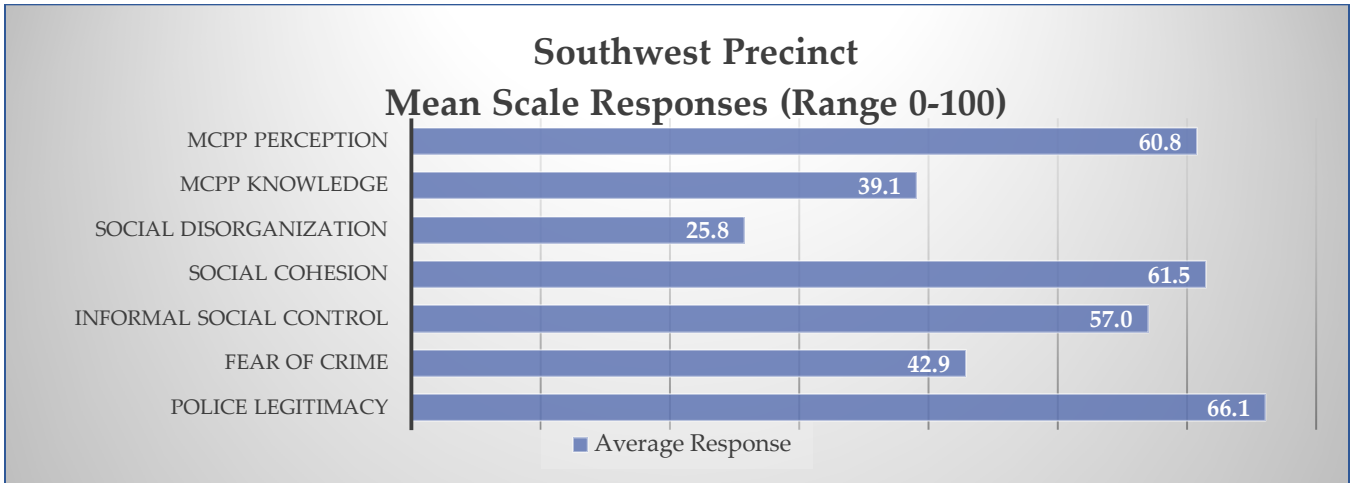


### Percentage of Respondents who Selected Most Prominent Themes in Narrative Comments out of 37 Themes





## Community Perceptions of Public Safety





## *Summary of Findings for Southwest Precinct*

The top public safety concerns for the Southwest Precinct are car prowls, lack of police capacity/presence, residential burglary, littering/dumping, and auto theft. The most prominent themes citizens in the Southwest Precinct commented on in their narrative responses were lack of police capacity/presence, Traffic/Bike/Pedestrian/Transit issues, public order crime, property crime, and homelessness. At the micro-community level, top public safety concerns, prominent themes, and perceptions of public safety are similar to the precinct as a whole in some micro-communities (e.g., Westwood/Roxhill/Arbor Heights) but differ in others (e.g., shots fired and graffiti is in the top five concerns in South Park, parking issues, noise levels, and traffic safety are top concerns in Alki). The results on the scales measuring community perceptions of public safety suggest that the Southwest Precinct as a whole shows relatively high police legitimacy, above average levels of social cohesion and informal social control, average fear of crime, low social disorganization, and positive perception with average knowledge of the SPD MCPP. At the micro-community level, results on the scales are different depending on the micro-community with some very similar to the Southwest Precinct as a whole (e.g., South Park) while others different (e.g., Pigeon Point) reflecting heterogeneous micro-communities on measures of community perception of public safety within the precinct.

## *Implications for Southwest Precinct Micro-Community Policing Plan*

The quantitative survey findings of the top public safety concerns, prominent themes identified in the narrative comments, and community perceptions regarding issues related to public safety offer comprehensive information based on survey findings from 908 Southwest Precinct residents. The information can be used to inform and guide the SPD MCPP priorities to ensure that citizen concerns are taken into account in the development and evolution of the MCPPs for the Southwest Precinct micro-communities. For example, the top public safety concerns coupled with the most prominent themes for the precinct and for each micro-community that can be used to inform the SPD MCPP priorities to reflect the timely concerns of citizens. The community perceptions regarding public safety as measured through the scales provides a snapshot of the nature of the precinct as a whole and the individual micro-communities regarding citizen views on police legitimacy, social disorganization, informal social control, social cohesion, fear of crime as well as perceptions and knowledge of MCPP. Ideally, a healthy community with positive police-citizen relations will have high police legitimacy, low social disorganization, high informal social control and social cohesion, low fear of crime, positive perception and high knowledge of the SPD MCPP. Thus, survey findings can assist the Precincts to target areas of improvement with respect to scale items that reflect citizen perceptions of community public safety areas that stray from the ideal and negatively impact public safety.

## **West Precinct**

### *West Precinct Survey Results Overview*

Results are presented from 1,245 completed survey responses from community members who indicated they live or work in the City of Seattle West Precinct. Compared to Seattle demographics, survey respondents were disproportionately more likely to be non-minority and female. Quantitative responses were weighted based on gender and race/ethnicity to better represent the Seattle population.

2015 Seattle Public Safety Survey Results



West Precinct Survey Demographics					
Variable	Responses	Unweighted		Weighted	
		Valid %	n	% Valid	n
<b>Seattle Connection</b>	Live	25.0	311	23.2	293
	Work	11.6	144	14.0	177
	Live/Work	63.5	790	62.8	793
<b>Age</b>	< 20	0.2	3	0.2	2
	20-29	9.9	123	11.4	144
	30-39	21.4	266	22.8	287
	40-49	20.0	249	20.0	252
	50-59	21.3	265	21.1	266
	60-69	18.7	232	17.3	218
	70-79	7.6	94	6.3	80
	80-89	0.7	9	0.8	10
	> 90	0.2	2	0.2	2
<b>Race*</b>	American Indian / Alaskan Native	1.3	16	3.0	38
	Asian	7.6	93	17.1	213
	Biracial / Multiracial	3.5	43	7.9	100
	Black / African American	2.4	29	6.3	78
	Pacific Islander	0.6	7	1.4	18
	White	88.7	1091	76.2	949
	Other / Unknown	3.2	40	4.6	58
<b>Ethnicity</b>	Hispanic	2.8	35	5.7	71
<b>Citizenship</b>	Foreign Born Non-U.S. Citizen	3.7	46	5.3	67
	Foreign Born U.S. Citizen	6.4	79	8.9	112
	U.S. Born Citizen	89.9	1116	85.8	1080
<b>Gender*</b>	Female	58.2	724	45.2	569
	Male	40.2	500	53.7	677
	Transgender	0.4	5	0.3	4
	Other	0.8	10	1.1	14
<b>Marital Status</b>	Divorced	7.7	96	6.7	84
	Married / Domestic Partnership	63.2	784	63.2	795
	Single	27.2	337	28.8	362
	Widowed	1.9	24	1.4	17
<b>Education</b>	No High School Diploma	0.6	7	0.7	9
	High School Diploma or Equivalent	2.4	30	2.8	35
	Some College	11.2	139	11.9	150
	Associate's Degree	5.0	62	5.8	73
	Bachelor's Degree	43.4	538	41.7	524
	Graduate Degree	37.5	465	37.1	467
<b>Household Income</b>	\$0 - \$39,999	11.1	133	12.1	148
	\$40,000 - \$79,999	20.4	245	20.2	247
	\$80,000 - \$119,999	20.9	251	21.4	262
	\$120,000 - \$159,999	16.3	196	15.2	186

## 2015 Seattle Public Safety Survey Results



	\$160,000 - \$199,999	11.0	132	10.9	134
	\$200,000 or higher	20.4	246	20.2	248
<b>*Respondents could select multiple categories</b>					

Of the total 1245 West Precinct responses, 619 respondents offered narrative comments. Narrative comments were analyzed for themes and 37 distinct themes were identified.

<b>Themes Identified in Survey Narrative Comments – 37 Themes</b>			
1-Lack of Police Capacity/Presence	11-Opportunities to Report Non-Emergencies Limited/Cumbersome and Discourage Citizen Reporting to Police	20-SPD Doing a Great Job	29-Moving out of Seattle due to Crime and Public Safety
2-More Foot-Bike-Out-of-Car Patrol	12-More Police Community Outreach Needed	21-City Politics are Decreasing Public Safety	30-Survey/SU Issues
3-Lack of Trust in Police/SPD	13-More Police Community Outreach to Identity-Based Groups	22-CJS/Lack Prosecution are Returning Offenders to Street	31-Crime is on the Rise
4-Concerns About Police Use of Force	14-Police Initiatives Displace Rather than Reduce/Deter Crime	23-Next Door-Positive for Community/Public Safety	32-Crime-Violent
5-Concerns about Selective Enforcement/Racial Bias	15-SPD Organization, Culture, Stability in Leadership Needs to Change	24-Next Door-Negative for Community/Creates Hysteria	33-Crime-Property
6-Lack of Police Professionalism/Police Demeanor/Respect for Citizens	16-SPD Organization, Lack of Police Accountability	25-Homelessness is a Public Safety and Public Health Issue	34-Crime-Public Order
7-More CPTED/Situational/Environmental Crime Prevention Strategies and Citizen Training	17-Consent Decree - Positive Impact on SPD	26-Mental Health is a Public Safety and Public Health Issue	35-Crime-Sex
8-Over-policing/Police at Scenes too Long	18-Consent Decree-Negative Impact on SPD	27-More Social Services Needed in City to Respond to People in Social and Behavioral Crisis	36-Crime-Traffic/Pedestrian/Bike/Transit
9-Issues with 911/Dispatch	19-SPD Doing Best They Can w/Limited Resources	28-Neighborhood Name Designation Incorrect or Missing	37-Other
10-Slow or No Police Response			

Survey results are presented for top public safety concerns, prominent themes, and measures of community perceptions for the precinct as a whole and for each precinct micro-community.



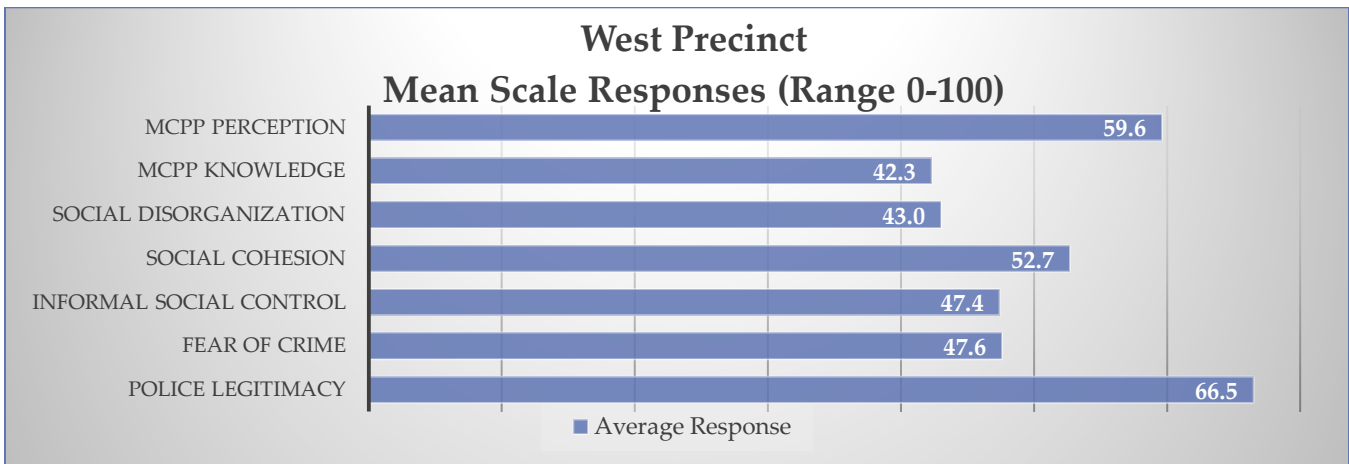
*Top Public Safety Concerns, Prominent Themes, and Community Perceptions of Public Safety for West Precinct and West Precinct Micro-Communities*

Top Public Safety Concerns, Most Prominent Themes, and Community Perceptions of public safety are presented for the Southwest Precinct as a whole and for each Southwest Precinct Micro-Community.

**West Precinct**

**Precinct-Wide (N=1245)**

Top Public Safety Concerns	Most Prominent Themes in Narrative Comments
1-Car Prowls	1-Lack of Police Capacity/Presence
2-Lack of Police Capacity/Presence	2-Homelessness
3-Lack of Mental Health Resources	3-Property Crime
4-Littering /Dumping	4-Traffic/Bike/Pedestrian/ Transit
5- Homeless Encampments (Non-Regulated)	5-Public Order Crime

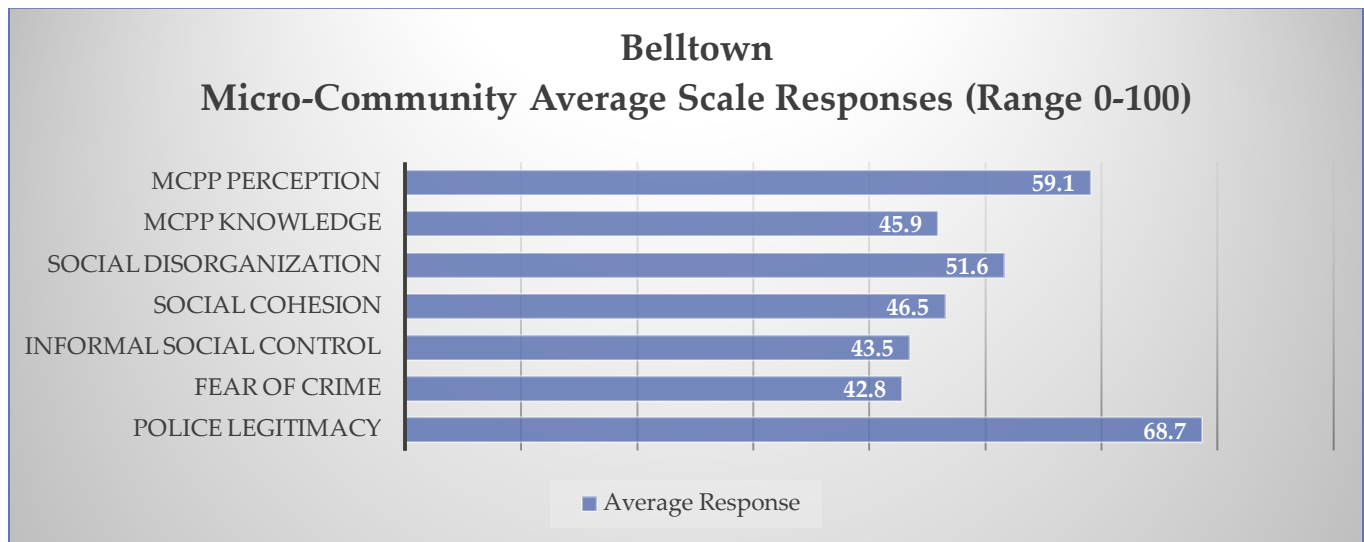




**West Precinct Micro-Communities**

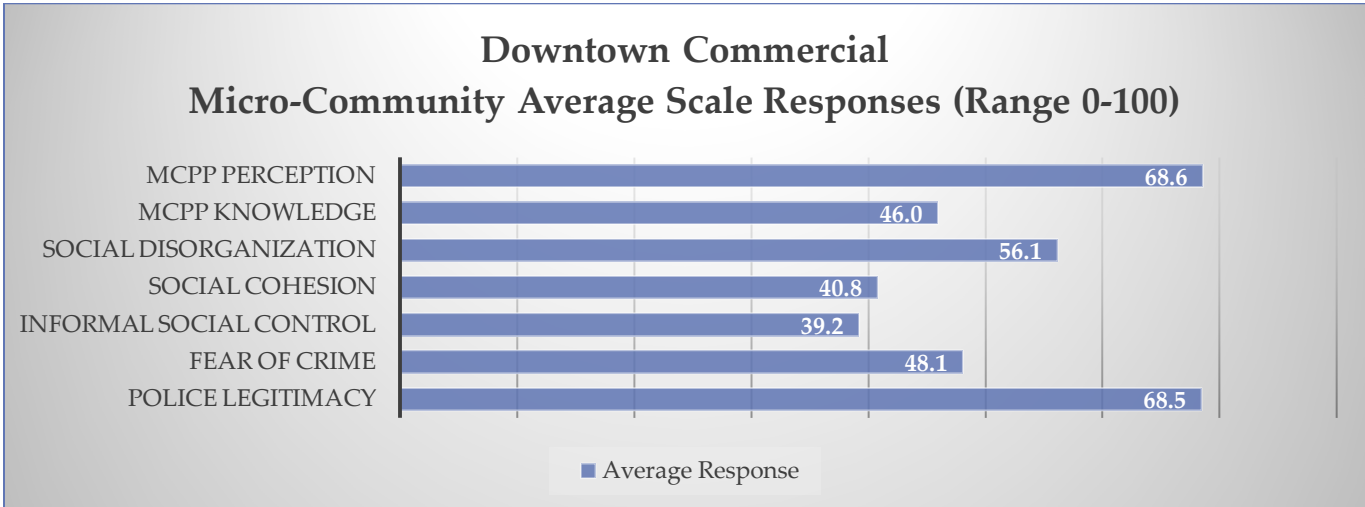
**Belltown (N=197)**

Top Public Safety Concerns	Most Prominent Themes in Narrative Comments
1-Civility Issues	1-Lack of Police Capacity/Presence
2-Loitering	2-Homelessness
3-Lack of Police Capacity/Presence	3-Public Order Crime
4-Drug Use in Public	4-Traffic/Bike/Pedestrian/ Transit
5-Drug Sales	5-Property Crime



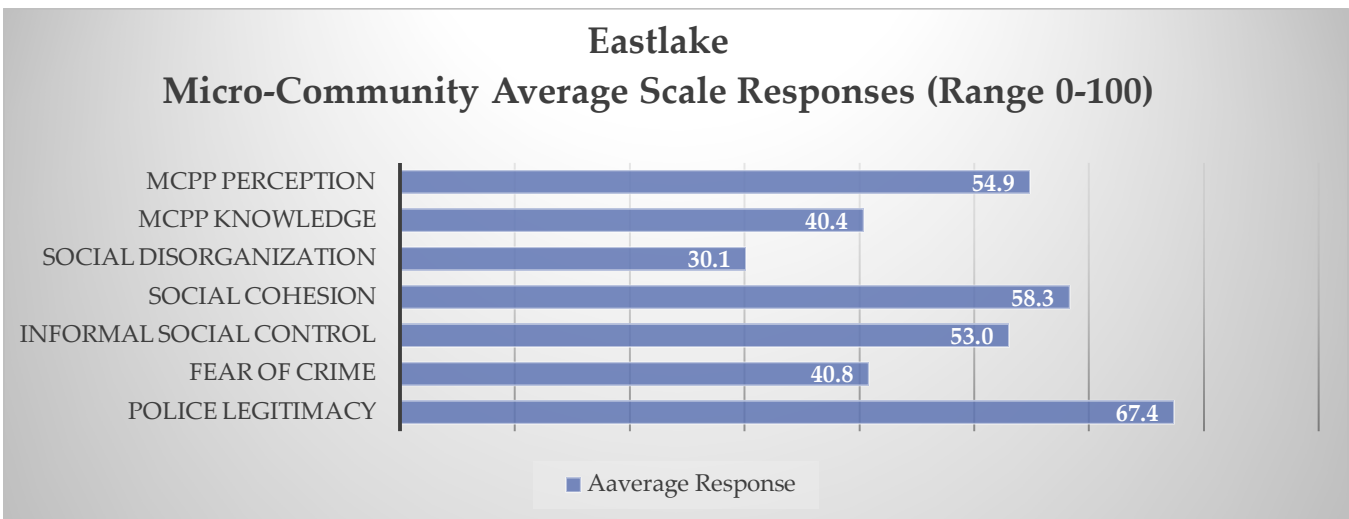
**Downtown Commercial (N=255)**

Top Public Safety Concerns	Most Prominent Themes in Narrative Comments
1- Drug Sales	1- Lack of Police Capacity/Presence
2- Drug Use in Public	2- Homelessness
3- Aggressive Panhandling	3- Public Order Crime
4- Loitering	4- Mental Illness
5- Civility Issues	5- Traffic/Bike/Pedestrian/ Transit



### Eastlake (N=89)

Top Public Safety Concerns	Most Prominent Themes in Narrative Comments
1- Car Prowls	1- Traffic/Bike/Pedestrian/Transit
2- Parking Issues	2- Homelessness
3- Auto Theft	3- Property Crime
4- Bicycle Safety	4- Lack of Police Capacity/Presence
5- Lack of Police Capacity / Presence	5- Public Order Crime

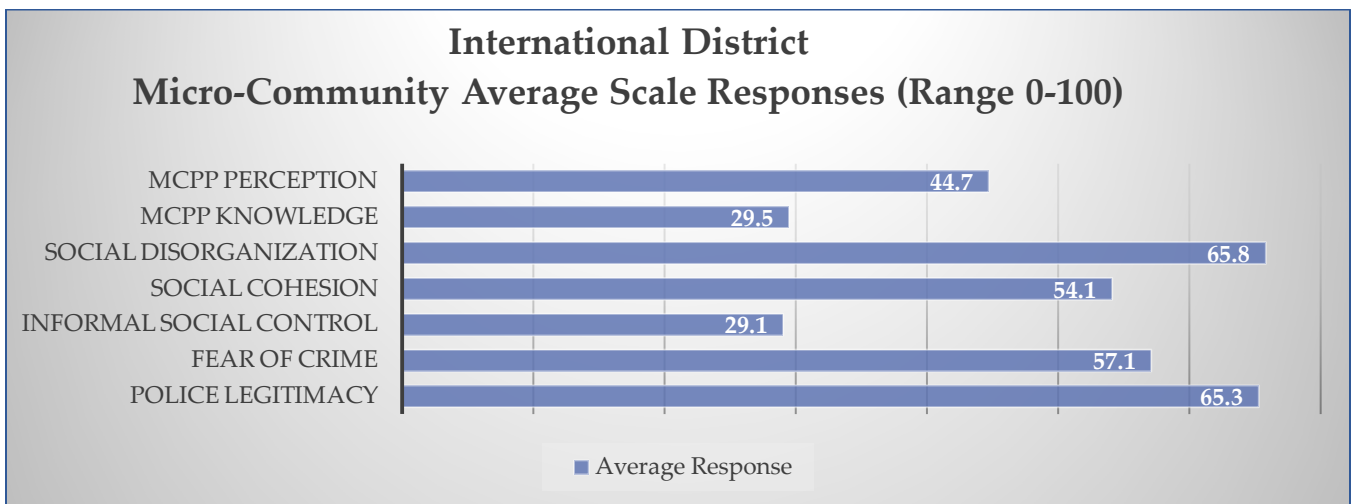






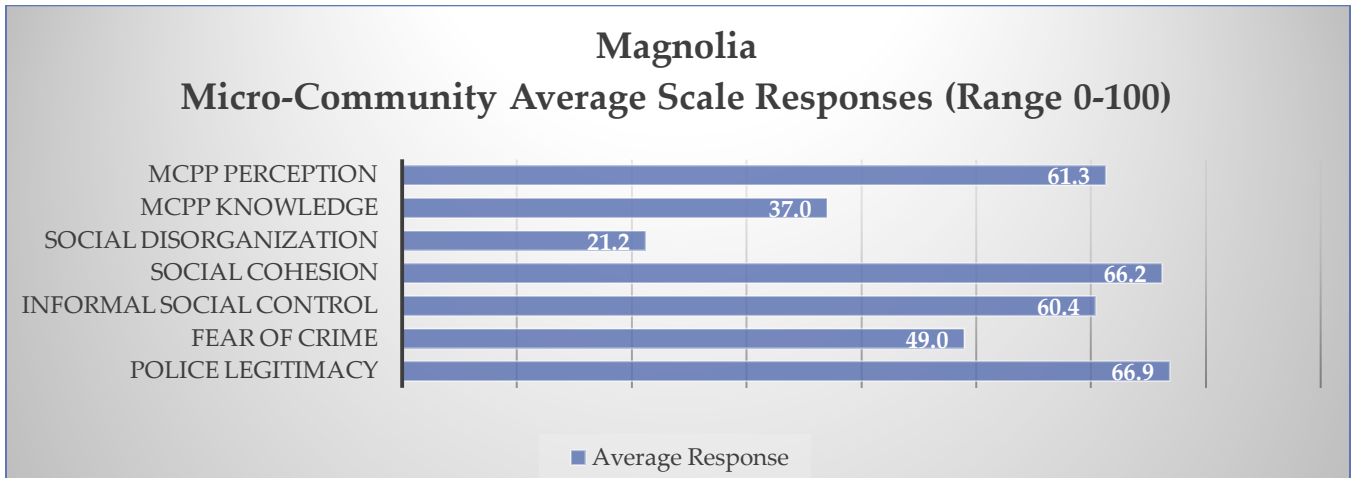
**International District (N=56)**

<b>Top Public Safety Concerns</b>	<b>Most Prominent Themes in Narrative Comments</b>
1- Littering/Dumping	1- Homelessness
2- Lack of Police Capacity/Presence	2- Lack of Police Capacity/Presence
3- Drug Use in Public	3- Public Order Crime
4- Drug Sales	4- Property Crime
5- Civility Issues	5- Violent Crime



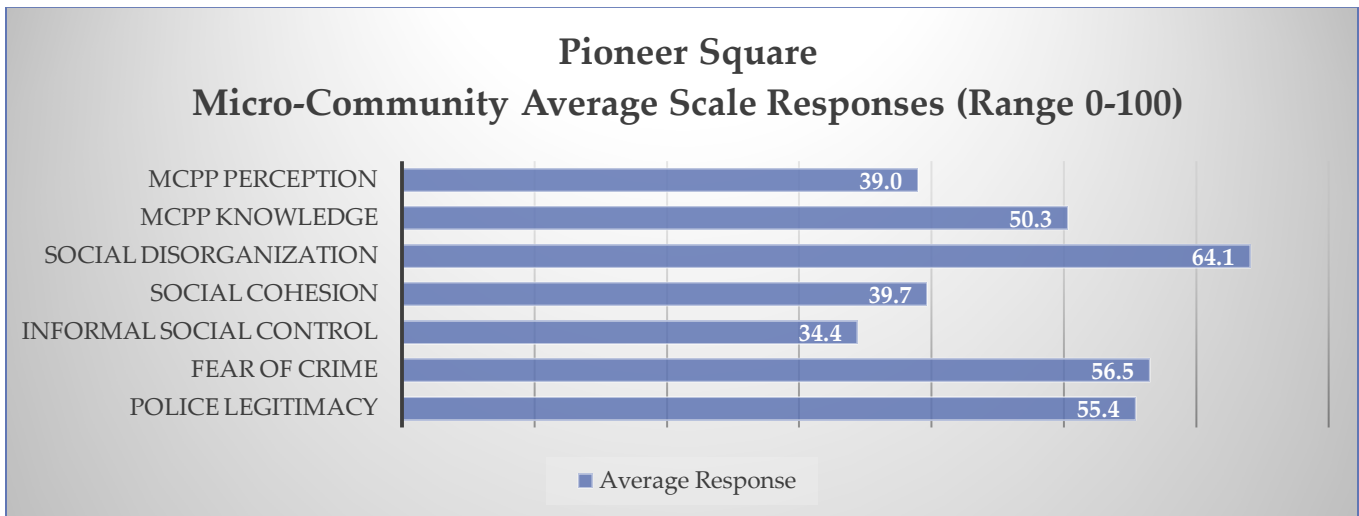
**Magnolia (N=240)**

<b>Top Public Safety Concerns</b>	<b>Most Prominent Themes in Narrative Comments</b>
1-Car prowls	1-Property Crime
2-Lack of Police Capacity/Presence	2-Homelessness
3-Residential Burglary	3-Lack of Police Capacity/Presence
4-Car/RV camping	4-Crime on the Rise
5-Property Crime - General	5-Traffic/Bike/Pedestrian/Transit



### Pioneer Square (N=80)

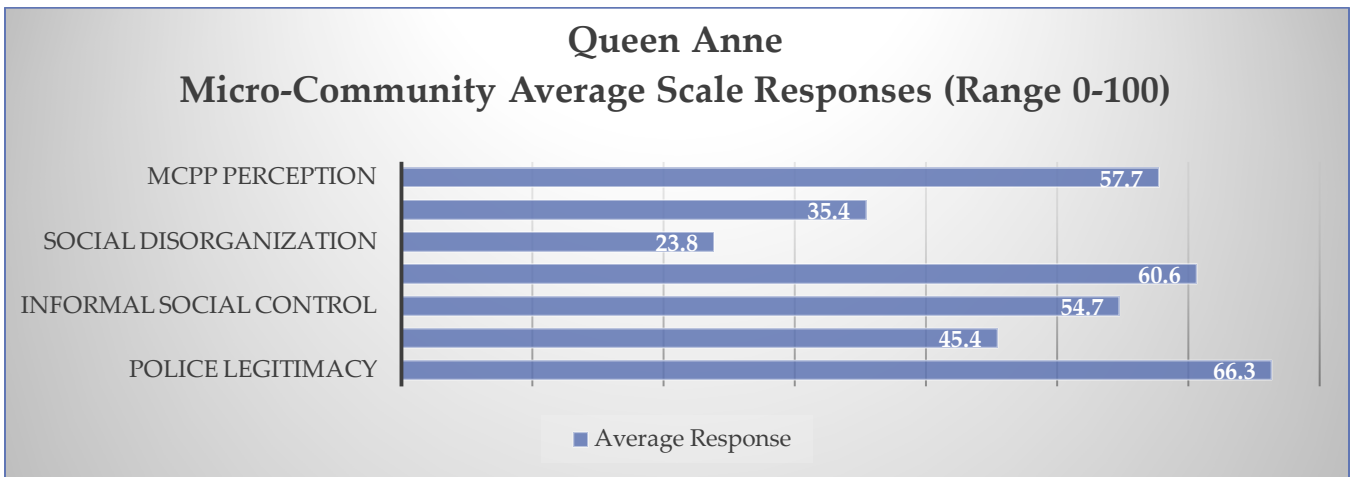
Top Public Safety Concerns	Most Prominent Themes in Narrative Comments
1-Drug Use in Public	1-Homelessness
2-Drug Sales	2-Public Order Crime
3-Lack of Mental Illness Resources	3-Violent Crime
4-Civility Issues	4-Lack of Trust in Police/SPD
5-Aggressive Panhandling	5-More CPTED/Situational/ Environmental Crime Prevention Strategies and Citizen Training





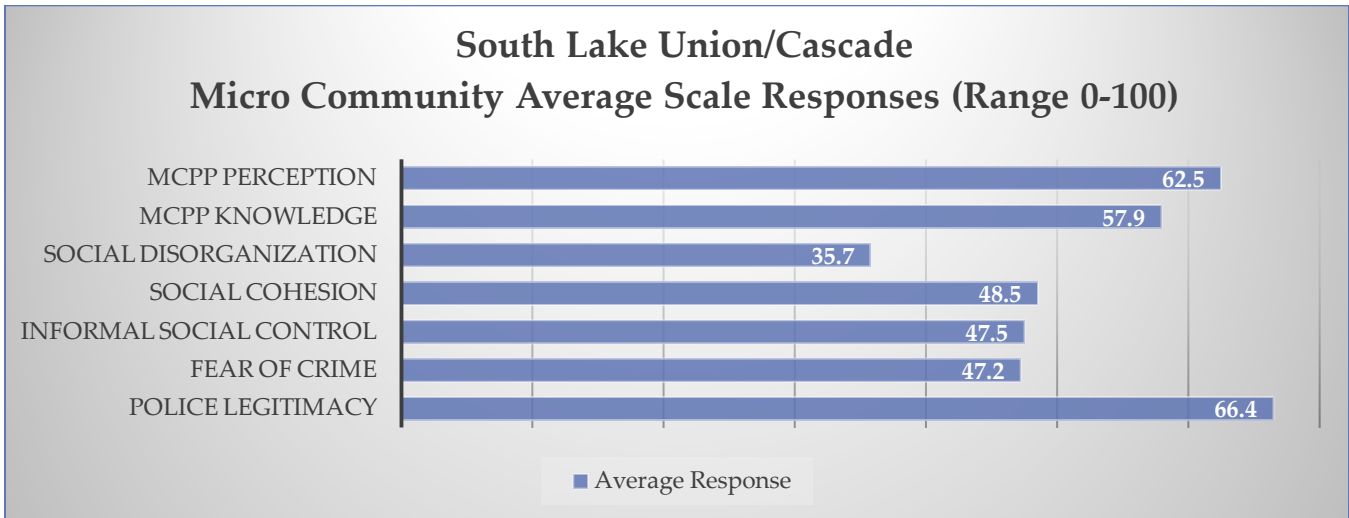
**Queen Anne (N=276)**

Top Public Safety Concerns	Most Prominent Themes in Narrative Comments
1-Car Prowls	1-Lack of Police Capacity/Presence
2-Residential Burglary	2-Property Crime
3-Parking Issues	3-Homelessness
4-Lack of Police Capacity/Presence	4-Traffic/Bike/Pedestrian/Transit
5-Property Crime - General	5-Public Order Crime



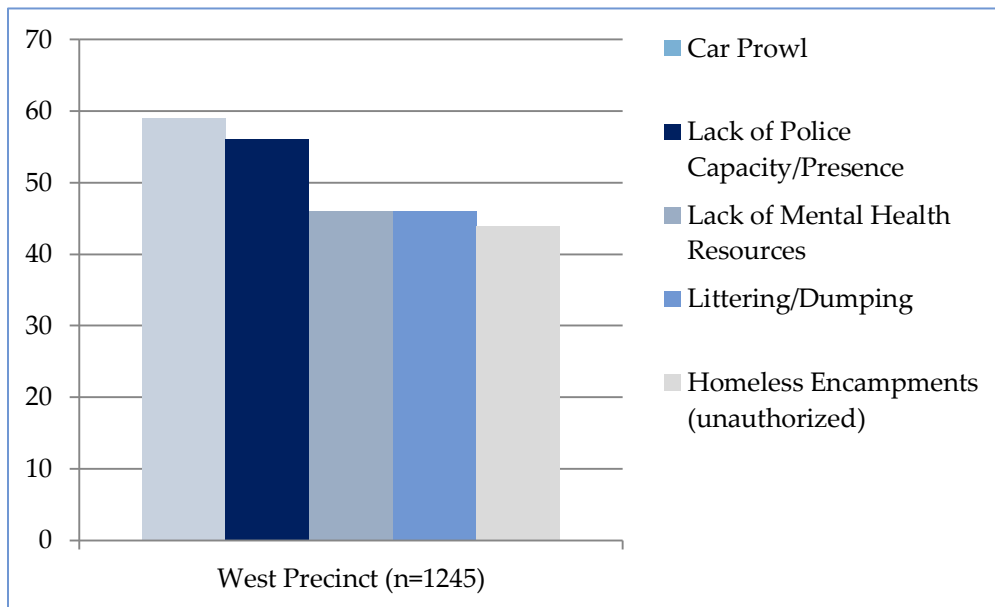
**South Lake Union/Cascade (N=52)**

Top Public Safety Concerns	Most Prominent Themes in Narrative Comments
1-Parking Issues	1-Lack of Police Capacity/Presence
2-Littering/Dumping	2-Crime- traffic/ pedestrian/ bike/ transit
3-Car Prowls	3-Homelessness
4-Pedestrian Safety	4-Property Crime
5-Bicycle Safety	5-Public Order Crime



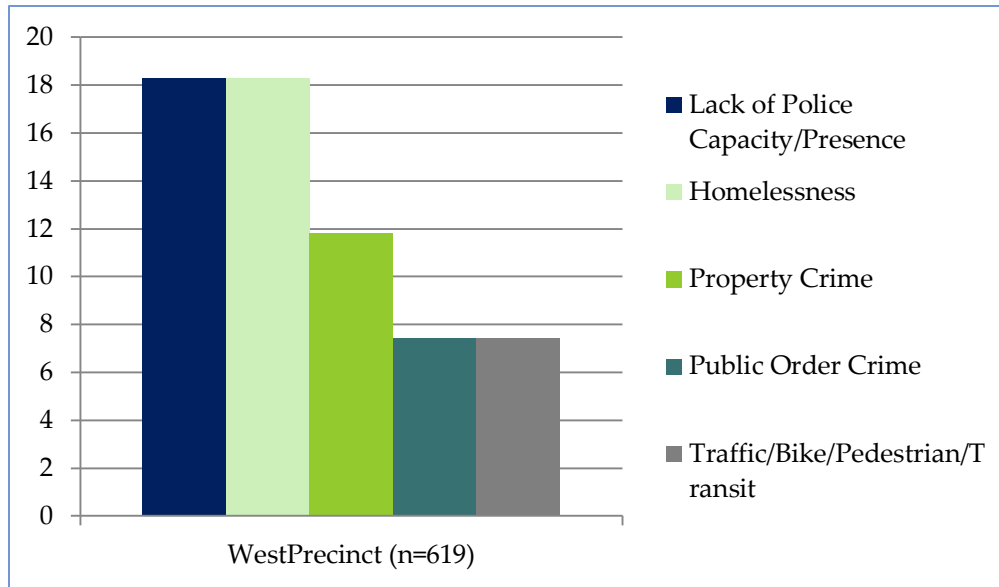
## West Precinct Summary of Results

### Percentage of Respondents who Selected Top Concerns

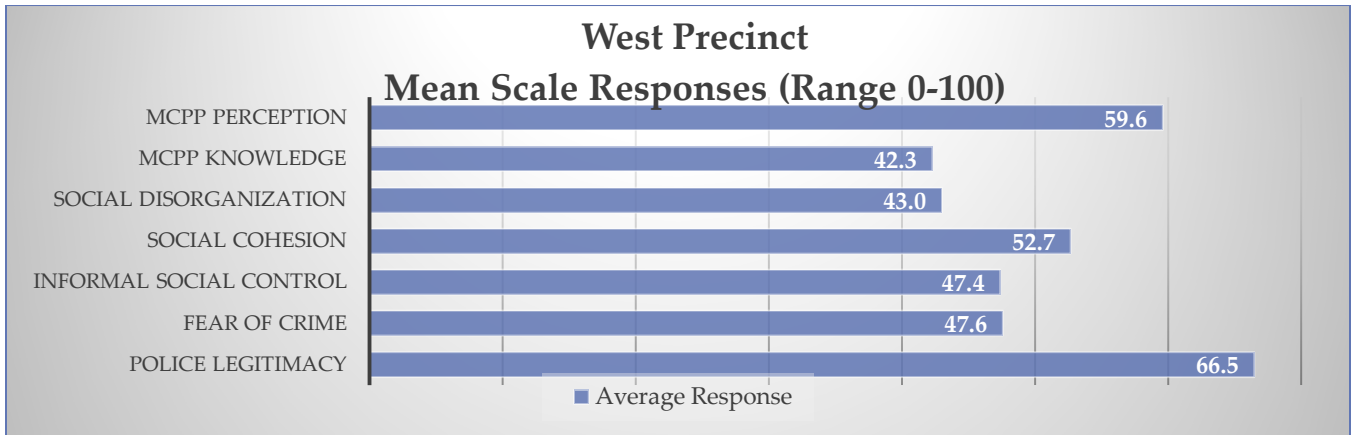




## Percentage of Respondents who Selected Most Prominent Themes in Narrative Comments out of 37 Themes



## Community Perceptions of Public Safety



### Summary of Findings for West Precinct

The top public safety concerns for the West Precinct are car prowls, lack of police capacity/presence, lack of mental health resources, littering/dumping, and homeless encampments. The most prominent themes citizens in the West Precinct commented on in their narrative responses are lack of police capacity/presence, homelessness, property crime, public order crime, and traffic/bike/pedestrian/transit issues. At the micro-community level, top public safety concerns, prominent themes, and perceptions of public safety differ from the precinct as a whole in some micro-communities (e.g., pioneer square respondents express concerns regarding drug crimes and sales, panhandling, lack of mental health

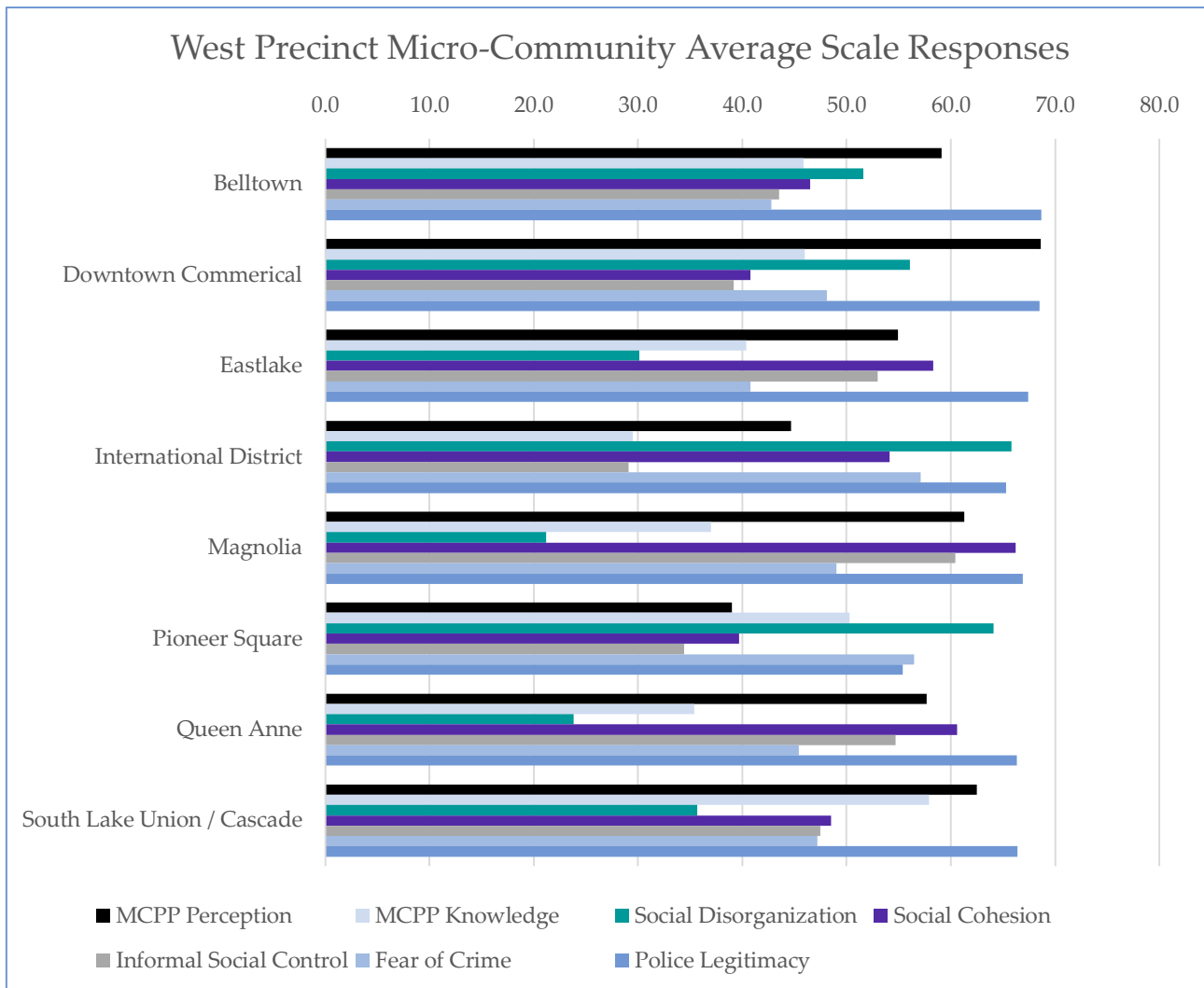
## 2015 Seattle Public Safety Survey Results



resources while in Queen Anne citizens express concerns about car prowls, residential burglary, parking issues, lack of police capacity/presence, and property crime). The results on the scales measuring community perceptions of public safety suggest that the West Precinct shows relatively high police legitimacy, average social cohesion, below average social control, fear of crime and social disorganization, and positive perception with low knowledge of the SPD MCPP. At the micro-community level, results differ depending on the micro-community with some similar to the Precinct as a whole (e.g., South Lake Union/Cascade) while others differ (e.g., International District, Magnolia) reflecting heterogeneous micro-communities on measures of community perception of public safety.

### *Implications for West Precinct Micro-Community Policing Plan*

The quantitative survey findings of the top public safety concerns, prominent themes identified in the narrative comments, and community perceptions regarding issues related to public safety offer comprehensive information based on survey findings from 1,245 West Precinct residents. The information can be used to inform and guide the SPD MCPP priorities to ensure that citizen concerns are taken into account in the development and evolution of the MCPPs for the West Precinct micro-communities. For example, the top public safety concerns coupled with the most prominent themes for the precinct and for each micro-community that can be used to inform the SPD MCPP priorities to reflect the timely concerns of citizens. The community perceptions regarding public safety as measured through the scales provides a snapshot of the nature of the precinct as a whole and the individual

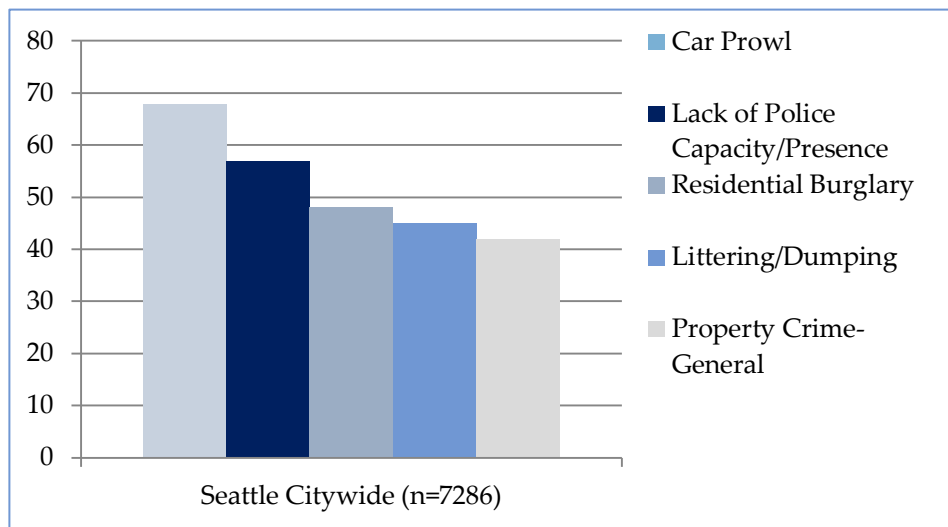




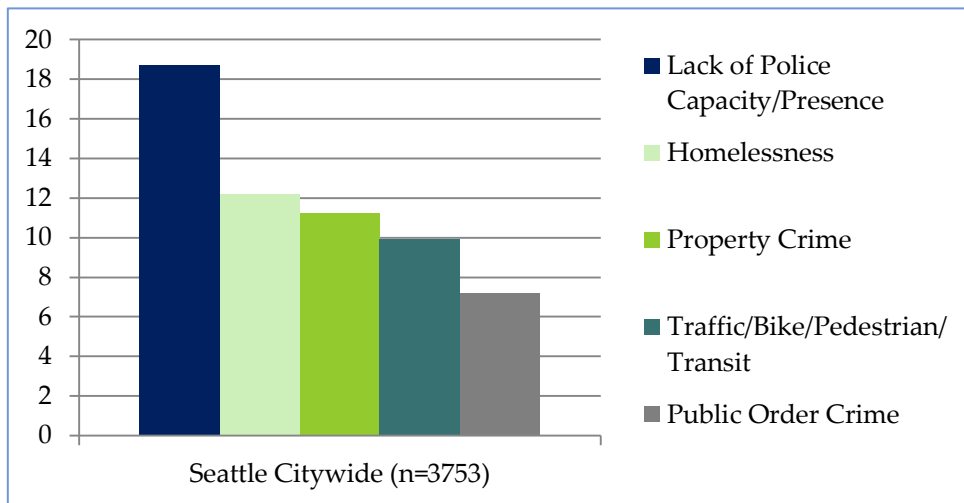
micro-communities regarding citizen views on police legitimacy, social disorganization, informal social control, social cohesion, fear of crime as well as perceptions and knowledge of MCPP. Ideally, a healthy community with positive police-citizen relations will have high police legitimacy, low social disorganization, high informal social control and high social cohesion, low fear of crime, positive perception and high knowledge of the SPD MCPP. Thus, survey findings can assist the Precincts to target areas of improvement with respect to scale items that reflect citizen perceptions of community public safety areas that stray from the ideal and negatively impact public safety.

## Seattle City-Wide Summary of Results

### Percentage of Respondents who Selected Top Concerns

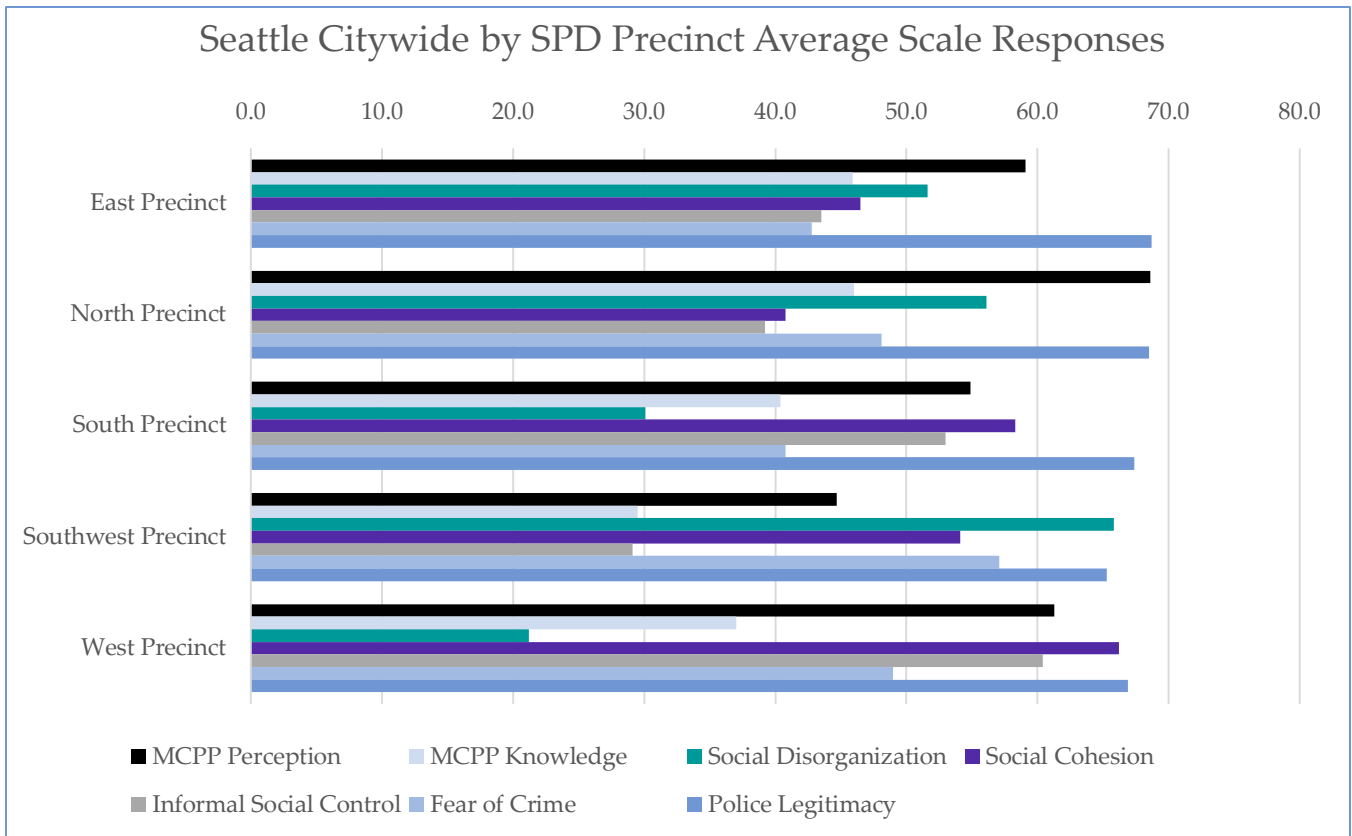
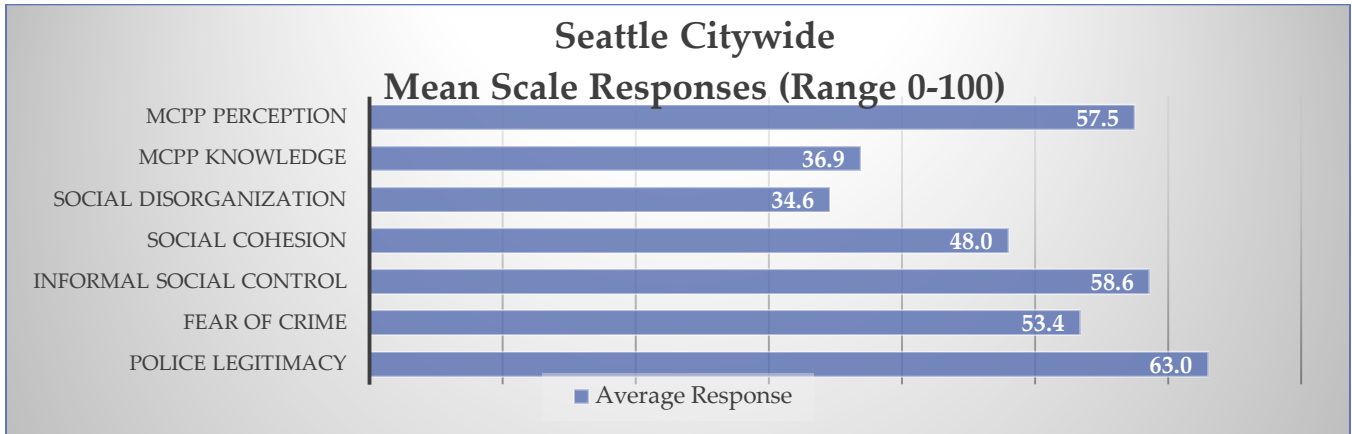


### Percentage of Respondents who Selected Most Prominent Themes in Narrative Comments out of 37 Themes





## Community Perceptions of Public Safety



### Summary of Findings Citywide

The top public safety concerns citywide are car prowls, lack of police capacity/presence, residential burglary, littering/dumping, and property crime. The most prominent themes citizens in the city of Seattle commented on in their narrative responses are lack of police capacity/homelessness, property crime, traffic/bike/pedestrian/transit issues, and public order crime. Taken as a whole, the results offer a picture of the public safety concerns of citizens of Seattle at the city, precinct, and micro-community levels. At the precinct and micro-community levels, top public safety concerns, prominent themes, and





perceptions of public safety differ from the citywide results by precinct and micro-community. The results on the scales measuring community perceptions of public safety suggest that the city of Seattle shows relatively high police legitimacy, average levels of fear of crime, above average social control, below average social cohesion, low social disorganization, somewhat positive perception though low knowledge of the SPD MCPP. At the micro-community level, results on the scales differ by precinct and micro-community reflecting heterogeneous micro-communities on measures of community perception of public safety within the precinct.

### *Implications for Seattle Micro-Community Policing Plans*

The quantitative survey findings of the top public safety concerns, prominent themes identified in the narrative comments, and community perceptions regarding issues related to public safety offer comprehensive information based on survey findings from 7,826 respondents who live and/or work in Seattle. The information can be used to inform and guide the SPD MCPP priorities to ensure that citizen concerns are taken into account in the development and evolution of the Seattle Police Department's MCPPs for the city of Seattle, SPD Precinct, and Precinct micro-communities.

The survey findings can be used to assist SPD, community leaders, and residents to better understand the distinct concerns and perceptions of public safety of citizens within micro-communities and the nature of the community and distinct neighborhoods. Concerns of citizens within any given community differ with respect to concerns about crime and public safety and perceptions of public safety as measured by the survey scales in terms of concerns about crime and public safety and perceptions of public safety with respect to police legitimacy, social cohesion, informal social control, and fear of crime. The survey findings at the community and micro-community levels can be used to inform and guide law the Seattle Police Department in developing SPD MCPP priorities at the community and micro-community levels and to guide strategies in response to distinct community concerns.

The top public safety concerns coupled with the most prominent themes for the precinct and for each micro-community inform the SPD MCPP priorities to reflect the timely concerns of citizens. Survey findings can assist SPD at the city, precinct, and micro-community levels to target areas of for improvement with respect to scale items that reflect citizen perceptions of community public safety areas that stray from the ideal and negatively impact public safety. The community perceptions regarding public safety as measured through the survey instrument provides a snapshot of the nature of the community as a whole and within SPD Precincts and individual micro-communities within SPD Precincts regarding citizen concerns about public safety and views on police legitimacy, social disorganization, informal social control, social cohesion, fear of crime as well as perceptions and knowledge of MCPP. Ideally, a healthy community with positive police-citizen relations will have high police legitimacy, low social disorganization, high informal social control and social cohesion, low fear of crime, and positive perception and high knowledge of the SPD MCPP. Thus, survey findings can assist SPD, the city of Seattle, and micro-communities to target areas of improvement with respect to scale items that reflect citizen perceptions of community public safety areas that stray from the ideal and negatively impact public safety.