





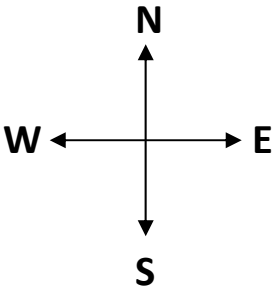
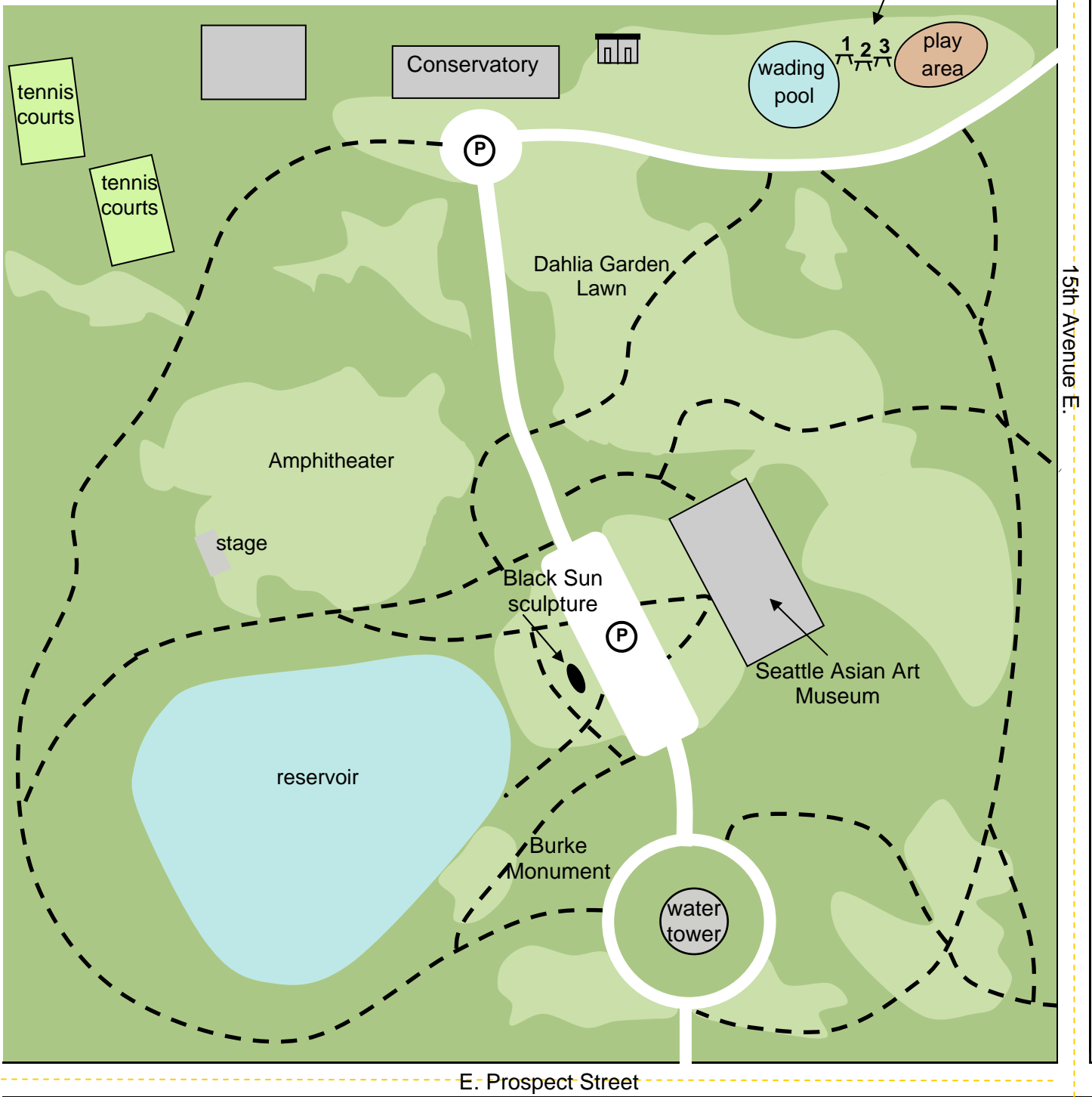


<p>VOLUNTEER PARK 1247 15th Ave E. Seattle, WA 98112</p>	 Picnic Table	 Restroom
	 Picnic Shelter	 Parking Lot
	 Pedestrian Pathway	 BBQ Grill



**SEATTLE PARKS
AND RECREATION**



VOLUNTEER PARK

1247 15th Avenue E.
Seattle, WA 98112

I-5 Northbound:

- Take the East Olive Way Exit (exit #166)
- Bear right on East Olive Way
- East Olive Way merges into East John St
- East John comes to a T at 15th Ave E
- Turn Left on 15th Ave E.
- In about 3/4 of a mile, the entrance to Volunteer Park will be on your left

From I-5 Southbound

- Exit at Bolston Ave/Roanoke St (exit #168A)
- Turn Left on E Roanoke St.
- Cross I-5
- Merge into the right lane
- Turn right at 10th Ave E.
- Turn Left onto E Boston Street
- E Boston becomes 15th Ave E.
- The entrance to Volunteer Park will be on your left (approx 1/2 mile from 10th Ave E.)

