







GAS WORKS PARK

2101 N. Northlake Way
Seattle, WA 98103

- | | |
|--|--|
|  Picnic Table |  Restroom |
|  Picnic Shelter |  Parking Lot |
|  Pedestrian Pathway |  BBQ Grill |

Burke-Gilman Trail

N. Northlake Way

West Meadow

East Meadow

Harbor Patrol

Stone Sculpture

Central Meadow

Sundial

Kite Hill

Gas Works Structure

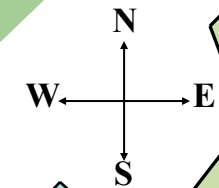
Play Barn

Playground

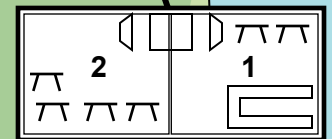
Amphitheater Lawn

Amphitheater

Lake Union



Seattle
Parks & Recreation



GAS WORKS PARK

2101 N. Northlake Way
Seattle, WA 98103

I-5 North/Southbound:

Take the NE 45th St exit. Turn left from I-5 Northbound or right from Southbound. Continue following NE 45th St to Stone Way Avenue N. Turn left on Stone Way Avenue N. After crossing N 34th St, follow the road to the left, which is N Northlake Avenue. Stay on N Northlake until you come to the park. The park is located on the right hand side of the street; the parking lot is on the right, or street parking on the left.

