

In-Person Outreach Event and Survey Overview

On October 23, 2024, an outreach event was held from 4pm to 6pm. The intent of this event was to bring more community awareness and engagement to the project by asking what community members want in their dog parks and what they want to avoid. Two presentation boards depicted the approximate location for the park, asked some questions to prompt discussion, and provided precedents of dog park elements such as dog agility training areas, fences, and water supply. Attendees were encouraged to place heart stickers on the boards for elements they loved, or to “vote” in one of the prompted questions.

Additionally, an online survey was implemented to increase accessibility for feedback. Like the outreach event, the survey focused on providing a brief overview of site analysis to solicit public feedback regarding potential improvements for the project site adjacent to West Seattle Stadium. The survey was open from October 23 to November 7, 2024. In total, 109 people completed the survey. It is important to note that this is not a statistically valid survey. The survey was presented as a series of questions with supportive graphics using the SurveyMonkey platform and was designed to take approximately 5 minutes to complete.

Outreach Event – 10/23/2024

During the event, participants placed sticky notes on the board as well as dropped them into a comment box. The comments on the sticky notes are as follows:

- “Like woodland park separate spaces for shy, running, fetch. Like double entry gate”
- “Walking area/trail from Rotary to dog park.”
- “Upgrade/maintain existing social trail to Camp Long – currently does not drain & gets very muddy”
- “Shy dog area big enough to throw a ball”
- “20-50 cars during stadium overflow events”
- “Appreciate the location for folks living in multi-family housing in the area → a community yard for all dogs to enjoy!”
- “Off leash trail”
- “Track & Field area west of park”
- “Lights!!” (received two (2) additional hearts)
- “We’ll come all day. Anything will be fine as long as the fence is escape proof.”
- “AKC + other academic research shows that OLA’s should be AT LEAST ONE ACRE. This property is nearly 200 ac. Proposed area is .37 ac.”

The following is a summary of these comments:

- Relocate the dog park just west of the stadium’s parking lot
- Ensure the park is well lit
- Have separate spaces for shy/small dogs, running, and fetch that total at least 1 acre
- Introduce and off leash trail
- Have double entry gates and fences that are escape proof
- Increase trail accessibility and maintenance from Rotary and Camp Long

Project Comment Note

Like woodland park separate spaces for shy, running, fetch. Like double entry gate

Name _____ Date _____

Project Comment Note

WALKING AREA / TRAIL FROM ROTARY TO DOG PARK

Name _____ Date _____

OFF LEASH TRAIL

track & field area west of park

LIGHTS !!

♥♥

Project Comment Note

Upgrade / maintain existing social trail to Camp Long - currently does not drain & gets very muddy

Name Les Date 10/23

Project Comment Note

Shy dog area big enough to throw a ball

Name S. Goulet Date 10/2024

Project Comment Note

We'll come all day

Anything will be fine as long as the fence is escape proof

Name Mike Ferrell Date 10/23/24

Project Comment Note

AKC + other Academic research shows that OLA's should be AT LEAST ONE ACRE. This property is nearly 200 ac. Proposed area is .37 ac.

Name ADR Date 10/23/24

Project Comment Note


20-50 cars during stadium overflow events

Name _____ Date _____

Project Comment Note

Appreciate the location for folks living in multi-family housing in the area → a community yard for all dogs to enjoy!

Name _____ Date _____



Other questions and results are below:

- Small/shy dog area – 4 hearts
- Large open space – 2 hearts
- There was also a sticky note that said, “Off leash trail”

- Seating – 3 hearts
- Drinking Fountain – 5 hearts
- Weather Protection – 2 hearts
- There was also a sticky note that said, “Appreciate the location for folks living in multi-family housing in the area → a community yard for all dogs to enjoy!”

- Morning – 5 hearts
- Afternoon – 3 hearts
- Evening – 3 hearts

- There was also a sticky note that said, “We’ll come all day. Anything will be fine as long as the fence is escape proof.”



On the board with dog park elements, participants placed hearts to the elements they really loved. The totals for this board are as follows:

- Off-Leash Area – 1 heart
- Agility Training – 3 hearts
- Dog Water Stations – 2 hearts
- Fence/Gates – 3 hearts
- Human Accommodation – 0 hearts
- Bioretention Swale – 2 hearts
- Art Integration – 1 heart

Survey

1. What type of features would you like to see at a new dog off-leash area?

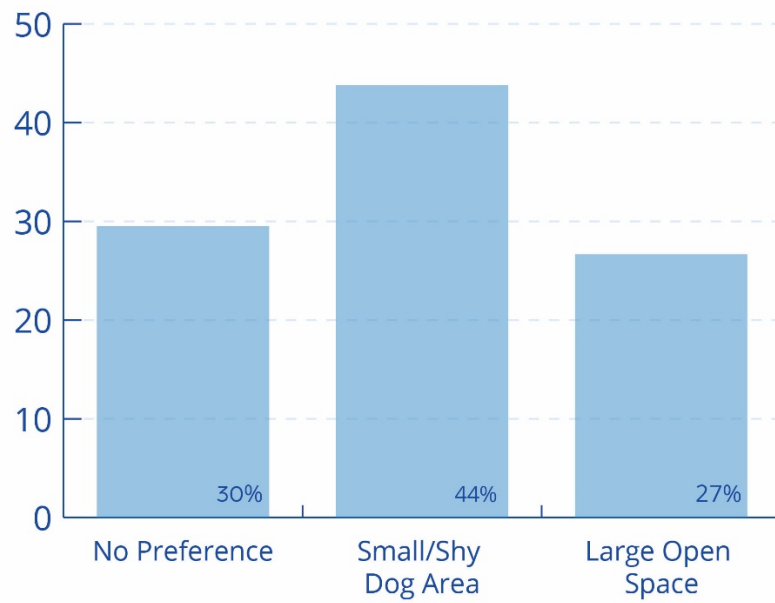


- Answered: 94 / Skipped: 15
- Responses related to wanting large amounts of open grass space, as well as wanting site furnishing and amenities were the predominant themes that arose for this open-ended question.
- 22.34% of respondents mentioned they wanted park amenities which included seating, lights, restrooms, tables, trash cans, etc.
- Grass areas were important to 21.27% of the respondents. Most of them further specified they prefer grass as a material for their dogs as opposed to gravel or mulch since those hurt their dogs' paws.
- 18.08% of people mentioned having dog drinking fountains is important to their vision of a dog park.
- For the 17.02% of responses that mentioned having play features, there was a preference for agility-based structures such as ramps, hoops, and tunnels.
- Double-gate entrances and tall fences were also mentioned several times with 15.96% of respondents emphasizing how they want the areas to be escape proof.

Sample open-ended responses:

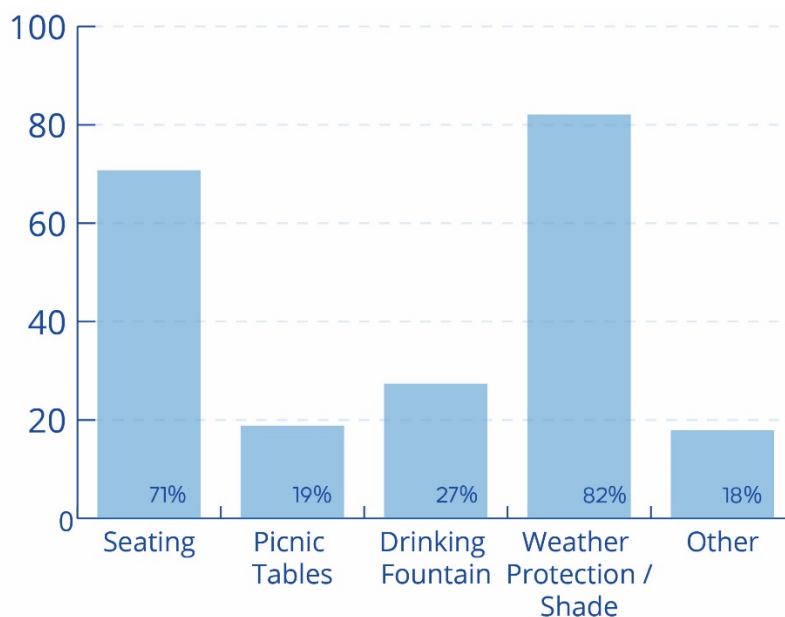
- *"Grassy areas, no gravel. No removal of vegetation."*
- *"Double gate please (for escape artist pups)!"*
- *"Doggy waste bag availability and good disposal, agility training features, separate areas for large and small dogs."*
- *TALL and sturdy fencing around entire area for dog safety. These areas often seem to have*
- *rickety or short fencing which means that dogs who have a tendency to escape or can jump*
- *high are unable to use the dog park."*
- *"Small dog enclosure, water spigots, erosion control, covered pergola."*

2. Do you prefer to have a small/shy dog area or one large open space?



- Answered: 105 / Skipped: 4
- 29.52% of respondents have no preference.
- 43.81% of respondents preferred to have a small/shy dog area.
- 26.67% of respondents preferred to have a large open space.

3. What kind of human-focused features would you prefer?

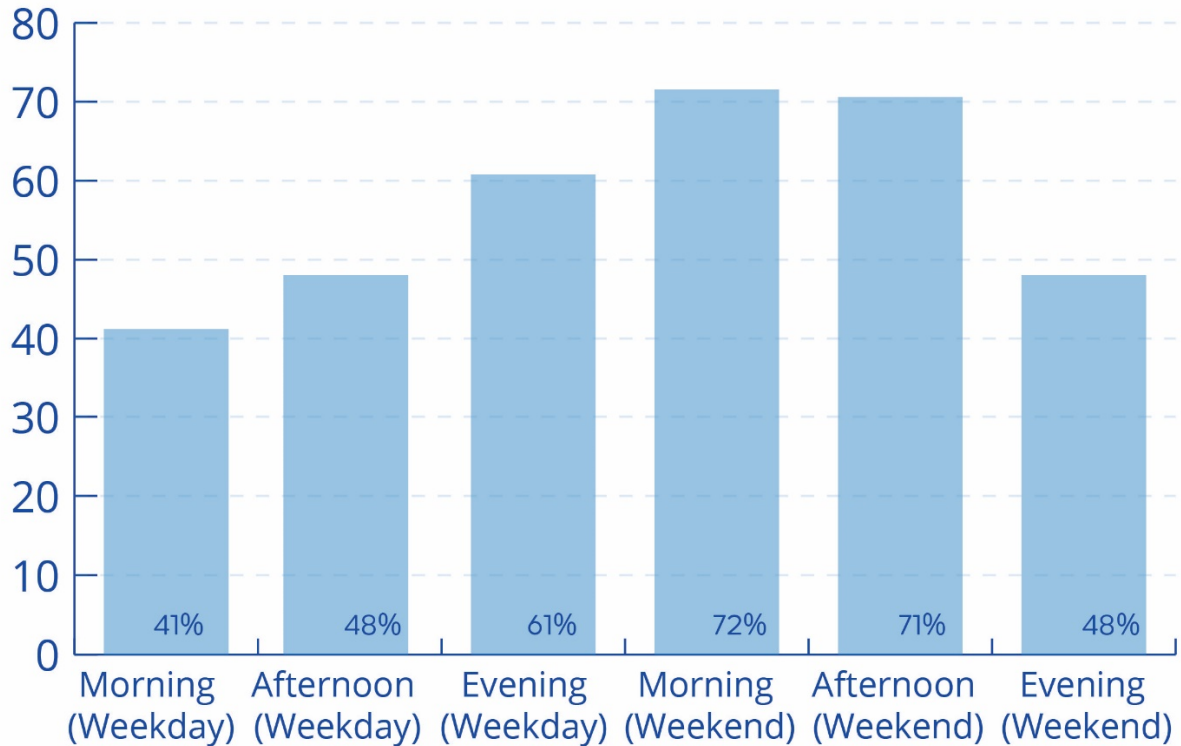


- Answered: 106 / Skipped: 3
- 70.75% of respondents want seating included.
- 18.87% of respondents want picnic tables included.
- 27.36% of respondents want drinking fountains included.
- 82.08% of respondents want weather protection / shade included.
- 17.92% of respondents provided other ideas. Those are included below.
- The most popular items put into the “other” included human bathrooms, accessibility for disabled folks, and lighting for the big dark season.
- Additionally, continued access into Camp Long was requested by a patron.

Sample open-ended responses:

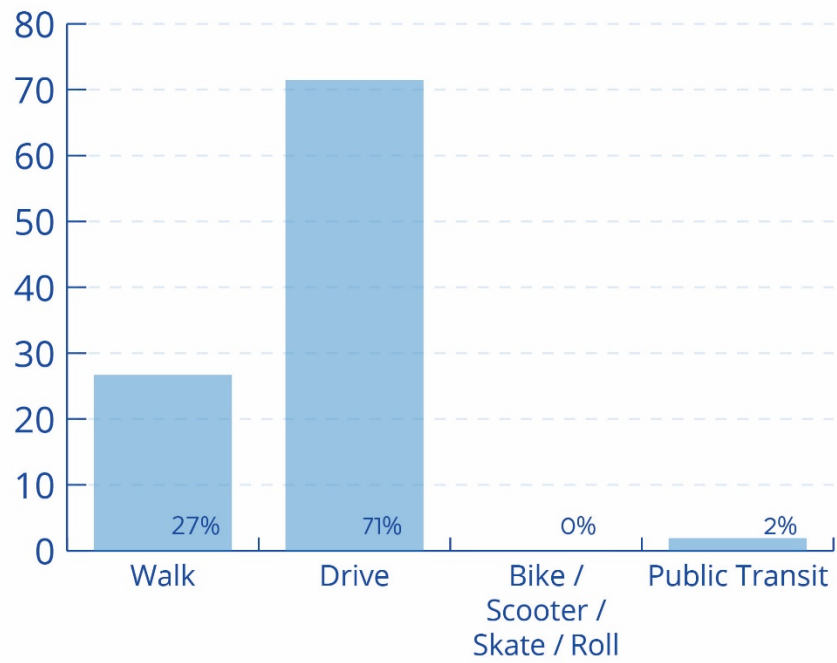
- “Continued pedestrian access to Camp Long from the north.”
- “If possible to have a small section of wooded area available for off leash activities like hopping over logs and walking in wooded area”

4. What time of day would you use this OLA?



- Answered: 108 / Skipped: 8
- 41.18% of respondents would use the OLA on weekday mornings.
- 48.04% of respondents would use the OLA on weekday afternoons.
- 60.78% of respondents would use the OLA on weekday evenings.
- 71.57% of respondents would use the OLA on weekend mornings.
- 70.59% of respondents would use the OLA on weekend afternoons.
- 48.04% of respondents would use the OLA on weekend evenings.

5. How would you get to the OLA?



- Answered: 105 / Skipped: 4
- 26.67% of respondents will walk to the OLA.
- 71.43% of respondents will drive to the OLA.
- 0.0% of respondents will bike/scooter/skate/roll to the OLA.
- 1.90% of respondents will ride public transit to the OLA.

6. How does your dog like to play?

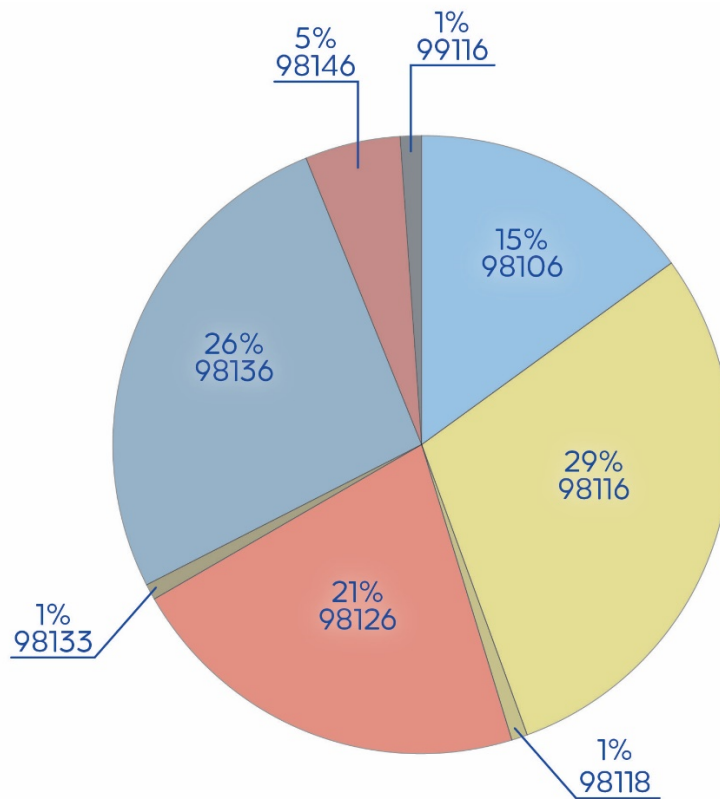


- Answered: 96 / Skipped: 13
- The most popular words given in this response were “run” with 41 mentions, “chase” with 32 mentions, and “fetch” with 13 mentions.

Sample open-ended responses:

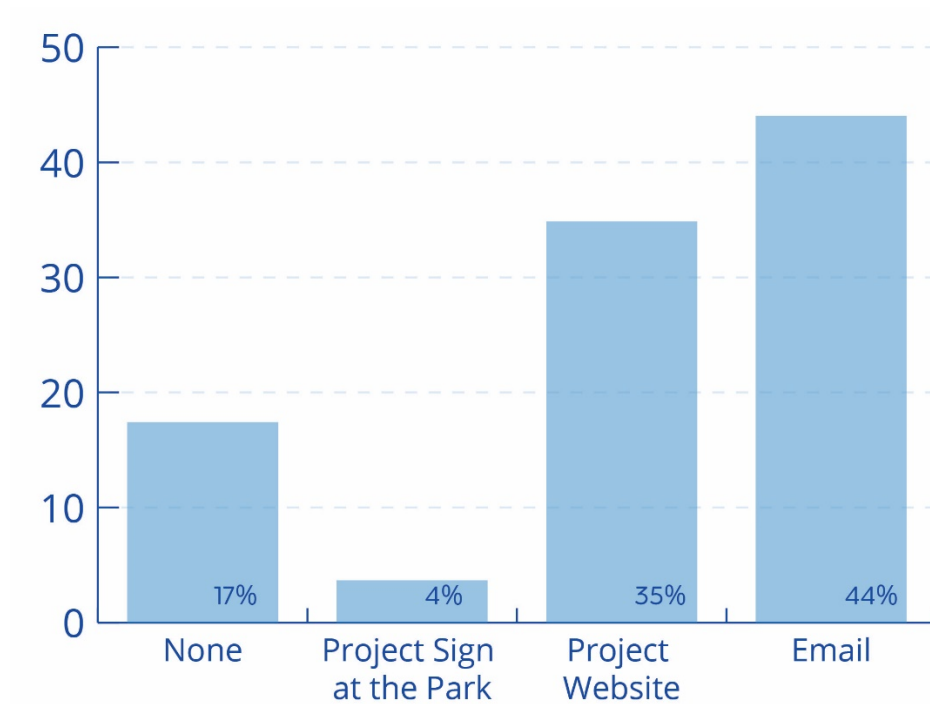
- “Chase with other dogs or simply having space to sniff on his own while the other dogs are nearby”
- “Body slamming and running with other dogs.”
- “One likes to play fetch and the other just wants to vist other peopel and dogs.”
- “Independent play chasing balls & scentwork exploration”
- “Fetch - using a plastic thrower so the ball goes pretty far”
- “Chase a ball, agility equipment, free running”
- “She loves to splash in water and dig but I'm sure a sand pit would be too difficult.”

7. What is your zip-code?



- Answered: 106 / Skipped: 3
- 29.25% of respondents live in the zip-code 98116.
- 26.42% of respondents live in the zip-code 98136.
- 21.70% of respondents live in the zip-code 98126.
- 15.09% of respondents live in the zip-code 98106.
- These four zip-codes account for 92.45% of respondents. These four zip-codes are all in West Seattle.

8. How would you like to receive updates about the project?



- Answered: 114 / Skipped: 7
- 17.43% of respondents prefer no updates.
- 3.67% of respondents prefer getting updates from a project sign at the park.
- 34.86% of respondents prefer getting updates from the project website.
- 44.04% of respondents prefer getting updates from emails.