

Seattle Parks and Recreation

Planning and Capital Development Branch

## West Seattle Stadium Off-Leash Area Development

Public Engagement

Survey Analysis | West Seattle Stadium | Spring 2025



**Seattle**  
Parks & Recreation

---

## In-Person Outreach Event and Survey Overview

On February 23, 2025, an in-person outreach event was held from 10am to 2pm at the West Seattle Farmer's Market. The intent of this event was to bring more community awareness and engagement to the project by asking for community feedback and preference on three design concepts for the off-leash area. One presentation board depicted the approximate location for the off-leash area, and three additional presentation boards showed three different design concepts for the proposed off leash area. Attendees were encouraged to stick heart stickers or write comments on sticky notes to place on the boards for elements they loved, or to "vote" in one of the prompted questions.

Additionally, an online survey was implemented to increase accessibility for feedback alongside a recorded presentation on the design options. Like the outreach event, the survey showed three site concepts and asked the public for their feedback on the site layout, human and dog amenities, and more. The survey was open from February 23 to March 10, 2025. In total, 131 people completed the survey. It is important to note that this is not a statistically valid survey. The survey was presented as a series of questions with supportive graphics using the SurveyMonkey platform and was designed to take approximately 5 minutes to complete.

---

## Outreach Event – 2/23/2025

During the in-person outreach event, participants were shown boards with basic project information and the three concepts. They were encouraged to put heart stickers on elements they loved, sticky notes on elements they had feedback on, and to write comments and place them into the comment box. The comments on the sticky notes collected in the comment box are as follows:

- “Love trees in the middle. Want big main space. Shade in summer, light in winter.”
- “Love signs for ‘if you see a poop, pick it up’”
- “Like mulch, not gravel mix of surfacing. Like dog wash! Like B – separation”
- “Love dog parks, don’t have a dog but support it”
- “Concern about not enough parking for events and golfing, do not have a dog”
- “Double gate. Want small entrance not through large. Like small/shy area. Like tables. Shade by sun cover. Waste station. Want lighting. Like agility tunnel, ramp.”
- “pro-anything not gravel”
- “Concern about parking being removed from golf course. Concern about being muddy.”
- “Need 6 ft fencing, dog jumps over. Concern about close to road for dogs that get out.”
- “Like golf course stuff. Marymoor has lots of varied terrain. Like walking paths. Maximize space.”
- “Love trail feel, not big open area. Likes 3 for separated small area. Like mounds. Second A for shape.”
- “Not a gravel, like mulch. Want good drainage. Want shelter for heat. Like walking path for OLA interior users.”
- “don’t use dog parks but love the idea and the location.”
- “Dog introduction zone. Ambassador/pamphlets”
- “Educational signage. Change management.”
- “Don’t like Westcrest gravel. Like B separation. Likes straight for running. Lots of small dogs in area.”
- “I ♥ them all”
- “Small dogs could go under fence. Want small/big close together. Liked Westcrest trails for walking trails.”
- “Gravel space around drinking zone”
- “Like B for separate small dog area.”
- “Like agility equipment. Less benches – dog jumps on them. Like concept A – bigger and separated small”
- “Want taller fence due to high traffic area”
- “Maintain access to camp long. Like separation of small like B”
- “don’t like unneutered dogs in spaces. Owners at Westcrest are getting worse. Likes dog parks.”
- “Like B – 3 different zones and centralized seating”
- “Would prefer mulch in main area. Like small dog for retreating to when other dogs get aggressive.”

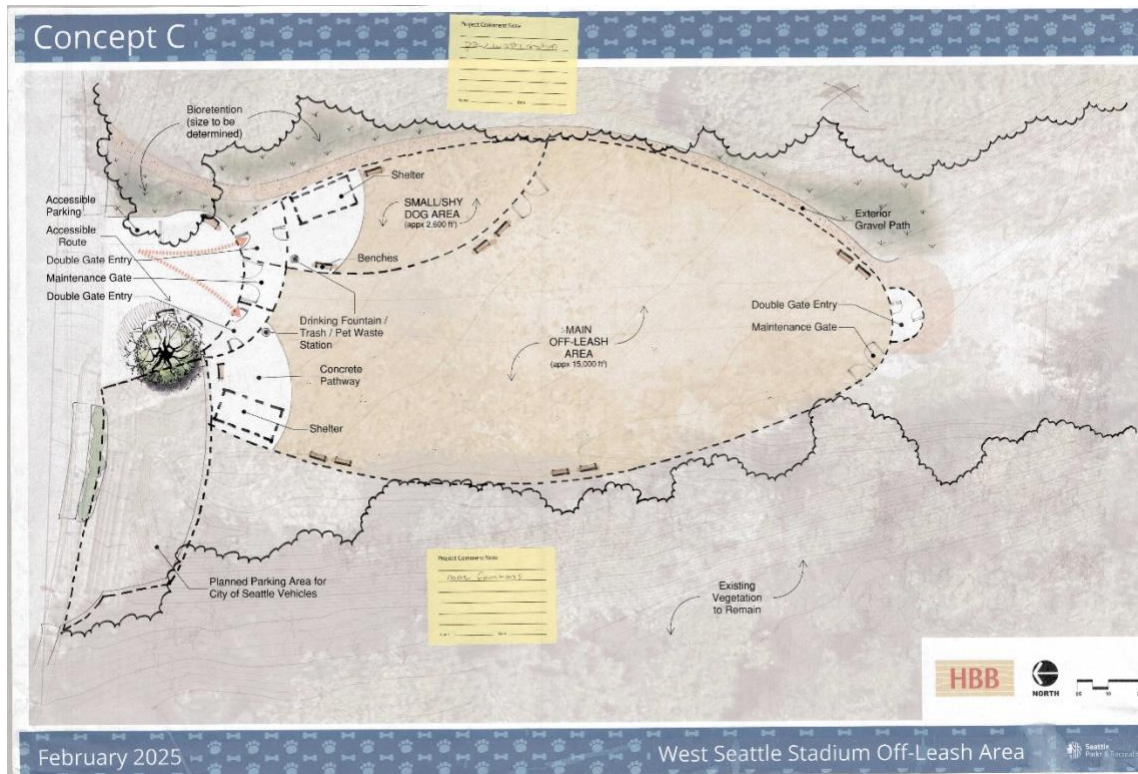
The comments on the sticky notes on each comment board are as follows:



- Concept A
  - “No gravel please”
  - “This is my preferred options. Maximize the amount of space and room to escape if needed.”
  - “Consider incorporating area with some mature trees”
  - “Needs vegetation to break up the areas so all the dogs can be visually separate.”
  - “Path from rotary viewpoint”
  - “Like option A for undulating design of perimeter and largest area by SF”
  - “Without a doubt, this seems like the best design; 2 entry/exit points for ease of access + escape/minimize congestion at the entry gate! Max space is a huge plus/must!! Thanks!”







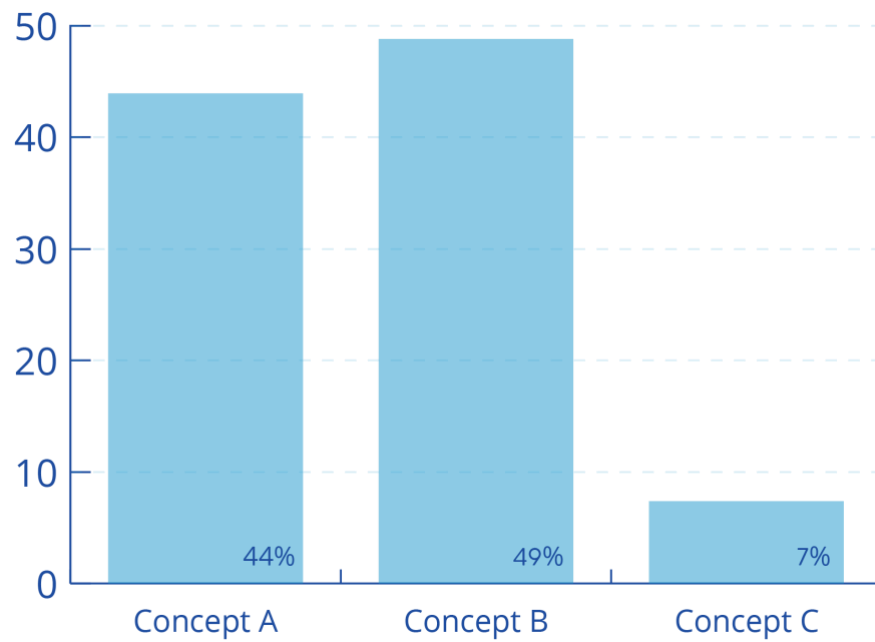
- Concept C
  - “Paw wash station”
  - “More fountains”

The following is a summary of all these comments:

- Largest area as possible is preferred – Concept A seems the most popular for this.
- Separation between small and large dogs is supported – Concept B seems the most popular for this.
- Lighting for the dark winter days is necessary.
- Multiple play zones and topography is desired.
- Need effective signage for small dog area.
- Internal trails/paths are encouraged.
- Surfacing has a lot of opinions. Mostly, people do not want gravel.
- People are worried about escaping dogs. Need to ensure the fences are tall enough and reach the ground as well as effective double gate entry/exit so no pups can run away.

## SurveyMonkey Survey

1. Please rank the three concept options with your favorite option first.



- Answered: 123 / Skipped: 8
- 48.78% of respondents ranked Concept B as their favorite option.
- 43.90% of respondents ranked Concept A as their favorite option.
- 7.32% of respondents ranked Concept C as their favorite option.

## 2. What do you like about these concepts?

- Answered: 93 / Skipped: 38
- There were 43 comments about the separation of space between big and small dogs, the most popular supported elements in the concepts.
- 21 folks mentioned liking the bigger area simply for the greatest square footage of run space.
- Other aspects that received several mentions include the variety of terrain (7 mentions), a path through the central area (4), breaking up the larger space into smaller zones (3 mentions), and the connection to Camp Long on the south end.

### Sample open-ended responses:

- *"I like the pathway that lets people walk through the park and how it separates the small and main area."*
- *"Concept B and C has a nice placement for the small/shy dog area by having it tucked to the side so the dogs don't have to be by the entrance where all the other dogs are passing through."*
- *"Double gates, fencing, small/shy dog areas, linkage to the social trail, south entrance."*
- *"Concept b appears to have more topographical change which dogs enjoy."*
- *"I like that A maximizes the use of the length of the area for dogs to run."*
- *"More than one large area for dogs to play- giving them the chance to separate or play how they want to."*
- *"Some sort of barrier (shrubs or concrete pathway) that reduces visibility for the shy, small dogs."*
- *"Please no lights, or if others strongly favor then have on/off switches at gates, auto-shut off after say 15' or motion activated. Please avoid (adding to our already huge) light pollution."*
- *"Option C has more space for small dogs."*
- *"I like the concepts that break up the space a bit more. It is easier to keep up with my dog when she has less line of site to go tearing off after something."*

### 3. Is there anything you'd like to be different about these concept options?

- Answered: 106 / Skipped: 3
- The most frequently heard critique was about surfacing types (13 mentions). Folks would prefer grass over everything else, but also advocated for wood chips. There was a loud outcry against gravel because of how harsh it is on dog paws.
- 9 mentions pertained to the need for lighting for dark, winter evenings. People were also worried about the contribution to light pollution.
- 8 people advocated for vegetation for both shade features in the summer as well as helping with drainage in the winter.
- Support for an internal path was also voiced (7 mentions) so people can roam around while their dogs are running and playing.
- Parking and a dog wash station was also voiced as a desire, both by 5 people.

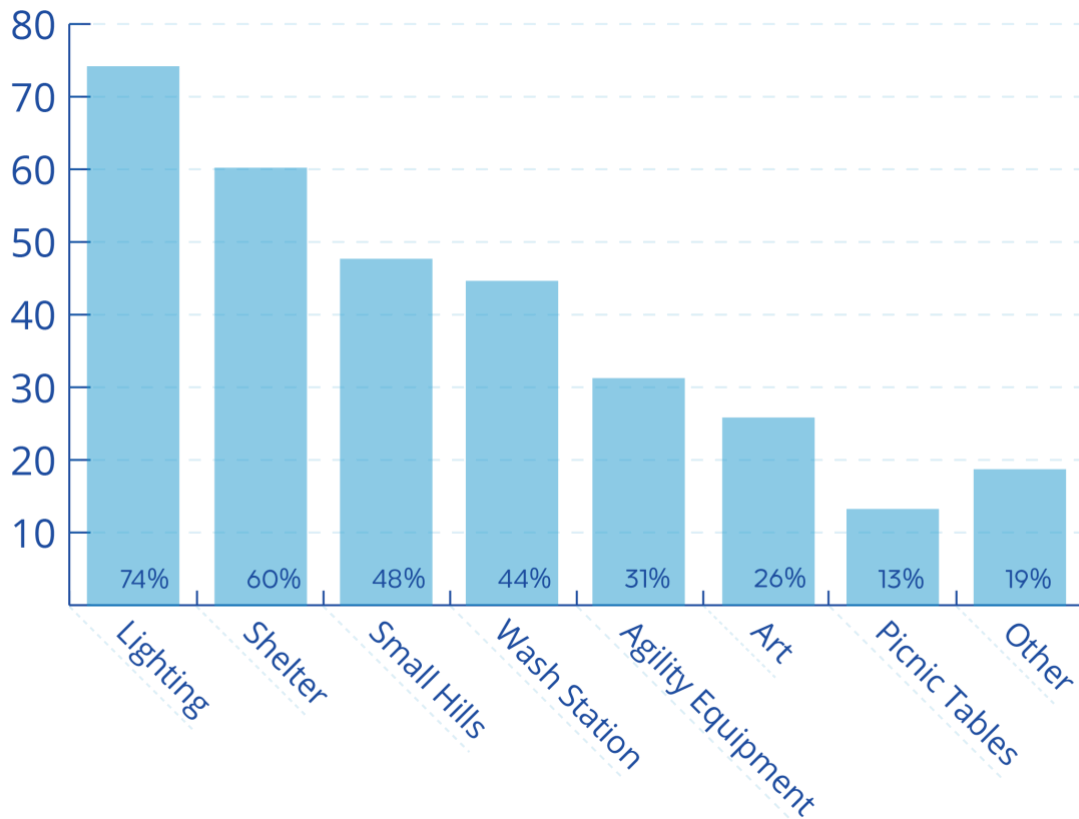
#### Sample open-ended responses:

- *"More vegetation inside to keep the dust down and provide natural shade."*
- *"Drainage is important, and a walking trail in the area would be great (rather than just a big, dusty/muddy open field)."*
- *"Please do not use the label, 'Small/Shy Dog Area.' I know that you are trying to be inclusive, but the signage is abused (I've experienced this at Westcrest and Genesee dog parks) and owners allow their large dogs in the small dog areas, which is an extreme safety hazard."*
- *"Use of artificial turf or cover ground with material that prevents dogs from getting muddy."*
- *"The other thing to be mindful of is not to locate benches near the waste receptacles."*
- *"I'd also love to see some tree cover - wide unshaded areas can get really hot in the summer, so having naturally shaded areas where dogs and people can cool off is really beneficial."*
- *"Any options for different textures for dogs to run on would be great."*
- *"More grass, less gravel/dirt which is not good for the dogs feet and harder for them to run freely."*
- *"Small dog area needs to be bigger."*
- *"Please add lighting! Definitely at the entrances and around the perimeter of the park. Doesn't need to be insanely bright, but does need to be enough to feel safe and at least partially see for pet waste cleanup!"*
- *"Would like a bush or two and logs to climb on; dogs love such structures and provide low maintenance options to play and separate from each other."*
- *"Is there an emergency 911 call box?"*



4. Some standard elements that will be included in the OLA design are: fully fenced-in area, double-gated entry, trash/recycling receptacles, pet waste bag dispenser, benches, kiosk, accessible entry and park features.

Below are some optional elements for the OLA. Please select any you would like to see at the West Seattle Stadium OLA.



- Answered: 108 / Skipped: 8
- 74.22% of respondents selected lighting.
- 60.16% of respondents selected shelter for weather protection.
- 47.66% of respondents selected small hills or mounds.
- 44.53% of respondents selected dog wash station.
- 31.25% of respondents selected dog agility equipment.
- 25.78% of respondents selected art integration.
- 13.28% of respondents selected picnic tables.
- 18.75% of respondents selected other. Additional ideas provided in this response included a community store for snacks (human and dog treats), parking, and public safety.

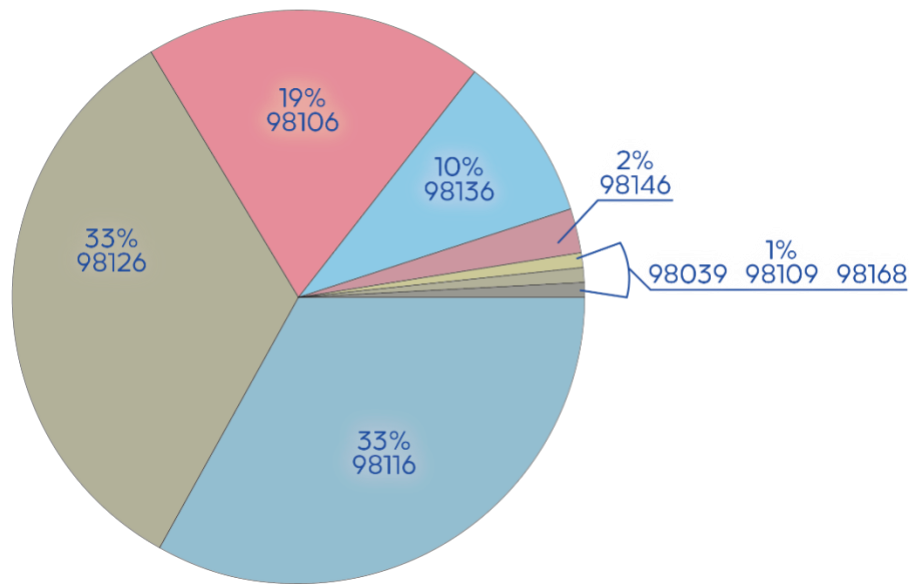
## 5. Is there any other input you'd like to provide for this project?

- Answered: 105 / Skipped: 4
- Most of the feedback heard in this section was on par with what was heard in past questions. New items brought up was opposition to picnic tables and advocacy for taller fencing.

### Sample open-ended responses:

- *"I would not like to see picnic tables as this could encourage people to bring food which is generally not a good idea in a dog park."*
- *"This is an appreciated and welcome project."*
- *"Expanding the footprint would also go a long way and likely increase usage as people would have space to actually toss a ball for their dogs."*
- *"We're really grateful for all the effort going in to having a great design! Thanks for valuing the experiences of those who will use the space!"*
- *"Having local artists come in and do murals or other additions would be amazing!"*
- *"Sprinkler system to water open areas to prevent dried/dead grass, keep urine odor down."*
- *"I am hoping the fencing will be 6 feet. We have nowhere safe to bring our dog that can jump a standard 4 foot fence. PLEASE 6 feet!"*

## 6. What is your zip-code?



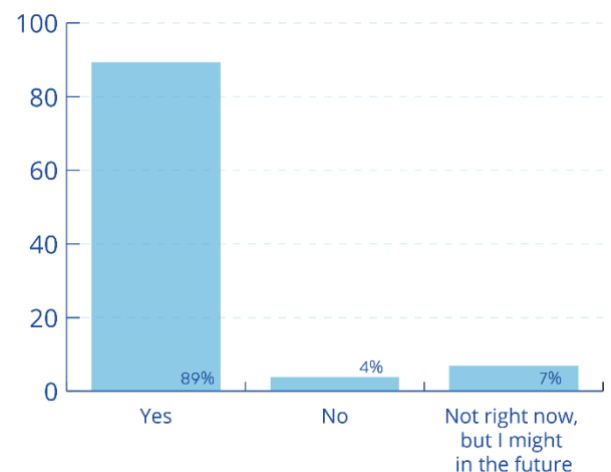
- Answered: 106 / Skipped: 3
- 33.33% of respondents live in the zip-code 98116.
- 33.33% of respondents live in the zip-code 98126.
- 19.05% of respondents live in the zip-code 98106.
- 9.52% of respondents live in the zip-code 98136.
- These four zip-codes account for 95.24% of respondents and are all in West Seattle.

## 7. How would you like to receive updates about the project?

- Answered: 120 / Skipped: 11
- 18.33% of respondents prefer no updates.
- 3.33% of respondents prefer getting updates from a project sign at the park.
- 35.00% of respondents prefer getting updates from the project website.
- 43.33% of respondents prefer getting updates from emails.

## 8. Are you a dog owner?

- Answered: 130 / Skipped: 1
- 89.23% of respondents are dog owners.
- 3.85% of respondents are not dog owners.
- 6.92% of respondents are not dog owners right now, but might be in the future.



## Conclusions

Priorities for community members include separation between big and small dog areas as well as a desire the largest square footage possible for their dogs to be able to run around. On line survey results and in-person event feedback shows a preference for design option B. Because of these results, it is recommended that Concept B moves forward in the design process with some minor changes based on additional feedback received.

Layout changes include more internal paths through the off-leash area and an additional external pathway around the “small dog area”. Additional vegetation was requested near the entry zone.

There are some elements that were important to the community that do not impact the layout, but will be incorporated in future iterations. The surfacing material is critical to users and multiple options will be explored as the project moves forward. Also, ensuring the park is sufficiently lit up for winter evening use is critical, but people also voiced concern about light pollution. Careful selection of light fixtures will be considered. Lastly, a smart and effective organization of the entry area with benches, wash stations, and waste bins will be considered to ensure there is enough space for each use to exist in tandem with the others.