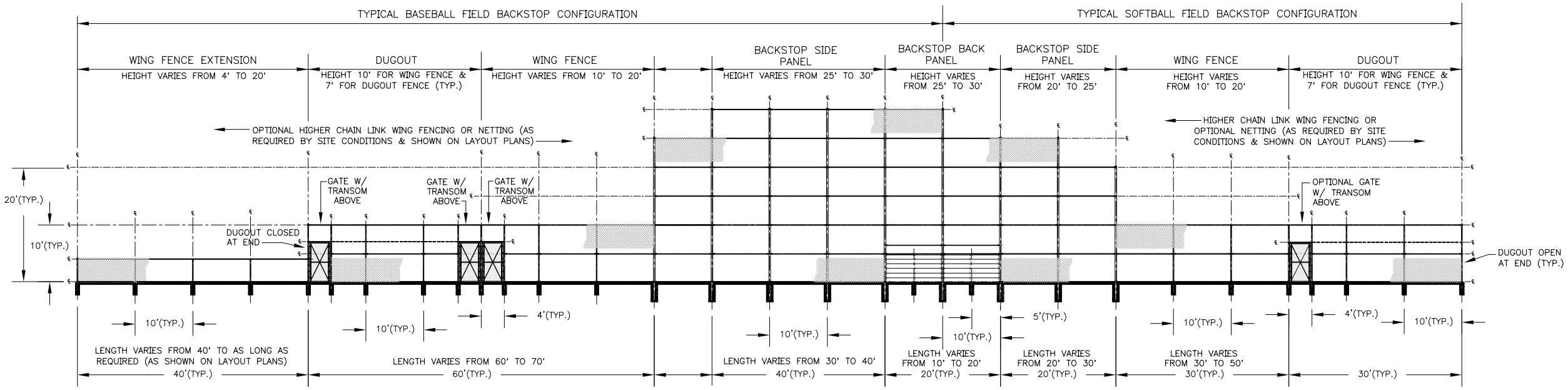

UPRIGHT-STYLE BACKSTOP ELEVATION

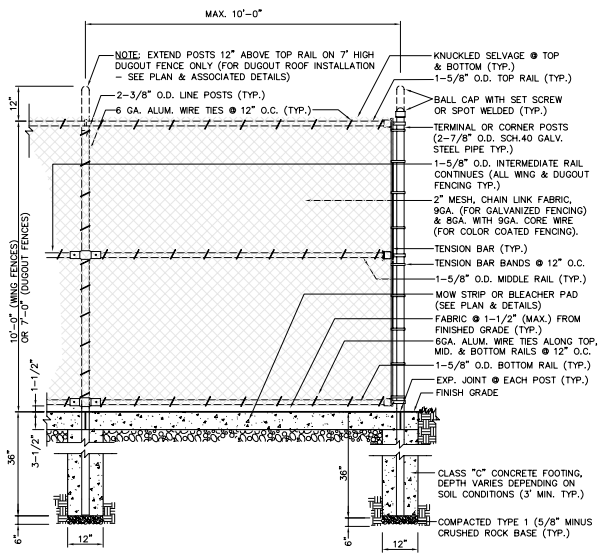

TYPICAL WING/DUGOUT FENCING

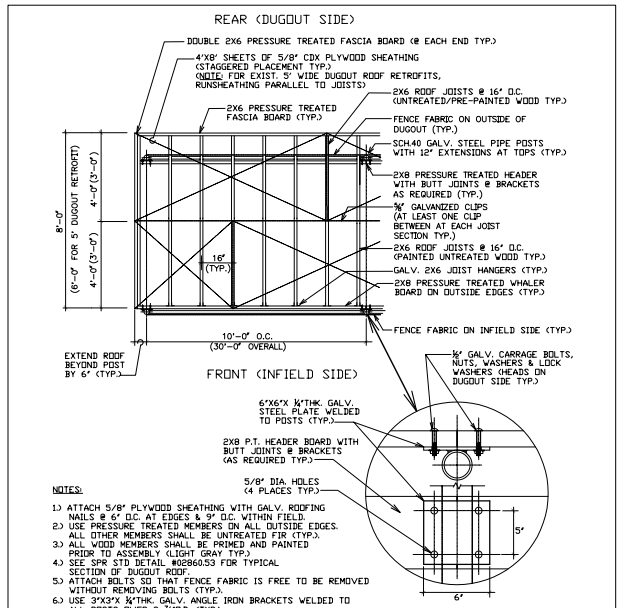

NOTES:

1.) ATTACH 5/8" PLYWOOD SHEATHING WITH GALV. ROOFING NAILS @ 6" O.C. AT EDGES & 9" O.C. WITHIN FIELD.
2.) USE PRESSURE TREATED MEMBERS ON ALL OUTSIDE EDGES. ALL OTHER MEMBERS SHALL BE UNTREATED FIR (TYP.).
3.) ALL WOOD MEMBERS SHALL BE PRIMED AND PAINTED PRIOR TO ASSEMBLY (LIGHT GRAY TYP.).
4.) SEE SPR STD DETAIL #02860.53 FOR TYPICAL SECTION OF DUGOUT ROOF.
5.) ATTACH BOLTS SO THAT FENCE FABRIC IS FREE TO BE REMOVED WITHOUT REMOVING BOLTS (TYP.).
6.) USE 3"X3"X 1/4"THK. GALV. ANGLE IRON BRACKETS WELDED TO ALL POSTS OVER 2-3/8"O.D. (TYP.).

DUGOUT ROOF PLAN

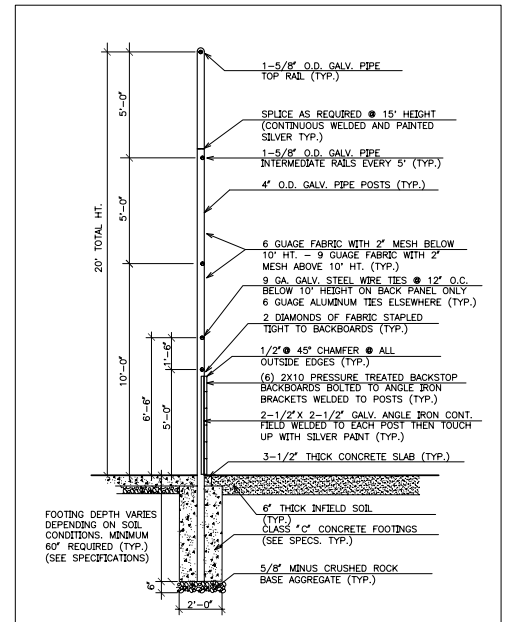

UP-STYLE BACKSTOP SECTION

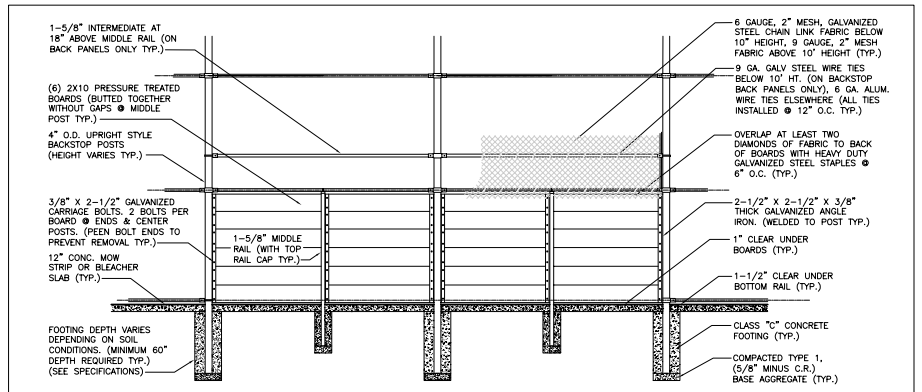

BACK SIDE ELEVATION

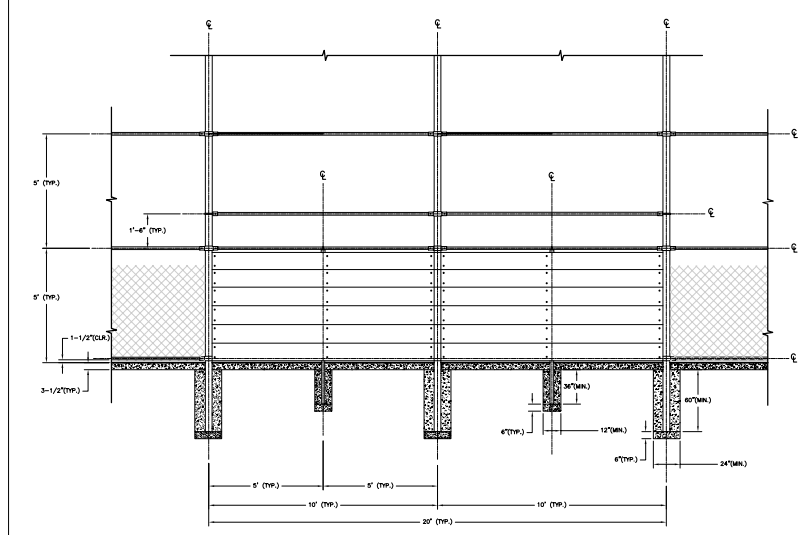

FRONT SIDE ELEVATION

GENERAL NOTES:

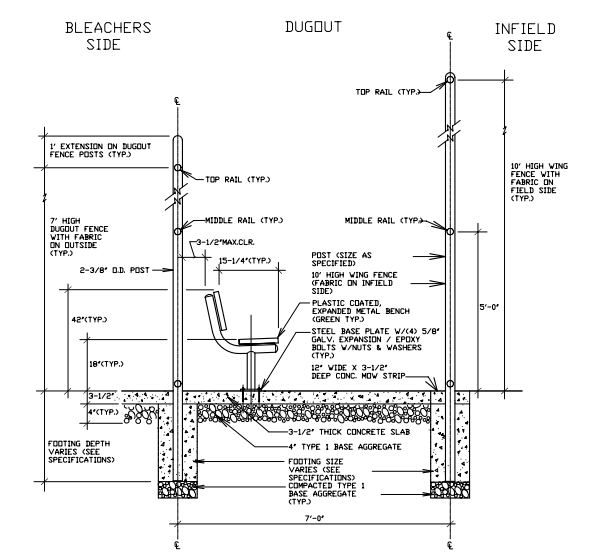

TYPICAL DUGOUT/BENCH SECTION

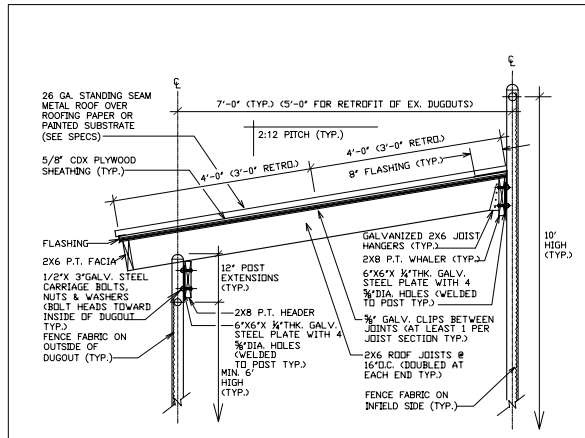

GENERAL NOTES:

1.) ATTACH 5/8" PLYWOOD SHEATHING WITH GALV. ROOFING NAILS @ 6"O.C. (EDGES) & 9"O.C. (ELSEWHERE).
2.) USE PRESSURE TREATED MEMBERS ON ALL OUTSIDE EDGES, WHALERS, FASCIAS, & HEADERS (TYP.) ALL OTHER MEMBERS SHALL BE UNTREATED FIR (TYP.).
3.) ALL WOOD MEMBERS SHALL BE PRIMED & PAINTED PRIOR TO ASSEMBLY (LIGHT GRAY TYP.).
4.) WELD GALVANIZED PLATES TO POSTS & ATTACH BOLTS SO THAT FENCE FABRIC IS FREE TO BE REMOVED WITHOUT REMOVING BOLTS (TYP.).
5.) SEE SPR STANDARD DETAIL #02860.53 FOR TYPICAL SECTION OF DUGOUT ROOF.

DUGOUT ROOF SECTION

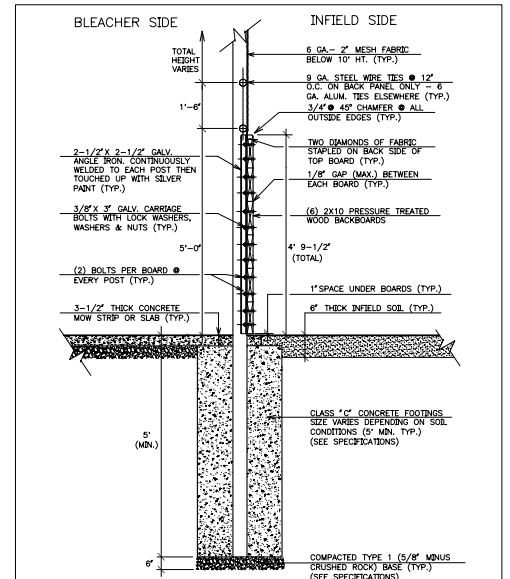

BACKSTOP BACKBOARDS SECTION

>>>>CAUTION - CALL 811<<<<
UTILITY NOTIFICATION CENTER BEFORE YOU DIG!
WWW.CALLBEFOREYOUDIG.ORG

NOT LESS THAN **2** OR MORE THAN **10** BUSINESS DAYS PRIOR TO COMMENCING EXCAVATION OR DEMOLITION, SECURE THE SERVICES OF A COMMERCIAL UNDERGROUND UTILITIES LOCATOR SERVICE TO IDENTIFY BELOW-GROUND IMPROVEMENTS THAT MAY NOT BE INDICATED ON THE DRAWINGS. ADDITIONALLY, TO REQUEST ON-SITE UNDERGROUND UTILITY SYSTEMS LOCATES, CALL **SPR INSPECTION REQUEST LINE @ (206) 684-7034.** REFER TO SECTIONS 02100 & 02120 OF THE SPECIFICATIONS FOR INSTRUCTIONS ON HOW TO PROCEED.

NO.	REVISION - AS BUILT	DATE
3		
2		
1		

REVIEWED:
PARK ENGINEER DATE

All work done in accordance with the City of Seattle Standard Plans and Specifications in effect on the date shown above, and supplemented by Special Provisions.

SEATTLE PARKS AND RECREATION

FACILITY NAME

PROJECT NAME

UPRIGHT-STYLE BACKSTOP DETAILS

DESIGNED X
DRAWN X
CHECKED X
DATE X
SHEET X OF X
ORDINANCE NO.
CONTRACT NO.
SCALE X

Sht. No.