



NP01

Population and Housing Narrative Profile: 2012

2012 American Community Survey 1-Year Estimates

Although the American Community Survey (ACS) produces population, demographic and housing unit estimates, it is the Census Bureau's Population Estimates Program that produces and disseminates the official estimates of the population for the nation, states, counties, cities and towns and estimates of housing units for states and counties.

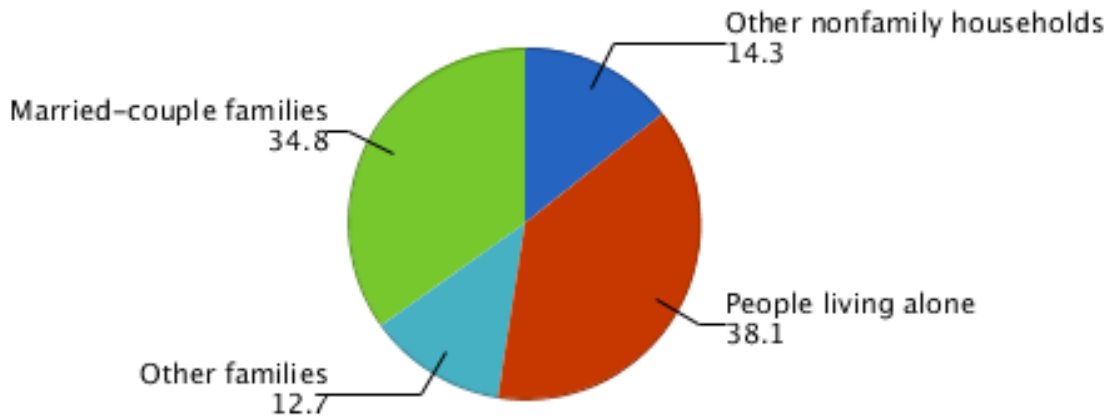
Households and Families

In 2012 there were 49,000 households in Seattle City (Southeast)--Capitol Hill PUMA, Washington. The average household size was 2.3 people.

Families made up 48 percent of the households in Seattle City (Southeast)--Capitol Hill PUMA, Washington. This figure includes both married-couple families (35 percent) and other families (13 percent). Of other families, 6 percent are female householder families with no husband present and own children under 18 years. Nonfamily households made up 52 percent of all households in Seattle City (Southeast)--Capitol Hill PUMA, Washington. Most of the nonfamily households were people living alone, but some were composed of people living in households in which no one was related to the householder.

In Seattle City (Southeast)--Capitol Hill PUMA, Washington, 25 percent of all households have one or more people under the age of 18; 20 percent of all households have one or more people 65 years and over.

The Types of Households in Seattle City (Southeast)--Capitol Hill PUMA, Washington in 2012



Among persons 15 and older, 41 percent of males and 39 percent of females are currently married.

Population 15 years and over	Males	Females
Never married	45.7	41.2
Now married, except separated	41.3	38.8
Separated	1.5	1.0
Widowed	2.5	7.3
Divorced	8.9	11.6

This section not available due to insufficient data

Nativity and Foreign Born

Eighty- percent of the people living in Seattle City (Southeast)--Capitol Hill PUMA, Washington in 2012 were native residents of the United States. Thirty-nine percent of these residents were living in the state in which they were born.

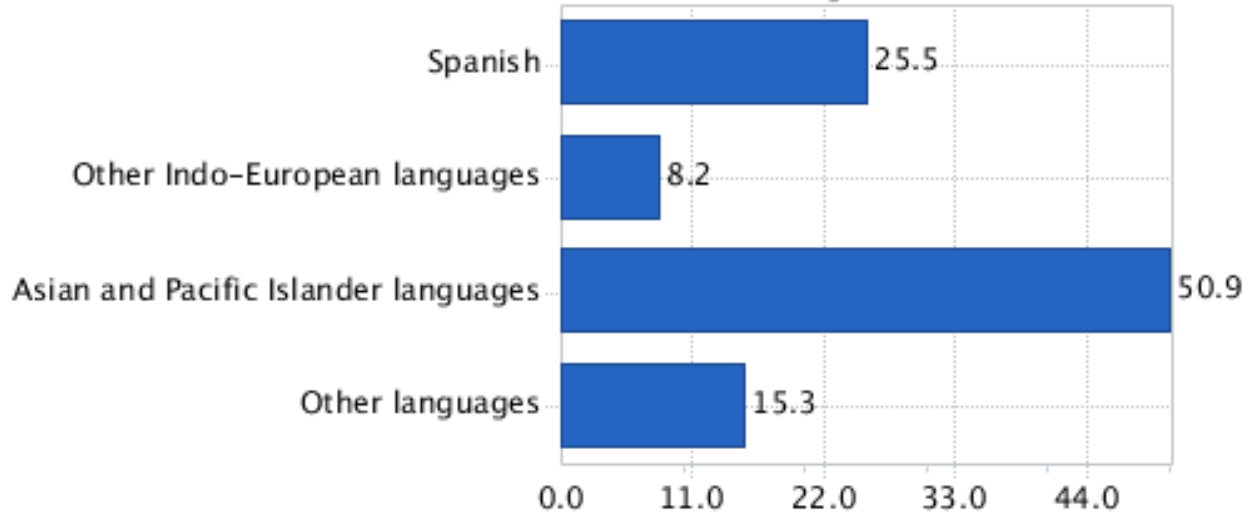
Twenty- percent of the people living in Seattle City (Southeast)--Capitol Hill PUMA, Washington in 2012 were foreign born. Of the foreign born population, 55 percent were naturalized U.S. citizens, and 92 percent entered the country before the year 2010. Eight percent of the foreign born entered the country in 2010 or later.

Foreign born residents of Seattle City (Southeast)--Capitol Hill PUMA, Washington come from different parts of the world.

Language

Among people at least five years old living in Seattle City (Southeast)--Capitol Hill PUMA, Washington in 2012, 26 percent spoke a language other than English at home. Of those speaking a language other than English at home, 26 percent spoke Spanish and 75 percent spoke some other language; 44 percent reported that they did not speak English "very well."

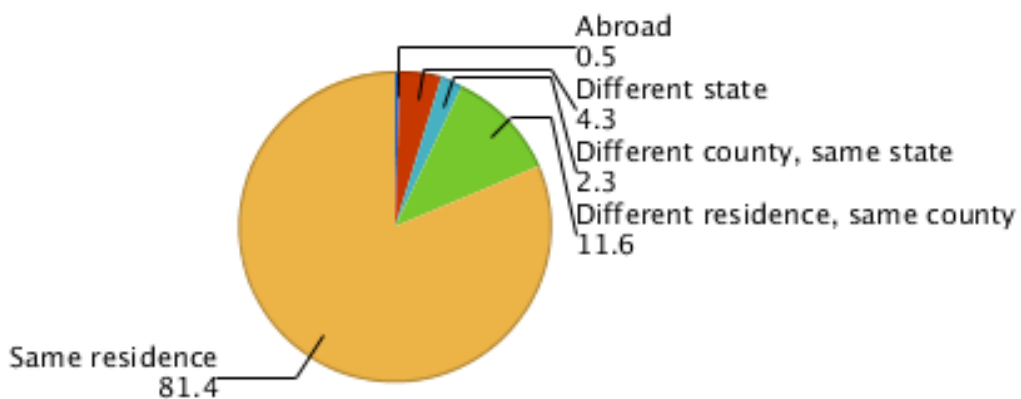
Percent of the Population 5 years and over who Speak a Language Other than English in Seattle City (Southeast)--Capitol Hill PUMA, Washington in 2012



Geographic Mobility

In 2012, 81 percent of the people at least one year old living in Seattle City (Southeast)--Capitol Hill PUMA, Washington were living in the same residence one year earlier.

Geographic Mobility of Residents of Seattle City (Southeast)--Capitol Hill PUMA, Washington in 2012

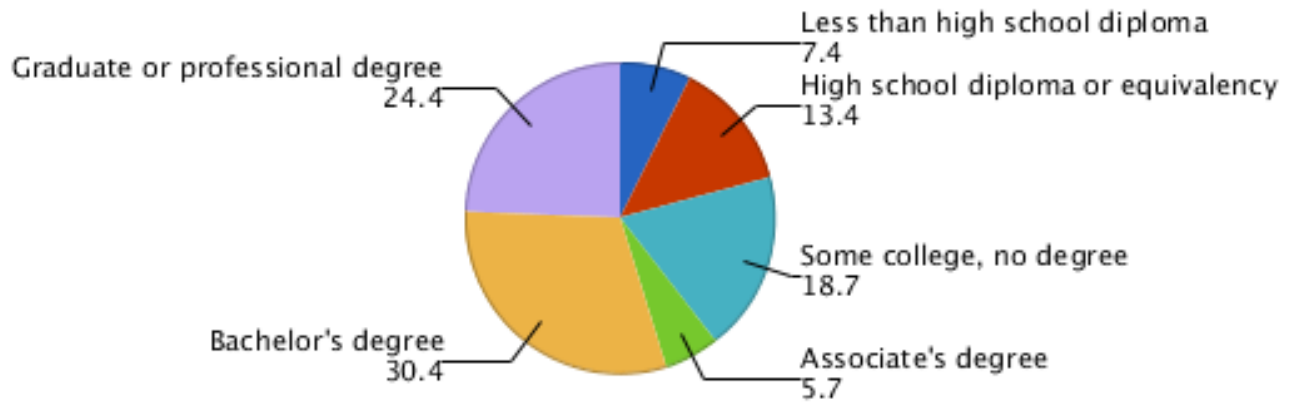


Education

In 2012, 13 percent of people 25 years and over had a high school diploma or equivalency and 55 percent had a bachelor's degree or higher. Seven percent were dropouts; they were not enrolled in school and had not graduated from high school.

The total school enrollment in Seattle City (Southeast)--Capitol Hill PUMA, Washington was 27,000 in 2012. Nursery school and kindergarten enrollment was 3,500 and elementary or high school enrollment was 12,000 children. College or graduate school enrollment was 11,000.

The Educational Attainment of People in Seattle City (Southeast)--Capitol Hill PUMA, Washington in 2012



Disability

In Seattle City (Southeast)--Capitol Hill PUMA, Washington, among the civilian noninstitutionalized population in 2012, 10 percent reported a disability. The likelihood of having a disability varied by age - from 3 percent of people under 18 years old, to 9 percent of people 18 to 64 years old, and to 30 percent of those 65 and over.

Employment Status and Type of Employer

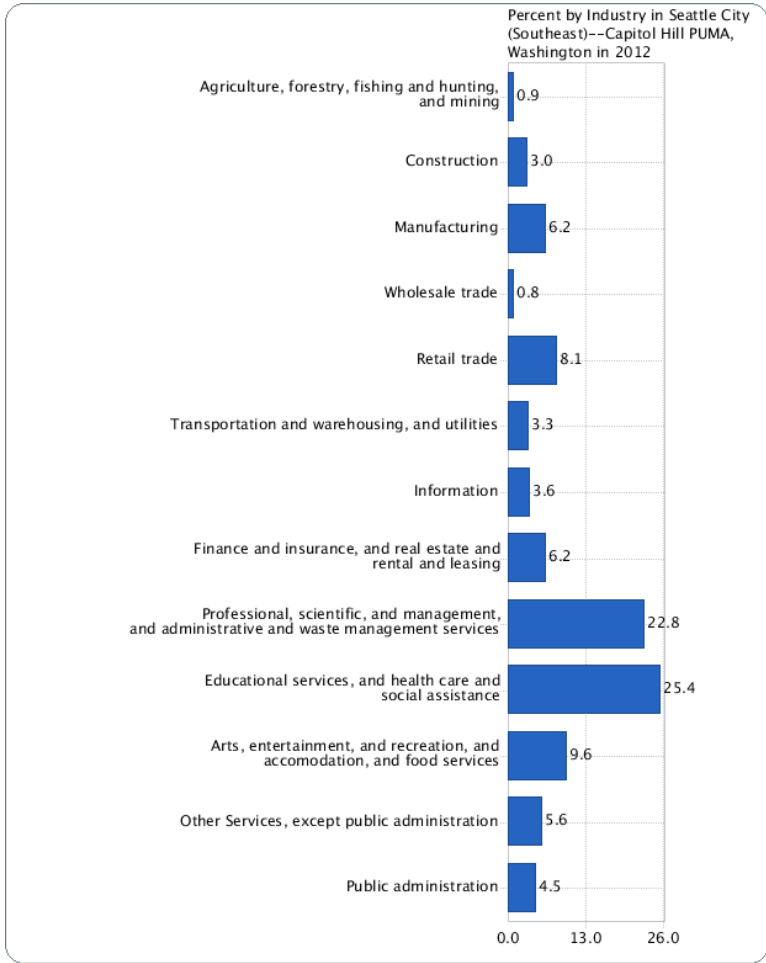
In Seattle City (Southeast)--Capitol Hill PUMA, Washington, 66 percent of the population 16 and over were employed; 30 percent were not currently in the labor force.

Seventy-seven percent of the people employed were private wage and salary workers; 15 percent were federal, state, or local government workers; and 8 percent were self-employed in their own (not incorporated) business.

Class of worker	Number	Percent
Private wage and salary workers	47,378	76.5
Federal, state, or local government workers	9,092	14.7
Self-employed workers in own not incorporated business	5,085	8.2

Industries

In 2012, the civilian employed population 16 years and older in Seattle City (Southeast)--Capitol Hill PUMA, Washington worked in the following industries:



Occupations

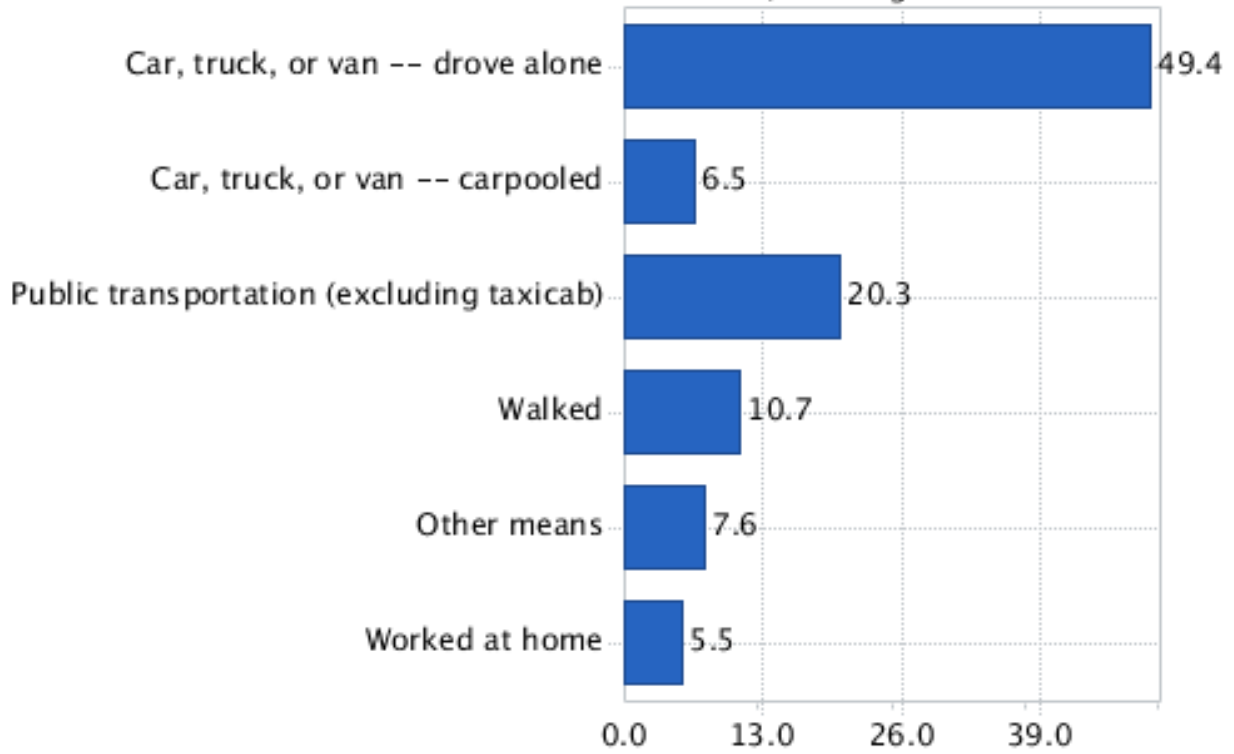
Occupations for the civilian employed population 16 years and over in Seattle City (Southeast)--Capitol Hill PUMA, Washington in 2012:

Civilian employed population 16 years and over	Number	Percent
Management, business, science, and arts occupations	33,852	54.7
Service occupations	10,457	16.9
Sales and office occupations	10,623	17.2
Natural resources, construction, and maintenance occupations	2,837	4.6
Production, transportation, and material moving occupations	4,134	6.7

Commuting to Work

Forty-nine percent of Seattle City (Southeast)--Capitol Hill PUMA, Washington workers drove to work alone in 2012, and 7 percent carpooled. Among those who commuted to work, it took them on average 27 minutes to get to work.

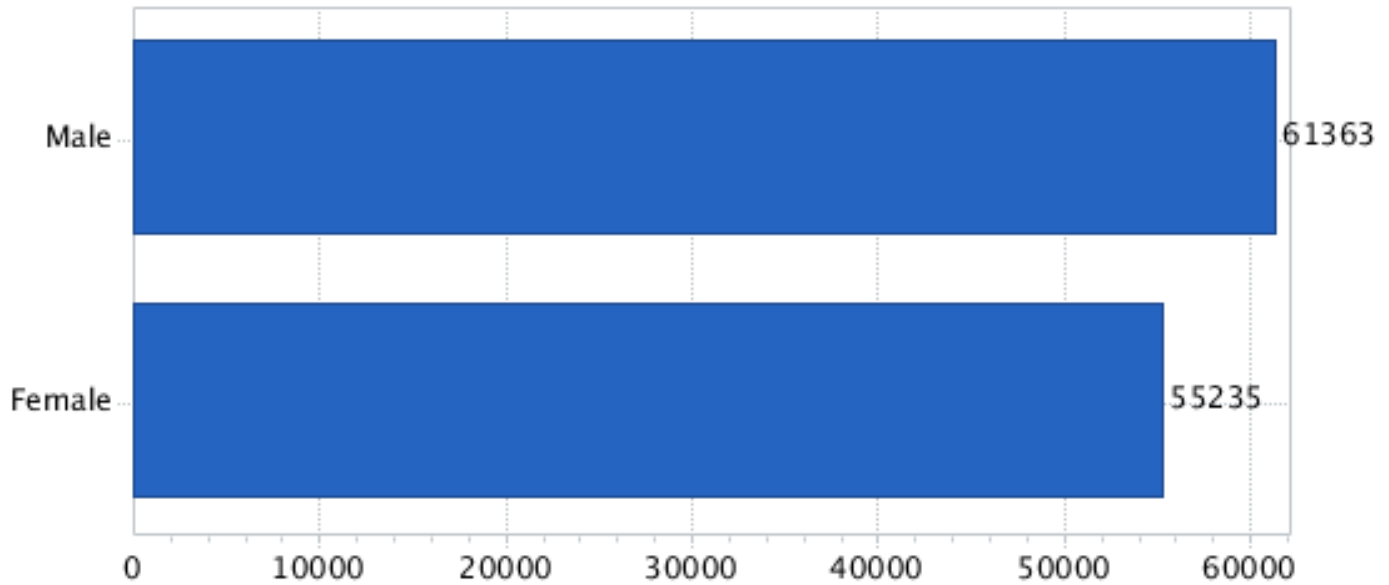
Percent of Workers 16 and over Commuting by Mode in Seattle City (Southeast)--Capitol Hill PUMA, Washington in 2012



Income

The median income of households in Seattle City (Southeast)--Capitol Hill PUMA, Washington was \$62,633. Eleven percent of households had income below \$15,000 a year and 16 percent had income over \$150,000 or more.

Median Earnings for Full-Time Year-Round Workers by Sex in Seattle City (Southeast)--Capitol Hill PUMA, Washington in 2012



Eighty-four percent of the households received earnings and 12 percent received retirement income other than Social Security. Nineteen percent of the households received Social Security. The average income from Social Security was \$15,921. These income sources are not mutually exclusive; that is, some households received income from more than one source.

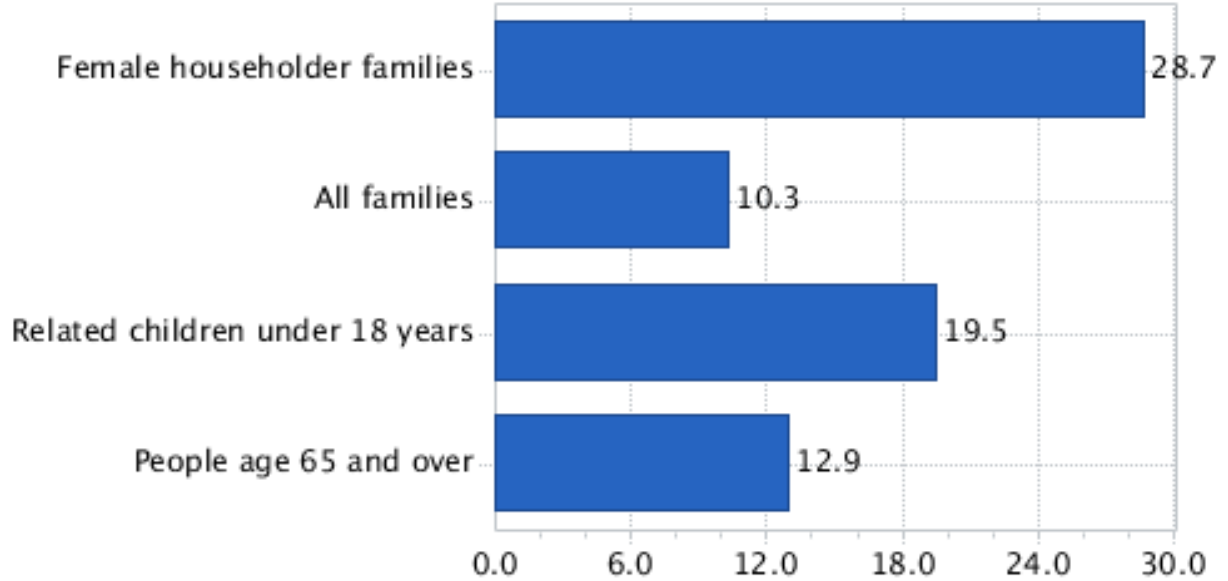
Proportion of Households with Various Income Sources in Seattle City (Southeast)--Capitol Hill PUMA, Washington in 2012



Poverty and Participation in Government Programs

In 2012, 16 percent of people were in poverty. Twenty- percent of related children under 18 were below the poverty level, compared with 13 percent of people 65 years old and over. Ten percent of all families and 29 percent of families with a female householder and no husband present had incomes below the poverty level.

Poverty Rates in Seattle City (Southeast)--Capitol Hill PUMA, Washington in 2012



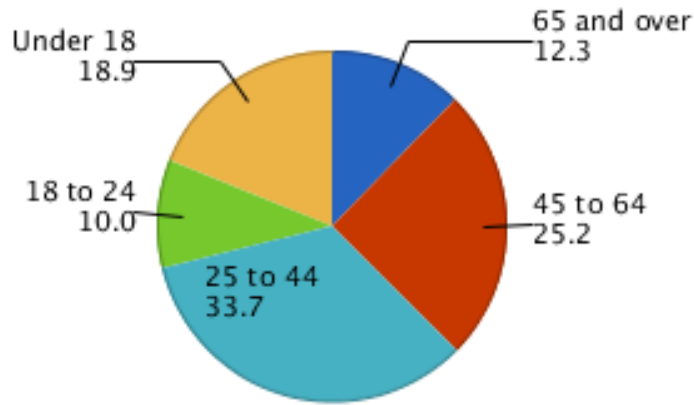
Health Insurance

Among the civilian noninstitutionalized population in Seattle City (Southeast)--Capitol Hill PUMA, Washington in 2012, 90 percent had health insurance coverage and 10 percent did not have health insurance coverage. For those under 18 years of age, 4 percent had no health insurance coverage. The civilian noninstitutionalized population had both private and public health insurance, with 73 percent having private coverage and 25 percent having public coverage.

Population

In 2012, Seattle City (Southeast)--Capitol Hill PUMA, Washington had a total population of 115,000 - 59,000 (51 percent) females and 56,000 (49 percent) males. The median age was 37.6 years. Nineteen percent of the population was under 18 years and 12 percent was 65 years and older.

The Age Distribution of People in Seattle City (Southeast)--Capitol Hill PUMA, Washington in 2012

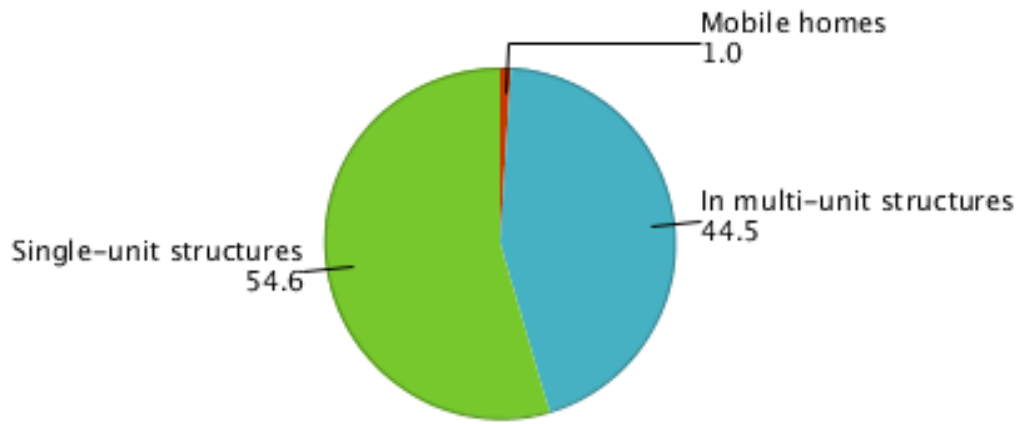


For people reporting one race alone, 65 percent were White; 15 percent were Black or African American; 1 percent were American Indian and Alaska Native; 18 percent were Asian; less than 0.5 percent were Native Hawaiian and Other Pacific Islander, and 2 percent were Some other race. Eight percent reported Two or more races. Eleven percent of the people in Seattle City (Southeast)--Capitol Hill PUMA, Washington were Hispanic. Fifty-two percent of the people in Seattle City (Southeast)--Capitol Hill PUMA, Washington were White non-Hispanic. People of Hispanic origin may be of any race.

Housing Characteristics

In 2012, Seattle City (Southeast)--Capitol Hill PUMA, Washington had a total of 53,000 housing units, 7 percent of which were vacant. Of the total housing units, 55 percent were in single-unit structures, 45 percent were in multi-unit structures, and 1 percent were mobile homes. Nineteen percent of the housing units were built since 1990.

The Types of Housing Units in Seattle City (Southeast)--Capitol Hill PUMA, Washington in 2012



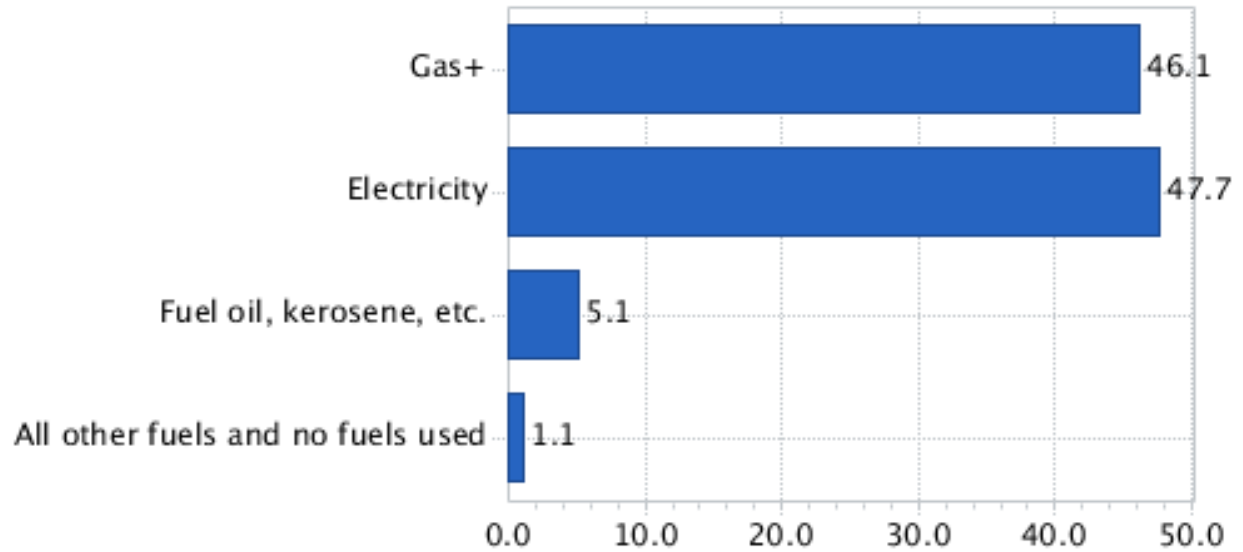
The median number of rooms in all housing units in Seattle City (Southeast)--Capitol Hill PUMA, Washington is 5. Of these housing units, 46 percent have three or more bedrooms.

Occupied Housing Unit Characteristics

In 2012, Seattle City (Southeast)--Capitol Hill PUMA, Washington had 49,000 occupied housing units - 25,000 (51 percent) owner occupied and 24,000 (49 percent) renter occupied. Seventy-four percent of householders of these units had moved in since 2000. (X) percent of the owner occupied units had a mortgage. Four percent of the households did not have telephone service. Fifteen percent had no vehicles available and another 10 percent had three or more.

Homes in Seattle City (Southeast)--Capitol Hill PUMA, Washington were heated in the following ways:

House heating fuel used in Seattle City (Southeast)--Capitol Hill PUMA, Washington in 2012

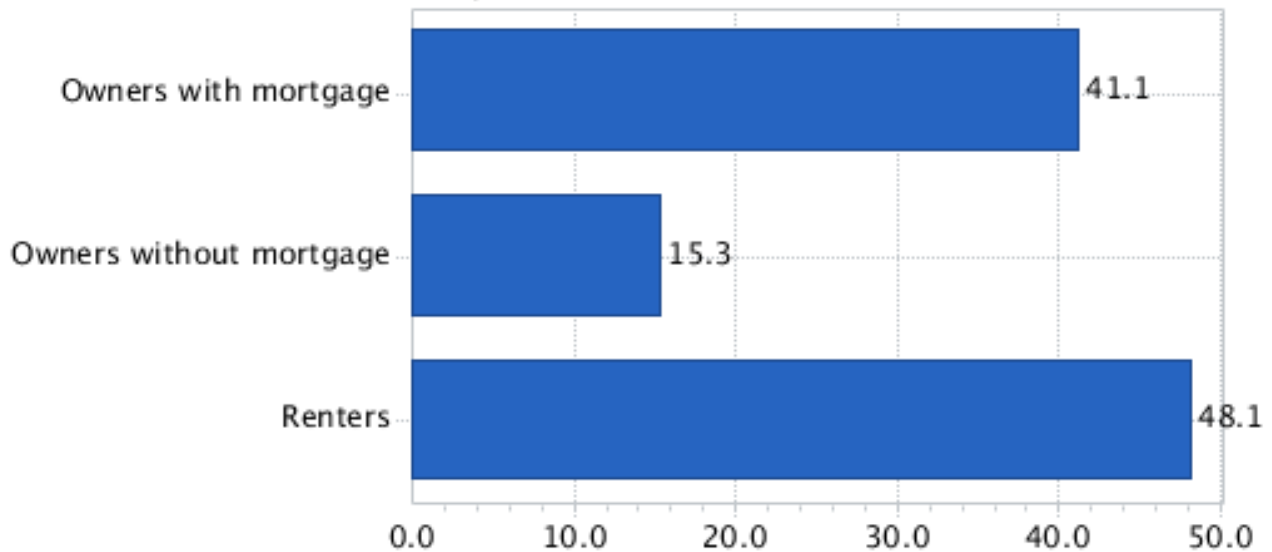


+this category includes utility, bottled, tank, or LP gas

Housing Costs

The median monthly housing costs for mortgaged owners was \$2,367, nonmortgaged owners \$786, and renters \$1,076. Forty-one percent of owners with mortgages, 15 percent of owners without mortgages, and 48 percent of renters in Seattle City (Southeast)--Capitol Hill PUMA, Washington spent 30 percent or more of household income on housing.

Occupants with a Housing Cost Burden in Seattle City (Southeast)--Capitol Hill PUMA, Washington in 2012



(X) = Data item not available

Source: U.S. Census Bureau, 2012 American Community Survey

Explanation of Symbols:

1. An '***' entry in the margin of error column indicates that either no sample observations or too few sample observations were available to compute a standard error and thus the margin of error. A statistical test is not appropriate.
2. An '-' entry in the estimate column indicates that either no sample observations or too few sample observations were available to compute an estimate, or a ratio of medians cannot be calculated because one or both of the median estimates falls in the lowest interval or upper interval of an open-ended distribution.
3. An '-' following a median estimate means the median falls in the lowest interval of an open-ended distribution.
4. An '+' following a median estimate means the median falls in the upper interval of an open-ended distribution.
5. An '****' entry in the margin of error column indicates that the median falls in the lowest interval or upper interval of an open-ended distribution. A statistical test is not appropriate.
6. An '*****' entry in the margin of error column indicates that the estimate is controlled. A statistical test for sampling variability is not appropriate.
7. An 'N' entry in the estimate and margin of error columns indicates that data for this geographic area cannot be displayed because the number of sample cases is too small.
8. An '(X)' means that the estimate is not applicable or not available.