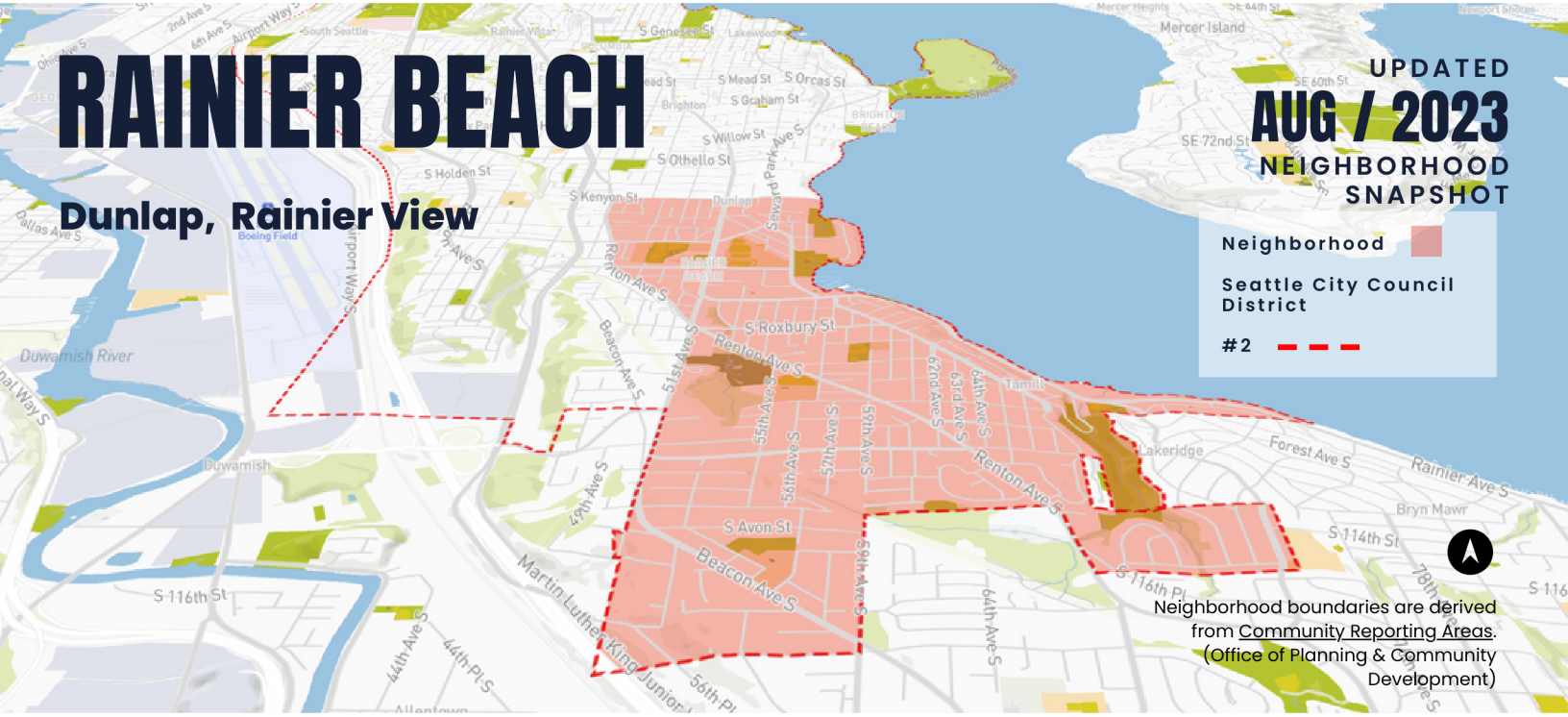


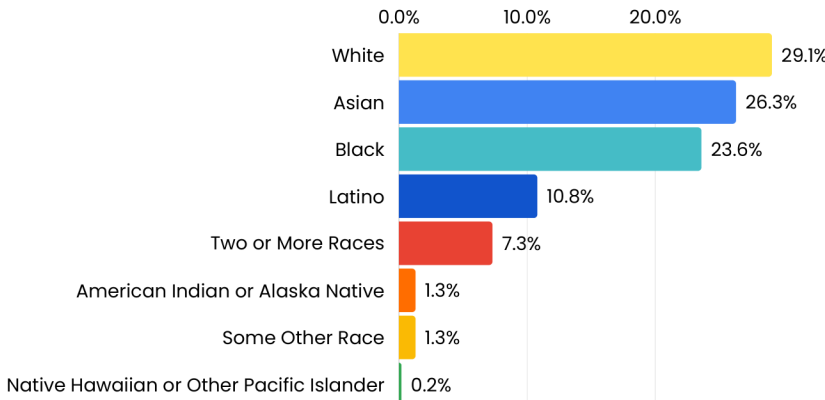
RAINIER BEACH

UPDATED
AUG / 2023
NEIGHBORHOOD
SNAPSHOT

Dunlap, Rainier View



RACE & ETHNICITY



BLACK, INDIGENOUS, & PEOPLE OF COLOR (BIPOC)

70.9% vs. **37.8%**
In this area vs. Citywide

	In this area	Citywide
Median household income	\$99,681	\$105,391
Renter households	28.8%	54.8%
High school or higher	86.9%	95.5%
Bachelor's degree or higher	38.0%	65.9%

LANGUAGES

Percentage of residents speaking a language other than English at home (age 5 and older)

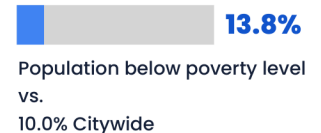
35.0% vs. **22.1%**
In this area vs. Citywide

Languages you should consider when communicating with residents in this neighborhood :

SPANISH, VIETNAMESE, SOMALI, AMHARIC, TIGRINYA, OROMO, MANDARIN, CANTONESE, TAGALOG, LAOTIAN, OTHER ASIAN OR PACIFIC ISLAND LANGUAGES, ARABIC

Languages from 2015 5 year and 2021 5-year ACS

This is not a complete list of languages spoken in this area. To obtain information about the city's top-tier languages or if you need advice for providing language services, please contact the [City of Seattle Office of Immigrant and Refugee Affairs Language Access Program](#).



Source: 2021 5-year American Community Survey (ACS) estimates

Contact us for questions about the Neighborhood Snapshots!

Contact us for questions about [demographic data!](#)

Contact us for questions about languages!

Department of Neighborhoods
seattleneighborhoods@seattle.gov
(206) 684-0464

Office of Planning & Community Development
opcd@seattle.gov
(206) 386-1010

Office of Immigrant & Refugee Affairs
oira@seattle.gov
(206) 727-8515



Seattle