

Transportation Management Program (TMP) and Seattle Commute Survey

Swedish – Cherry Hill Campus



Seattle
Department of
Transportation

Our Vision, Mission, Values, & Goals

Seattle is a thriving equitable community powered by dependable transportation. We're on a mission to deliver a transportation system that provides safe and affordable access to places and opportunities.

Core Values & Goals:

Equity, Safety, Mobility, Sustainability, Livability, and Excellence.

Agenda

- Key definitions
- Swedish Cherry Hill - requirements
- Commute Survey - purpose and findings
- Q&A



Key definitions

- Major Institution Master Plan (MIMP)
 - Identifies a long-range plan for the development of the institution's property and a transportation management plan
- Transportation Management Program (TMP)
 - Component of the MIMP
 - Defines mode shift goals for the **campus** and includes key implementation strategies to achieve them
- Commute Trip Reduction (CTR)
 - WA state law that Seattle implements
 - Applies to all **employers** with 100 or more full-time employees in WA

Swedish Cherry Hill - SDOT role

- Work closely with SDCI to review Annual Reports, which outline progress on TMP implementation and MIMP conditions identified by City Council
 - Transportation conditions include: access requirements, development of supplemental plans (e.g., streetscape concept plan, wayfinding plan, dock management plan), etc.
- Coordinate with DON to support IAC oversight of MIMPs

Swedish Cherry Hill - TMP requirements

- TMP elements:

- Transit incentives
- Alternative modes
- HOV incentives
- Parking management programs
- Intercampus shuttle
- Parking policies and enforcement
- Implementation and monitoring, **including surveying every 2 years**

- TMP performance:

- Defines key performance measure, Drive Alone Rate/Single Occupancy Vehicle Rate:
 - The goal started at 50% in 2016 with a goal of 32% by 2034; 2% reduction every 2 years
 - **2022 SOV goal is 44%**

Seattle Commute Survey

- Purpose

- Assesses key performance metrics and tracks trends over time—Drive Alone Rate, VMT, etc.
- Meets requirements of CTR law and MIMP TMP conditions

- Process

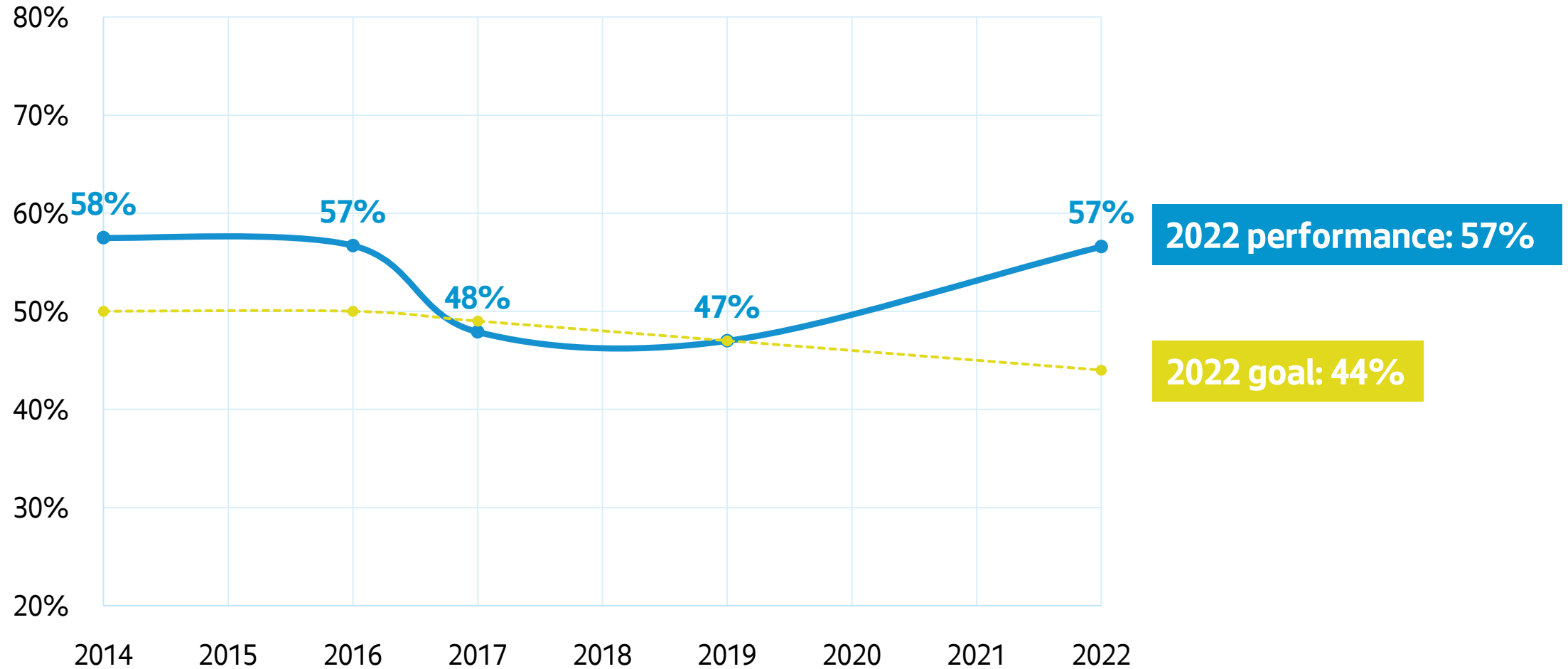
- Population definitions

- Exemptions from survey: employees who are required to drive alone to work as a condition of employment (~40 employees at Cherry Hill)
- TMP population: all property owners, tenants, and employees working on the Swedish Cherry Hill campus at least 20 hours per week.
- CTR-affected population: applies to employers with worksites with 100+ employees (full time, begin workday 6-9am on two or more weekdays, not an independent contractor)

- Equivalent data process

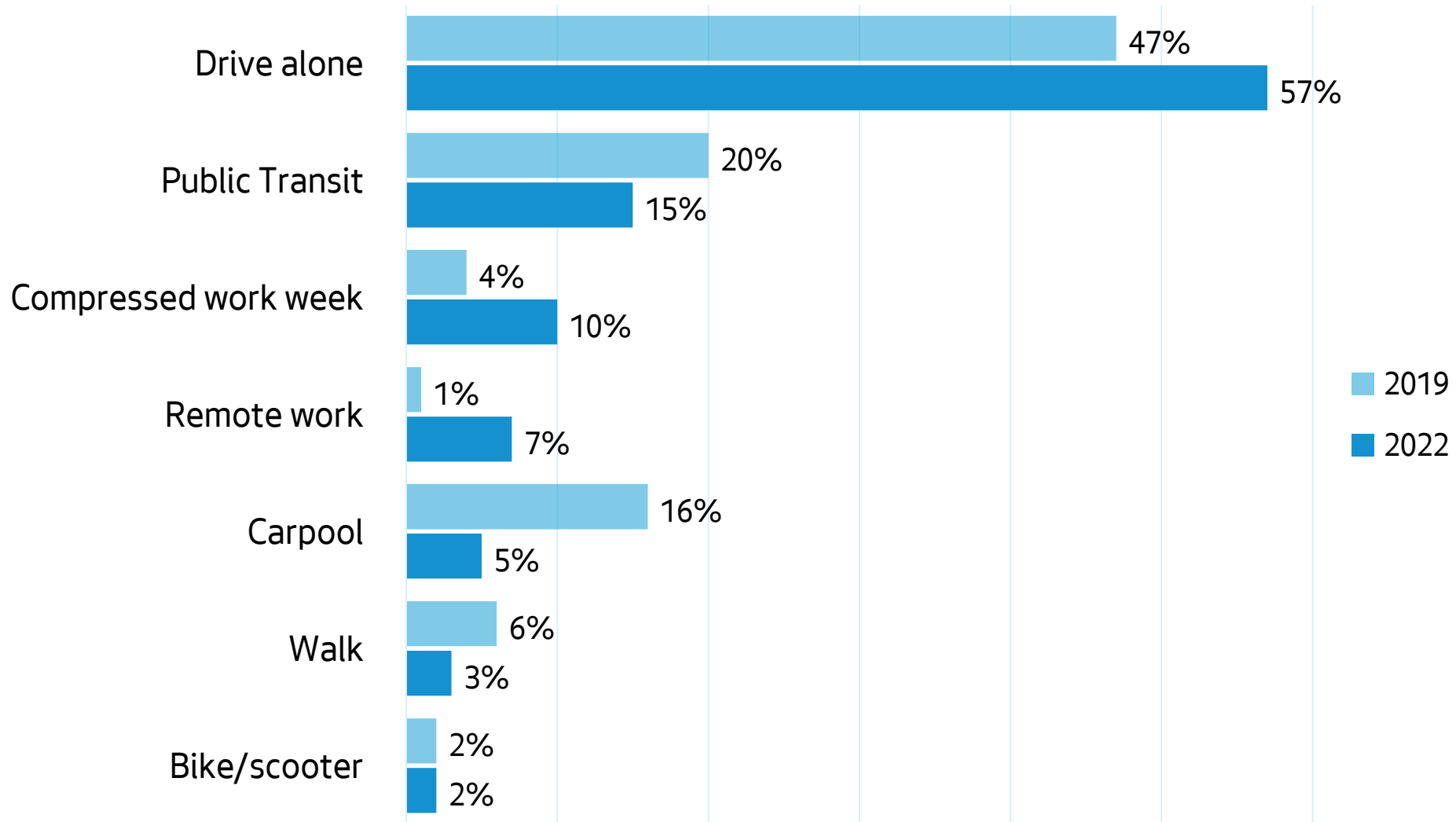
- Policy defined by SDOT and WSDOT to allow for use of other tools (Microsoft Forms) to gather data that meets minimum requirements to achieve the above

Key findings - drive alone rate



Key findings - mode split

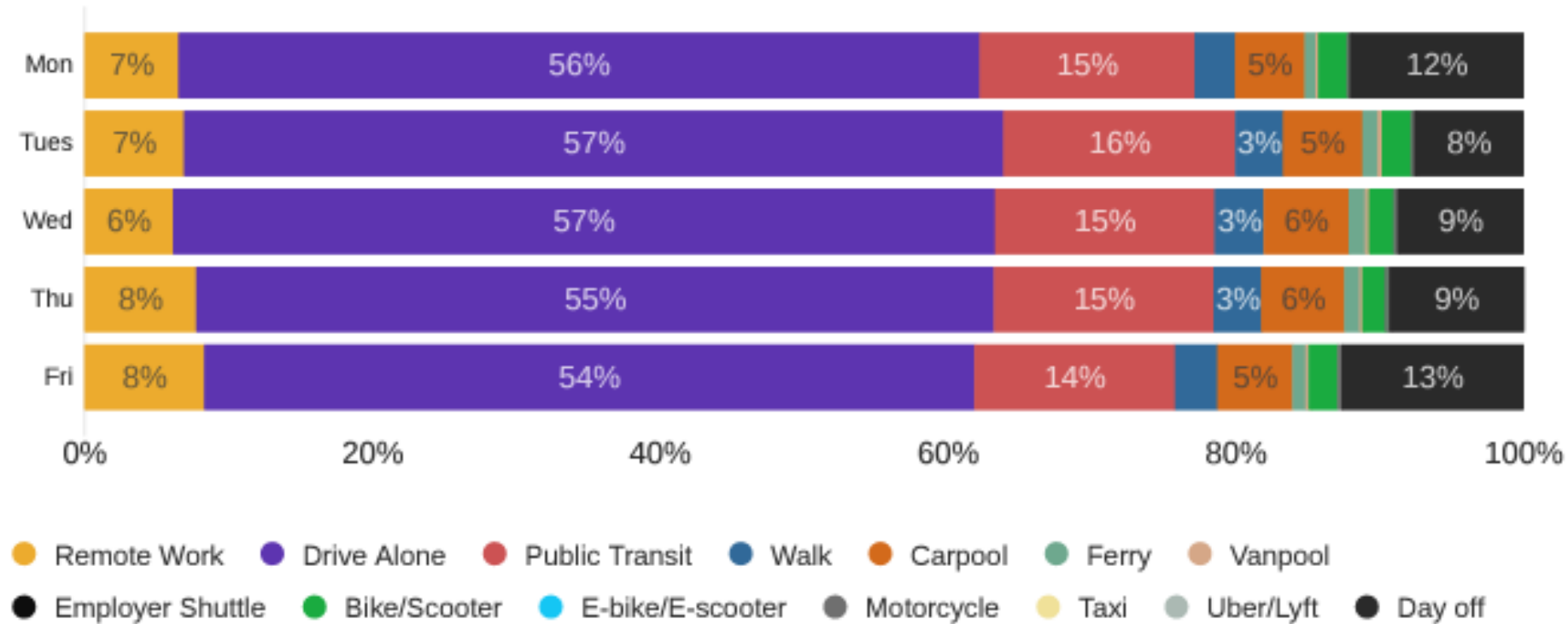
How are your staff commuting to work on a typical weekday?



Key findings - mode split by day

Day-by-Day, how are your staff commuting?

1057 Responses



Questions?

Stay in touch:



ellie.smith@seattle.gov



206.300.1690



www.seattle.gov/transportation/projects-and-programs/programs/transportation-options-program