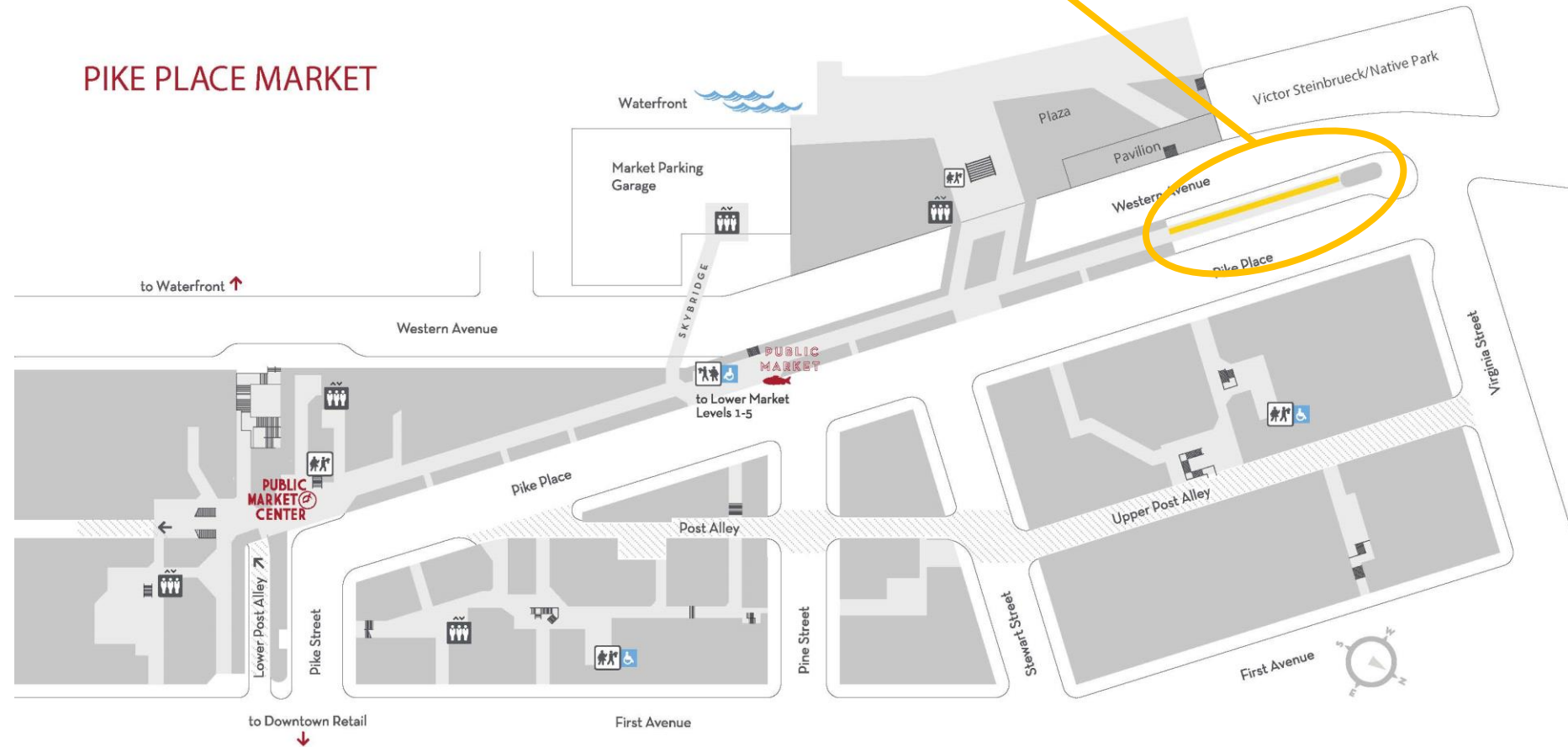




Request for Permanent Installation of North Slab Grids

Use and Design - Market Historic Commission

North Arcade Slabs Grid Installation



Installation Area & Overview

Location

- North Slabs – Accommodate 24 Market Daystall Craft Permit Holders.

For MHC Approval

- Permanently affix 24 grids to the existing brackets mounted to the concrete slabs.
- We previously received temporary approval for grid installation for June – October 2024.

Installation Process

- Use 2 HEX bolts per bracket, to ensure the grids are stable and unable to be removed without a special key
- This process does allow for removal to accommodate any future repairs

Current Inventory

- 20 grids
- 4 additional grids need to be fabricated by the original contractor (using existing specs) due to theft



History of the Slabs

2016

These grids were kept as removeable due to previous concern around view obstruction.

2017

The MarketFront Pavilion structure was constructed, which now takes up a significant majority of the view from this area.

2024

PDA sought permanent installation of grids to ease Daystall vendor use. Received *temporary* approval from MHC (June – October), not permanent approval due to beliefs that vendors did not wish to utilize the slabs.



Daystall Craft Use

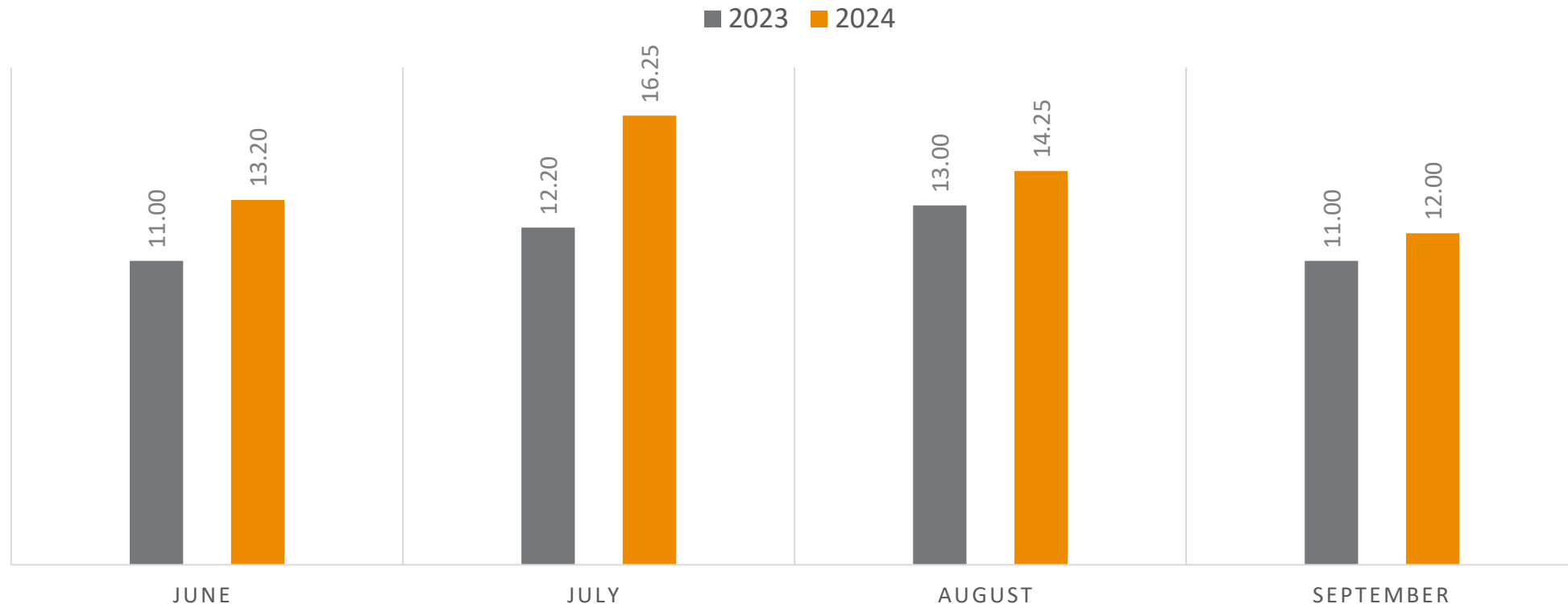
- The North Slabs are designated as a craft-preferred area in both the Hildt-Licata and Daystall Rules & Regulations
- Without permanent installation, craftspeople are required to install heavy grids each day and remove after use.
- Use of the North Slabs has decreased since 2016 due to the physical constraints related to daily installation and removal.
 - Only a select few are physically able to install grids.
 - The grids are very heavy and require careful installation into slots on the ledge over Western Ave.
- The loose grids and exposed slots are currently subject to vandalism and theft.



Temporary Approval (June-October 2024)

- PDA received temporary approval for grid installation
- Grids were installed June 5, 2025

AVERAGE WEEKLY SLAB USAGE YEAR OVER YEAR BY BUSINESSES

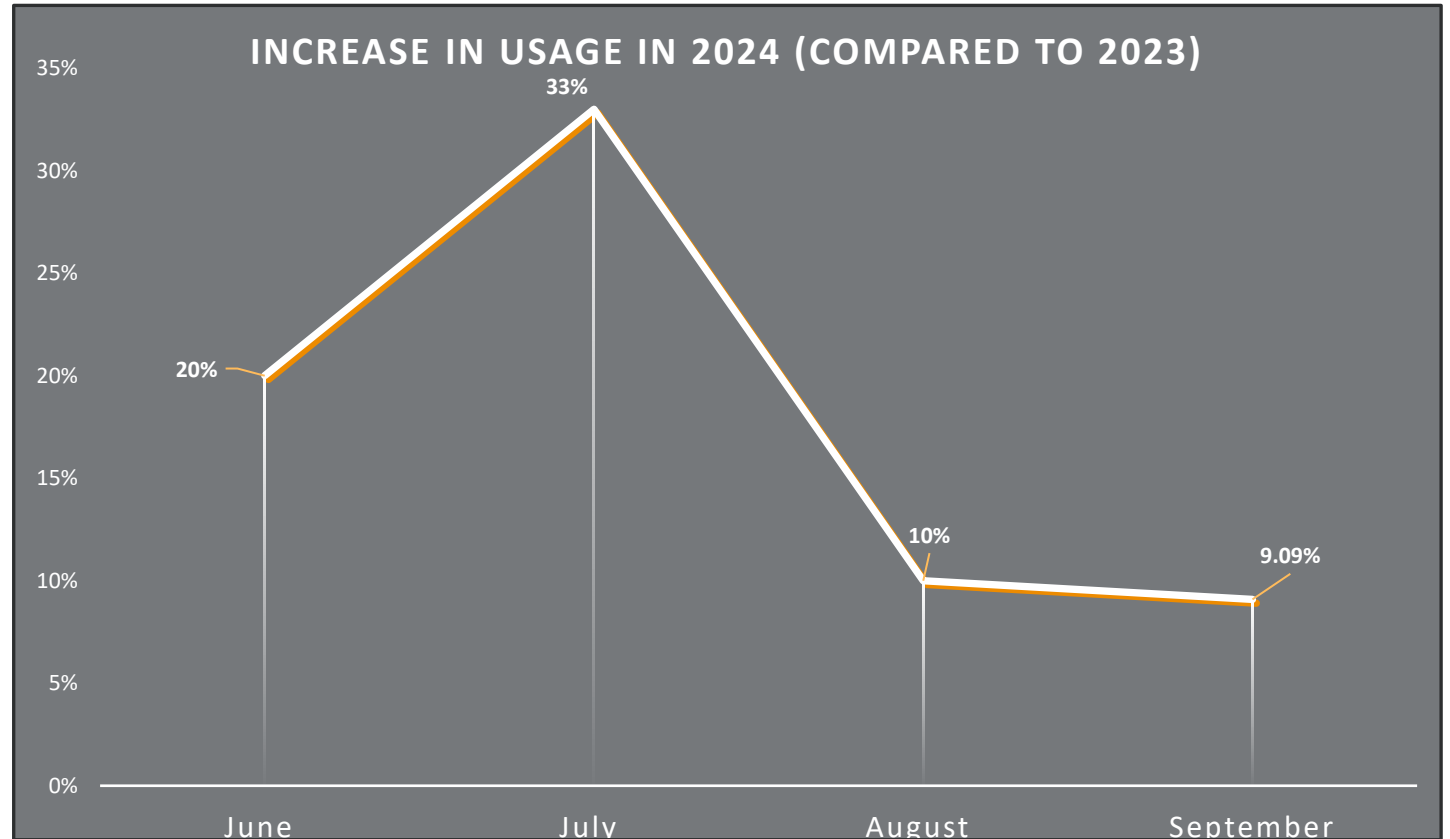


RESULTS

Outside Slab usage **increased by an average of 18%** compared to 2023, during months of grid installation.

July 2024 saw a **33% increase** in Outside Slab usage compared to July 2023.

PDA Staff believes increase in usage would be even higher if installation was *permanent* due to community feedback that craftspeople didn't want to invest in additional infrastructure for Outside Slabs set up if they could only use for a limited time.



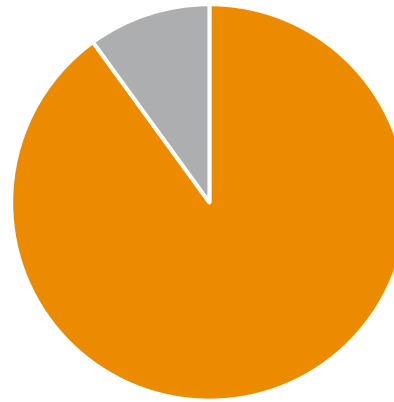
“Having the grids makes the whole area much easier to contemplate going outside on the slabs. It's a great spot and close to a lot of action and customers, and creates activation for the entire North end of the street.” - Daystall Craftsperson

SURVEY

Staff published a survey to the Daystall Craft community to assess interest in the North Slabs as well as impact the heavy grids have on their ability to set up there.

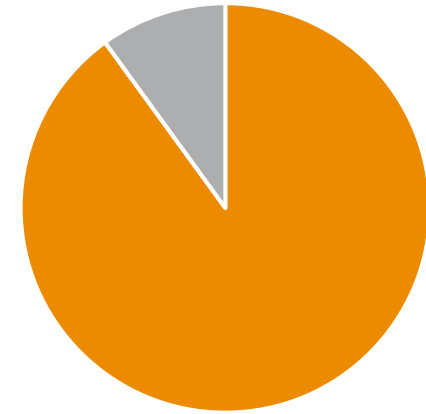
- **90%** of responses noted they would use the Outside Slabs more regularly with permanent grid installation.
- **100%** of responses noted that having Outside Slab grids installed permanently is **“Very Important”** to their business and Market experience.

Did you set up on Outside Slabs during temporary grid installation?



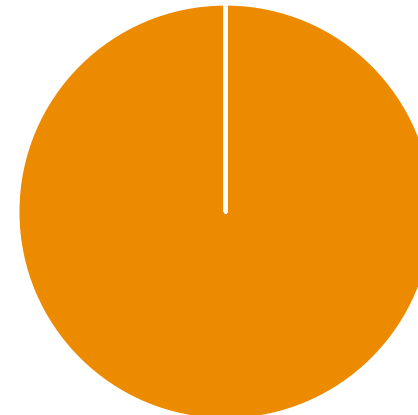
■ Yes ■ No

Would you use the Outside Slabs more regularly if permanent grids were installed?



■ Yes ■ No ■ Unsure

How important is having the Outside Slab grids installed permanently to your business and your Market experience?



■ Very Important ■ Somewhat Important ■ Neutral ■ Not Important

Feedback from Craft Community

- *"The grids are very difficult to install. Having them available during the last summer was great, but it takes a while for everyone to re-amass the necessary equipment for setting up there. ie: anymore my structure items (shade, rain tarp, poles , clamps, etc)had been disassembled and stored away for 5 years."*
- *"Once temporary grids were implemented, it was a lot harder to use the spaces. Its an ok idea, but they are too heavy and unwieldy for many to move and remove. Use dwindled. Eventually there was not critical mass out there for me to want to set up. Between the challenge of the grids and the resulting ghost town feel of the once bustling area, I changed my setup habits."*
- *"A more permanent installation would be great. It would make it much easier to setup. And that would hopefully mean more people would setup. And then it could be a lively and attractive part of the market again, to visitors and vendors alike. Please help do what we can to reactivate this once bustling section of the market."*
- *"The grids are quite heavy, so it is straining to carry them back and forth, especially for me as a woman."*
- *"During the summer when the grids were already set up it was also a lot faster and easier to set up and tear down, saving a lot of time in a span of the summer. year-round the vendors who sell outside really appreciated the grids being there, and we had more vendors come out to sell outside thanks to the grids not being a burden anymore. There are other vendors here at the market who have harder time carrying heavy items and choose indoors spaces for easier set up, but I know they would sell outside more often if the grids were installed there permanently. All of us on the craft line would be delighted to have the grids set up on the outside slabs permanently."*
- *"Since I have kids at the Pike Place childcare, anything to make pack up quicker to pick up my kids on time is very helpful. Also, it's less of an opportunity to either hurt myself or others lugging the grids back and forth, or 20 feet above someone walking along Western. A permanent grid would make everyone's life easier! I am all for a permanent grid installation."*
- *"Not only is my setup faster but with the grids up I never feel unsafe setting up outside for myself and others. The faster setup allows me to be open longer and make more money."*
- *"Vendors with large displays setup on the outside slabs year round. I've been setting up out there for 11 years and it's the most profitable section of the market for me. What surprised me the most about having the grids up at all times is how much less "riff raff" hangs out on the slabs."*
- *"This will help the entire Market by attracting shoppers to enter from the North end of the market. I strongly support having permanent grids on the outside slabs. Again it benefits the entire Market."*

Design Application Grid Installation Details

Fabricated Grid Specs

BALLARD SHEET METAL WORKS, INC.

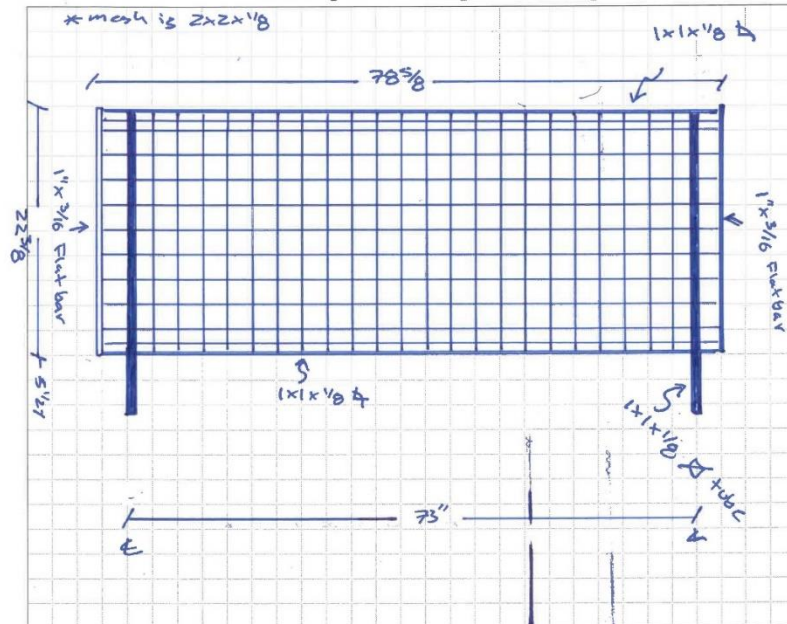
Industrial and Marine Fabrication
4763 Ballard Avenue N.W.
Seattle, WA 98107

Since 1907
Tel: (206) 784-0545
Fax: (206) 781-0118

Dbl check: _____
Date: _____
Notified: _____

Job#: _____
Recd: _____
Due: _____
Recd By: _____

Name: _____ Fab Only ☐ F/M ☐ Install ☐ Location _____
Address: _____ Fabricator and/or Installer/Date: _____
Date Complete: _____ Location: _____
Ordered by: _____ PO#/Job: _____
Phone: _____ Taxable ☐ Resale ☐ Vessel Cert ☐ OOS ☐ Dock ☐
Metal: Galv. Type: _____ Will Call ☐ BSM Truck ☐
Quantity: _____ Dims. ID ☒ OD ☐ Drawings ☐ Samples ☐ Location _____
Galvanizing ☐ Painting ☐ Anodizing ☐



Visual of Fabricated Grids Installed




Installation Process

- Use 2 Set Screws per bracket, to ensure the grids are stable and unable to be removed without a special key.
- The Set Screws will lay flat with the brackets.



Not in Use




In Use



Looking North towards Victor Steinbrueck Park



Looking Up from Western Ave



Looking South West



Before Installation



After Installation

