

# CID Pole Banner Project

ISRD Application

---

CIDBIA & SDOT

# Project Staff


**1** **CIDBIA** - Tuyen Than (Executive Director)  
Yongkang (YK) Zhou (Clean & Green Program Manager)

**2** **SDOT** - Lauren Corn (Public Space Planner, Public Space Management) Maureen Sheehan (Street Use, Strategic Advisor)

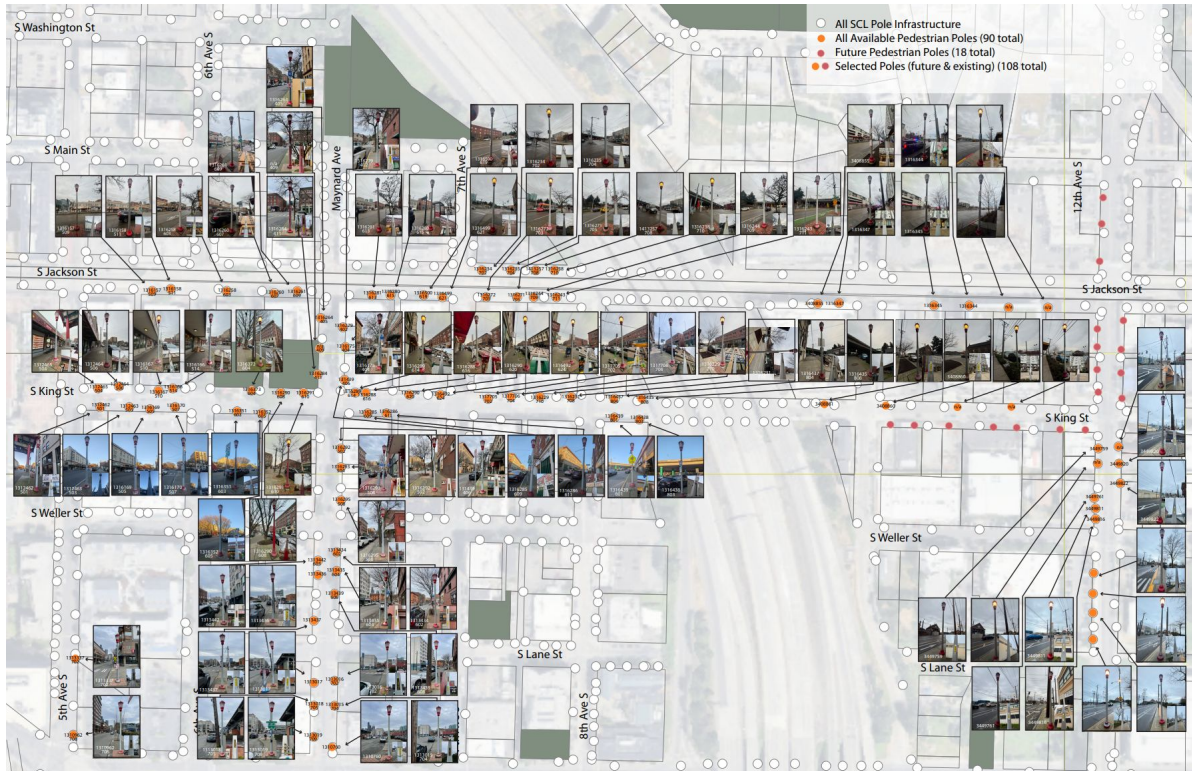
**3** **ARTIST** - Stevie Shao (Creative Artist)

# Overview

- The Chinatown-International District Business Improvement Area (CIDBIA), in partnership with the Seattle Department of Transportation (SDOT), is seeking to install unique and visually striking pole banner artwork on approximately 107 red lantern pedestrian streetlight poles throughout the Chinatown-International District (CID). Installations will primarily take place in Little Saigon and Chinatown, as Japantown already has existing pole banner attachments.
- This project is funded by SDOT.
- Pole banners are a highly effective way to beautify public spaces, celebrate the vibrancy of the neighborhood, and honor the rich identity and cultural heritage of this historic district.
- This project aims to support the revitalization of the CID ahead of the highly anticipated FIFA World Cup 2026, with matches beginning in early to mid-June 2026. As one of three neighborhoods adjacent to the stadium, the CID is expected to see a significant increase in foot traffic, creating a valuable opportunity to welcome visitors and showcase the district at its best.
- These banners will remain installed on the red lantern streetlight poles beyond the FIFA World Cup 2026 festivities, and aim to be a focal, visual highlight for the neighborhood.



# SITE PLAN WITH PROPOSED BANNER LOCATIONS



- Installation focus along:
  - S. Jackson St. (Between 5th - 12th)
  - 12th Ave S. (Between S. Main St. - S. Lane St)
  - S. King St. (Between 5th - 12th)
  - Maynard Ave S. (Between S. Jackson St. - Dearborn Ave S)
- SDOT verified each of these red lantern streetlight poles with Seattle City Light (SCL)

# SPECIFICATIONS

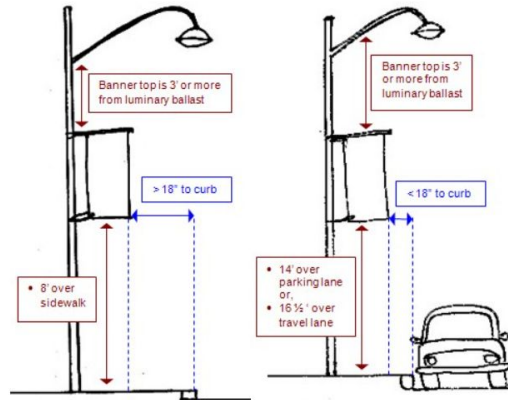


- All pole banner installations will be facing inwards, facing the pedestrian sidewalk side, and not towards the street,
- The banners will be 18” wide x 32” ,
- The banners will be 8’ over the sidewalk, 1’ between the bottom of the red lantern accent and the top of the banner,
- SDOT will help install the pole banner brackets on poles that currently do not have it.

# SDOT REFERENCE

## Banner dimensions and installation specifications:

- Banners must be installed with both a top and bottom rod
- Mount your banner at least 2 feet above any existing signs (6" above parking signs)
- Banners should not interfere with the visibility of traffic signals or signs, or with identified historic or artistic installations
- If banner is on sidewalk side of pole, make sure it is at least 8 feet above the sidewalk and 18 inches back from the face of the curb
- If banner is on curb side of pole, follow the directions in the diagrams below:
  - When the edge of the banner is more than 18 inches from the curb, the minimum clearance for the bottom of the banner is 8 feet over the sidewalk.
  - When the edge of the banner is less than 18 inches from the curb, the minimum clearance for the bottom of the banner is 14 feet over a parking lane or 16.5 feet over a travel lane.



# CID POLE BANNER CONTEST



## CIDBIA UPDATES

### CID STREET POLE BANNER DESIGN CONTEST SUBMISSION - CLOSED



The Chinatown-International District Business Improvement Area (CIDBIA), in partnership with the Seattle Department of Transportation (SDOT), is seeking designs for neighborhood-wide CID Street Pole banners.

We invite artists to help beautify and celebrate the Chinatown-International District through



## CIDBIA UPDATES

### VOTING CLOSED - CID STREET POLE BANNER DESIGN CONTEST



The Chinatown-International District Business Improvement Area (CIDBIA), in partnership with the Seattle Department of Transportation (SDOT), is excited to announce the public voting phase of the CID Street Pole Banner Design Contest!

145 artists have submitted their design concepts that celebrates the culture, spirit, and

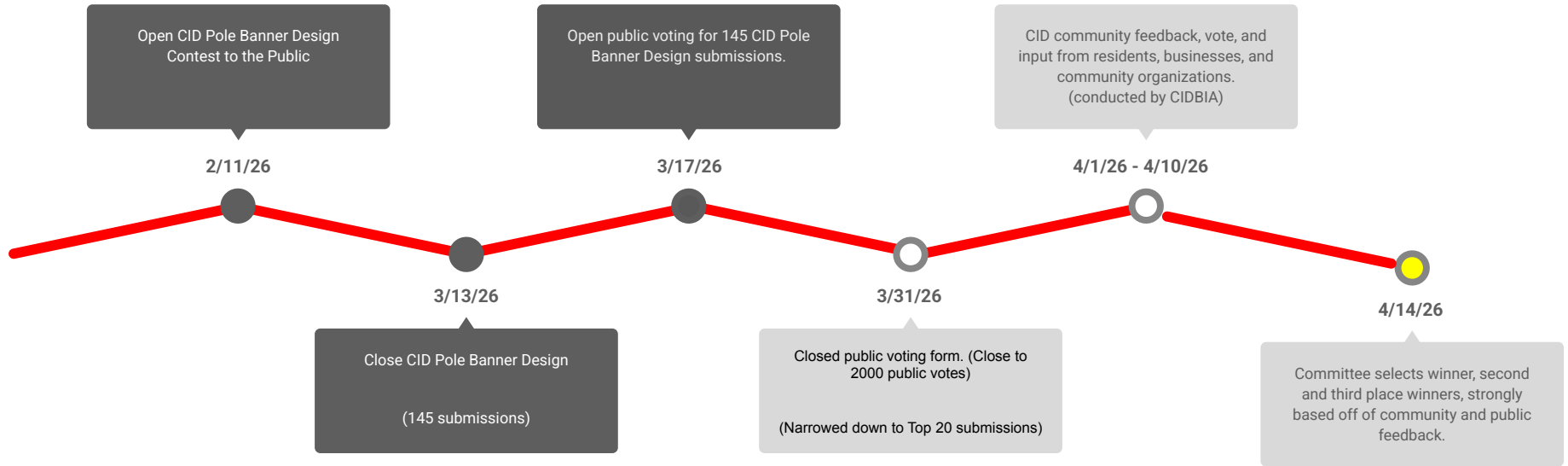


### CIDBIA Submissions

Please do not download, screenshot, or reuse these artworks. All rights reserved. [More](#)


<p><b>Iamsorry</b></p> <p>Concept 1. Inspiration for this design came from my experiences with the CID. I am first gen Vietnamese ...</p>	<p><b>Indhu Venkatchalam</b></p> <p>Proposed Design Concept My concept: "Everyone is Welcome," centers on a bright hot pot viewed from above. HOT ...</p>	<p><b>Isabel Estrada</b></p> <p>This is a lucky charm I purchased from Alice's Floral design on King street (the street where I reside). I love filling my studio with them ...</p>	<p><b>Isabela Garcia</b></p> <p>My concept involves combining culturally significant flowers with some of Washington state to celebrate the rich cultures found ...</p>	<p><b>Iva Ekmečić</b></p> <p>My banner design is inspired by the vibrant display of Asian produce and the bold red and yellow marketing commonly see ...</p>	<p><b>Jade Henderson</b></p> <p>This is a series of abstract visual elements that represent the nature in and around the CID. As an adopted Chinese American ...</p>	<p><b>Jae, Kim</b></p> <p>The design rough drafts I've submitted are classic stylized depictions of the Base of Dragon flower, which is Korea's national ...</p>	<p><b>Jake, Rynn</b></p> <p>Growing up with a Japanese mother and a chief grandfather, food was not just for sustenance in my family, it was the way we ...</p>	<p><b>Janine</b></p> <p>For my design I wanted to take inspiration from what I see whenever I'm around the area. The dragon statue, the Chinato ...</p>	<p><b>Jenni Salmi and Kuchun Hu</b></p> <p>In our concept rendered here in a sketch, the iconic Mt. Rainier is shared playfully with an iconic food, the dumpling, celebrating ...</p>
<p><b>Jiabao Zhao</b></p> <p>Still here. Together, is a visual symbol built around the form of an interwoven knot. The knot as a symbol of connection ...</p>	<p><b>Jordan Phillips</b></p> <p>I am a Seattle native born and raised and I am also a floral artist from the Sunnyside side. I am a local artist who recently started ...</p>	<p><b>Joy Guo</b></p> <p>The first design is inspired by the 15 traditional colours, which used to be painted red and golden yellow with leaping toi ...</p>	<p><b>Judy Hardison</b></p> <p>My proposed banner uses bold colors and floral motifs to create an uncluttered, clear design to welcome people to the ...</p>	<p><b>Kalin   @hvy_krm</b></p> <p>Growing up in the greater Seattle area, we don't get it though the CID has a genetic but still strong, creative, and elegant energy to ...</p>	<p><b>Karen Woodburn 이명숙</b></p> <p>My proposed concept is a series of banner designs that celebrate the community, the gathering, in many cultures. This question is ...</p>	<p><b>Katie Chin</b></p> <p>My design features the historic Chinatown-International District's brightly colored landscape of mountains, clouds, and waves. A ...</p>	<p><b>Kiki Ahyms</b></p> <p>I wanted to do something fun but culturally significant and pleasing to the community. I've gotten to see ribbon dancing and festiviti ...</p>	<p><b>Kimberly Chan</b></p> <p>My banner series celebrates the Chinatown-International District through flowers that carry deep cultural meaning across many ...</p>	<p><b>King Khazm</b></p> <p>I would like to design pole banners that explore upon these attached insights, but more centered from a CID perspective ...</p>
<p><b>Kiri Yu or KIRISKA</b></p> <p>The dragon plays both an important role in, and serves as an immediately recognizable symbol for, many Asian cultures ...</p>	<p><b>Kyla Scheff</b></p> <p>As a young kid, I vividly remember walking among the Chinatown-International District and seeing the dragon sculptures spiraling ...</p>	<p><b>Layla Harrell</b></p> <p>This image represents the spirit of a lunar new year through symbols. Lanterns represent the light and guidance for a good year. The ...</p>	<p><b>Leah Vo</b></p> <p>I made this artwork to show that China is not the only country in Asia. Asia is a very big place with many different countries and ...</p>	<p><b>Lisa Hartline</b></p> <p>Side A: Using colorful symbols to reflect diversity and unity. All the clouds meant to be classic Japanese style, repeating and ...</p>	<p><b>Lisa Ng</b></p> <p>The CID is the heart of Seattle's Asian community. There are so many diverse cultures reflected within the CID but there are four ...</p>	<p><b>Lishan Lin</b></p> <p>This design is based on a line from an ancient Chinese poem: 海上生明月, 天涯共此时. It describes the moment when the ...</p>	<p><b>Ilamayste</b></p> <p>Just as fauna and flora grow close to the ground and into the sky, we come from more place than one, by sea, by land, by sky, we travel ...</p>	<p><b>Lucy (7)</b></p> <p>Cute kawaii animals and bright colors</p>	<p><b>LumieMaple</b></p> <p>I was inspired by the historical murals around CID</p>

# CONTEST TIMELINE



# STEVIE SHAO

- The winning design was created by Stevie Shao, a Seattle-born illustrator, muralist, and designer whose work blends bold color, nature-inspired imagery, and her Chinese American heritage. Her vibrant and community-centered style makes her a wonderful representative of the Chinatown-International District,
- Stevie's Portfolio and Past Projects: <https://www.stevieshao.com/>



# PROPOSED DESIGN CONCEPT



# DESIGN DETAILS

- Overarching theme celebrates Seattle's deep connection to the Puget Sound and the natural world
- Inspired by the cultural diversity of the CID and its connection to the broader Pacific Northwest region and native fauna
- Four proposed concepts (note: all designs are preliminary and not final):
  - Lion Dance — Bright, energetic lion dancer face mask
  - Dragon — Colorful dragon head surrounded by elemental imagery
  - Crane/Heron — Crane/Heron in a fishing pose
  - Tiger/Mountain Lion — Tiger/Mountain Lion set against a rising moon

# INSTALLATION DETAILS

SEARCH



Login or Sign Up



ordering (888)-609-3779. Also, if you are associated with the Sign Industry (Sign Shops) please be sure to sign up for Goldmember pricing and await confirmation email before signing in with a password to review your pricing.

SIGN SHOPS AND ASSOCIATED INDUSTRIES SIGN UP HERE

Home / Banner Hardware / Pole Mount Banner Brackets / Banner Bracket Hardware Kit for Round Poles - Choose Options

## Banner Bracket Hardware Kit for Round Poles - Choose Options

\$0.00

☆☆☆☆☆ (No reviews yet) [Write a Review](#)

SKU: XBR-BB-KIT

Shipping: Calculated at Checkout


Size: \*  Max Banner Width  Max Banner Width  Max Banner Width

Max Banner Width

Color: \*

Quantity:

ADD TO CART



- SDOT will coordinate production and installation of the brackets and banners.
- Assumption: similar, if not the same, materials are used as in the Japantown Pole Banner Project.

# PROJECT TIMELINE

Late 2025 - January 2026	Project discussions between the CIDBIA and SDOT
February 11th, 2026	CIDBIA opens “CID Banner Pole Contest” Public Submission
March 13th, 2026	CIDBIA closes “CID Banner Pole Contest” Public Submissions (145 submissions)
March 17th, 2026	CIDBIA opens “CID Banner Pole Contest Public Voting”
March 31st, 2026	CIDBIA closes “CID Banner Pole Contest Public Voting” → Top 20
April 1st - April 10th, 2026	In-person outreach to the CID community for feedback on selecting the top artwork
April 14th, 2026	Internal Committee selects CID Banner Pole Contest winners: First place, Second place, and Third place.
April 15th - April 27th, 2026	Finalize all edits and refinement with CID Pole Banner Artwork with selected artist.
<b>April 28th, 2026</b>	<b>ISRD Board Presentation (Selected artist, CIDBIA, and SDOT)</b>
<b>April 28th - End of May 2026</b>	<b>SDOT’s permit is approved. SDOT begins production of the pole banners.</b>
<b>Early-Mid June 2026</b>	<b>SDOT installs pole banners on ~86 Red Lantern Streetlight Poles across the CID</b>

# SDOT PERMIT

- SDOT permit is in progress...

**From:** DOT\_Permits\_NOREPLY <[DOT\\_Permits\\_NOREPLY@seattle.gov](mailto:DOT_Permits_NOREPLY@seattle.gov)>  
**Sent:** Monday, March 30, 2026 9:58 AM  
**To:** Corn, Lauren <[Lauren.Corn@seattle.gov](mailto:Lauren.Corn@seattle.gov)>; DOT\_PublicSpace <[publicspace@seattle.gov](mailto:publicspace@seattle.gov)>  
**Subject:** Private Structures/Uses SUPSM0009645 - 520 S KING ST - Application Received

Hello,

We have received your Private Structures/Uses Application.

[Log in](#) to view your application. If you do not yet have an account, please [register](#) before proceeding. The contact information you provide during registration must match the contact information we have on record for your **permit(s)**.

- Go to My Records.
- Click on your Record Number SUPSM0009645.

This email is for your information only. It requires no action on your part.

These are your Reference Numbers provided at application (if any):

Thank you for using Seattle Services Portal,  
Seattle Department of Transportation Street Use Division

If you need additional help, try one of the following:

- To use the online help center, view your application/code enforcement status, apply for a new **permit**, or pay for an existing one, visit the [Seattle Services Portal](#).
- To find information about permits and services in the public right of way, visit our [website](#).
- If you're having difficulties with your Portal account or finding your applications, contact our [Seattle Services Portal Support Team](#).

**\*\*NOTE - Please do not respond directly to this email. It is sent from an unmonitored email address.\*\***