

# ASIAN PLAZA RETAINING WALL PROJECT



## ABOUT THE PROJECT

Friends of Little Sài Gòn (FLS) is a community development organization founded in 2011. Our focus is community advocacy, economic development, and cultural preservation. Our mission is to preserve and enhance Little Saigon's cultural, economic, and historic vitality. Our vision is that Little Saigon is the hub of the Vietnamese-American community where all families and businesses are thriving.

The Asian Plaza Retaining Wall Project is a strategic cultural placemaking effort designed to transform a utilitarian structure into a vibrant community asset. The mural will feature a design unique to Vietnamese culture and honors the identity and history of the Little Saigon neighborhood.

This project is funded by Amazon as part of FLS's Phố Đẹp initiative, a community-led effort to address safety and livability concerns in Little Saigon.

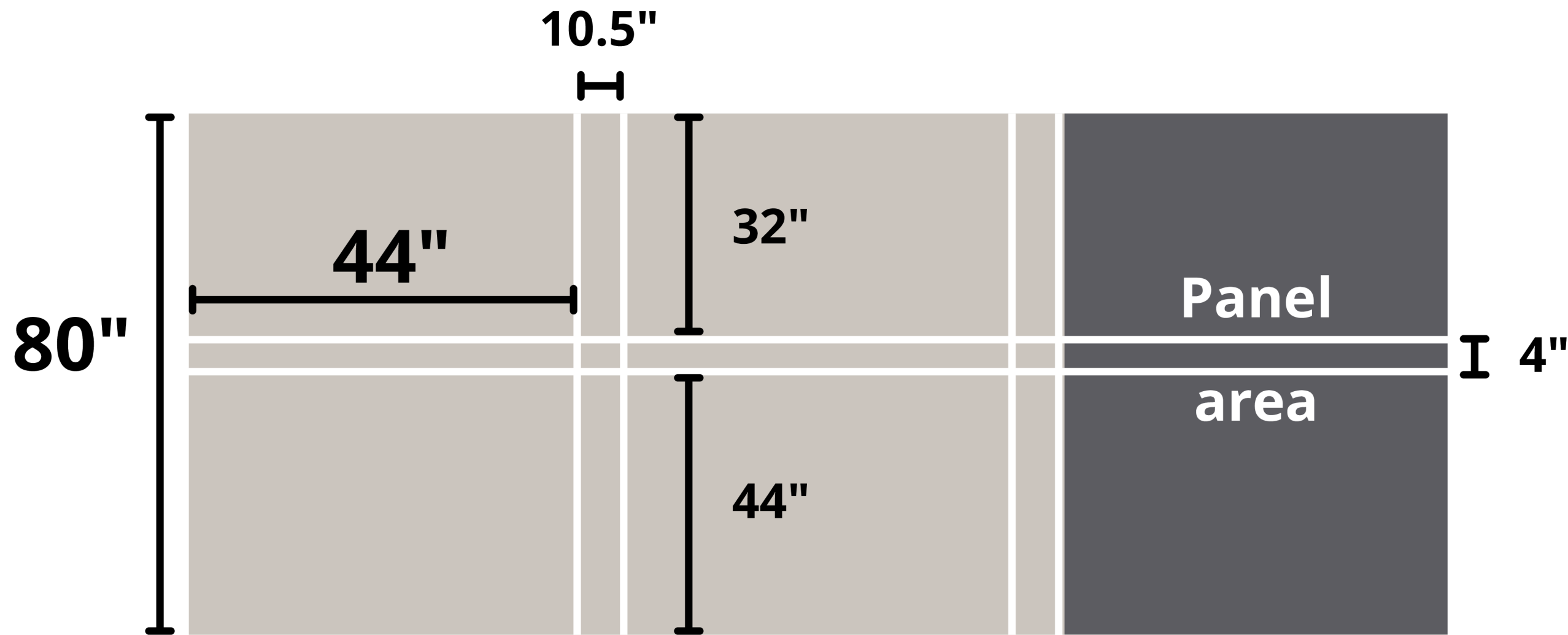
## ABOUT THE LOCATION

Since the demolition of Viet-Wah in 2024, the lot has remained unoccupied and highly visible to commuters, pedestrians, and the surrounding neighborhood.

Due to its prominent location and the current state of the lot, FLS identified the Asian Plaza retaining wall as a strategic site for a mural. As the only stable structure remaining on the property, the wall offers high visibility to both vehicular and foot traffic. The project aims to improve the neighborhood's visual character by providing a vibrant community asset on a site that currently lacks activity.

The Asian Plaza is a significant commercial site within the International Special Review District that has served as a cultural and economic landmark for decades. The property is currently owned by the Chinn family. This mural project represents a collaborative effort to maintain the site's relevance and cultural connection to Little Sài Gòn during its current period of transition.





Wall is roughly 120 feet long  
26 panels

Panel area (not counting middle  
10.5" strips): 3,520 sq in OR 24.4  
sq ft  
Total panel area: 634.4 sq ft

## ABOUT THE ARTIST

The designer for the mural stencil is Stacy Nguyen. The artist was selected due to her extensive professional history with the Little Sài Gòn neighborhood and an established partnership with FLS. Stacy has previously exhibited work in the FLS art gallery, participated as a featured vendor at community events, and collaborated on various neighborhood-based initiatives.

Stacy's work intersects with themes of social and racial justice, with a focus on collaborating with communities of color.

Given this deep familiarity with the district's cultural landscape and a proven commitment to the community, the artist was identified as the ideal candidate to develop a design that reflects the history and identity of Little Sài Gòn.



# EXAMPLES OF STACY'S WORK





## ABOUT THE DESIGN

FLS provided the artist with existing merchandise FLS has created to represent the neighborhood to ensure the mural aligned with Little Saigon's visual identity. The design went through multiple stages of internal reviews beginning in April, where FLS provided feedback to the artist to refine motifs that specifically represent the neighborhood's culture and identity.

The final draft takes inspiration from the Đông Sơn bronze drum, a symbol of resilience, optimism, and transcendence. The mural features 2 motifs:

- The Chim Lạc: The Lạc bird as a symbol is both familiar and sacred, rising high and wide to represent the aspiration to conquer the sky. It symbolizes the dream of transcending space despite storms and challenges. Even for those unfamiliar with Vietnamese history and culture, the bird conveys a universal message of optimism and forward-looking.
- The Leaf: This imagery is drawn from traditional agricultural and cosmic patterns frequently found on Đông Sơn artifacts. It represents life and fertility while creating a visual bridge to the natural landscape of the Pacific Northwest.

By featuring these motifs, the design serves as a culturally significant community asset that honors Vietnamese history while remaining grounded in its local Seattle context.



# MOTIFS




Chim Lac:  
The Lac bird is a legendary creature of the ancient Vietnamese people and is considered the totem of the inhabitants of the Dong Son culture.

As a symbol, the Lac bird is both familiar and sacred. The Lac bird rises high and wide like the aspiration to conquer the sky. The Lac bird symbolizes the dream of transcending space despite storms and challenges.



Leaf  
Symbolism primarily features in agricultural, cosmic, and betel-and-areca motifs, representing life, fertility, and marital union




Design options  
Different designs may be easier/harder to create stencil of. But may be worth effort if we like the look.

STENCILS/VISUAL THEME



# COLOR PALETTE



The final color palette picked is the most eye-catching. It also incorporates PNW colors as well as colors more commonly seen in Southeast Asia.

# INSTALLATION PROCESS

Ladders will be utilized as needed to reach the upper sections of the wall safely. The project will utilize high-quality, weather-resistant materials designed for exterior concrete surfaces:



- Acetate/vinyl stencil sheets OR 1/8 inch thick MDF board
- Paint primer
- Exterior acrylic mural/house paints
- Paintbrushes/Rollers
- Paint pans
- Buckets (for cleaning)
- Drop cloth (to protect sidewalk from paint splatter)
- Ladder (if needed)

# INSTALLATION PROCESS

The mural will be installed on the existing concrete retaining wall over a multi-day period. The process is organized into the following phases:

1. **Landscaping** – FLS will be working with Plantscapes to remove all vegetation one week prior to cleaning and painting.
2. **Site prep** – The CIDBIA will coordinate cleaning and powerwashing the concrete surface of the retaining wall to remove debris. A 48-hour drying period will be observed following the powerwash before any materials are applied.
3. **Priming and Base Layer** – Following the drying period, FLS will coordinate volunteers to apply a layer of exterior-grade primer to the wall. Once the primer has cured, volunteers will return the following day to apply the mural's base colors using rollers and brushes.
4. **Stencil Application and Detailing** – On the final day of installation, volunteers will apply the design using stencils. The stencils will be constructed from either acetate/vinyl sheets or 1/8-inch thick MDF board. The stencils will be applied by using spray paint to transfer the motifs onto the prepped surface.