

# 2013 Election Report

February 5, 2014



Data compiled by  
Polly Grow, Campaign Finance Auditor  
Bob DeWeese, IT Professional  
Amelia Haselkorn, Intern

## **About the Seattle Ethics and Elections Commission**

The Commission is a seven-member, citizen body that interprets, administers and enforces the Seattle Elections Code, Ethics Code, Election Pamphlet Code and Whistleblower Protection Code. Three members are appointed by the Mayor; three are appointed by the City Council and the seventh is appointed by the other six. All seven are confirmed by the City Council. The term of office for a commissioner is three years.

## **Seattle Ethics and Elections Commission Members**

Bill Sherman, Chair  
Richard Cohan, Vice Chair  
Brad Axel  
Bruce Carter  
Lorena González  
David Mendoza  
Kendee Yamaguchi

## **Commission Staff**

**Wayne Barnett**      **684-8577**  
Executive Director  
[wayne.barnett@seattle.gov](mailto:wayne.barnett@seattle.gov)

**Anthony Adams**      **684-8576**  
Administrative Specialist II  
[Anthony.adams@seattle.gov](mailto:Anthony.adams@seattle.gov)

**Polly Grow**      **615-1248**  
Strategic Advisor, Campaign Fin.  
[polly.grow@seattle.gov](mailto:polly.grow@seattle.gov)

**Robert B. DeWeese**      **684-8579**  
Information Tech. Professional  
[bob.deweese@seattle.gov](mailto:bob.deweese@seattle.gov)

**Gary Keese**      **684-0595**  
Sr. Training & Ed. Coordinator  
[gary.keese@seattle.gov](mailto:gary.keese@seattle.gov)

**Kate Flack**      **684-8578**  
Strategic Advisor, Investigator  
[kate.flack@seattle.gov](mailto:kate.flack@seattle.gov)

**Chris Thomas**      **615-0091**  
Strategic Advisor, Investigator  
[chris.thomas@seattle.gov](mailto:chris.thomas@seattle.gov)

### **Commission Mailing Address**

P.O. Box 94729  
Seattle, WA 98124-4729

### **Commission Street Address**

700 Fifth Avenue, Suite 4010  
Seattle, WA 98104  
*US Postal Service does NOT deliver to this address*

**Phone:** (206) 684-8500  
**e-mail:** [ethicsandelections@seattle.gov](mailto:ethicsandelections@seattle.gov)

**Fax:** (206) 684-8590  
**Web:** [www.seattle.gov/ethics](http://www.seattle.gov/ethics)

## **Biennial Report on Election Financing**

The SEEC, following the biennial elections for municipal officeholders, publishes a report showing the money raised and spent promoting or opposing candidates and ballot issues.

Charts showing the contributions to, and expenditures by, candidate and ballot issue committees are also available on the Commission's web site: [www.seattle.gov/elections](http://www.seattle.gov/elections). Visitors to the web site can access to up-to-date figures on:

➤ **Total Contributions (in Dollars) and Total number of Contributors** to each and every campaign committee, together with charts breaking down the data by the

- ✦ Contributor type (individual, business, PAC, etc.)
- ✦ Contribution size (\$25 and under, \$100 - \$399, \$400 - \$599, etc.)
- ✦ Contribution area (broken down by Seattle neighborhood);

➤ **Total Expenditures** made by each and every campaign committee, including Independent Expenditures with breakdowns on what each campaign spent funds on (Literature and mail, fundraising, advertising, etc.).

Visitors to the web site can also get a list of every contributor of more than \$25 to every campaign, and can search the Commission's database by name, or by employer.

This report does not include all of the charts and graphs already available on the web site. Instead, this report provides some information placing the financing of the 2013 election season in historical context, and provides some information that is not readily accessible at our web site.

*This report covers all disclosed activity from the beginning of the 2013 election cycle through December 12, 2013.*

## **Summary of 2013 Contributions**

**Tables 1 and 2** on the following pages list the total amount of contributions received by each person who registered their candidacy with the Commission, and ballot issue committee organized into three categories:

- contributions and loans from the candidate;
- miscellaneous receipts, such as proceeds from t-shirt sales or transfers from a previous committee for the same office;
- contributions from individuals (excluding the candidate) and groups.

The tables also detail the number of contributors, other than the candidate, to each campaign and the average size of the contribution from those contributors.

**Table 1**

Candidates	Total Contributions	Candidate	Misc/Prev. Campaign	Individuals & Groups		
				Amount	No.	Average
<b>Mayor</b>						
Tim Burgess	\$246,560	\$5,792	\$0	\$240,768	805	\$299.09
Joey Gray	\$10,016	\$2,026	\$0	\$ 7,990	39	\$204.87
Bruce A. Harrell	\$269,373	\$5,500	\$264	\$ 263,609	1,130	\$233.28
Kate Martin	\$10,263	\$3,524	\$390	\$ 6,349	52	\$122.10
Mary Martin	\$0	\$0.00	\$0	\$0	0	\$0.00
<b>Mike McGinn (I)</b>	\$469,170	\$5,900	\$500	\$ 462,770	2,222	\$208.27
Doug McQuaid	\$0	\$0	\$0	\$0	\$0.00	\$0.00
<b>Ed Murray (E)</b>	\$794,737	\$700	\$0	\$ 794,037	3,224	\$246.29
Peter Steinbrueck	\$200,751	\$500	\$0	\$ 200,251	1,112	\$180.08
Charlie Staadecker	\$202,006	\$700	\$0	\$201,306	661	\$304.55
<b>All Committees</b>	<b>\$2,202,876</b>	<b>\$24,642</b>	<b>\$1,154</b>	<b>\$ 2,177,080</b>	<b>9,245</b>	<b>\$235.49</b>

<b>City Attorney</b>						
<b>Pete Holmes (I, E)</b>	\$41,417	(\$4,604)	\$1,894	\$ 44,127	286	\$154.29
<b>All Committees</b>	<b>\$41,417</b>	<b>(\$4,604)</b>	<b>\$1,894</b>	<b>\$ 44,128</b>	<b>286</b>	<b>\$154.29</b>

<b>Council Pos. 2</b>						
Brian Carver	\$23,419	\$10,567	\$11	\$ 12,841	147	\$87.35
<b>Richard Conlin (I)</b>	\$241,527	\$0	\$100	\$ 241,427	1,264	\$191.00
<b>Kshama Sawant (E)</b>	\$137,792	\$100	\$7	\$ 136,886	1485	\$92.72
<b>All Committees</b>	<b>\$402,738</b>	<b>\$10,667</b>	<b>\$118</b>	<b>\$ 391,953</b>	<b>2,896</b>	<b>\$135.34</b>

<b>Council Pos. 4</b>						
<b>Sally Bagshaw (I, E)</b>	\$107,076	\$303	\$0	\$ 106,773	444	\$240.48
<b>Sam Bellomio</b>	\$0	\$0	\$0	\$0	0	\$0.00
<b>All Committees</b>	<b>\$107,076</b>	<b>\$303</b>	<b>0</b>	<b>\$ 106,773</b>	<b>444</b>	<b>\$240.48</b>

<b>Council Pos. 6</b>						
<b>Nick Licata (I, E)</b>	\$93,694	\$16	0	\$ 93,678	768	\$121.98
<b>Edwin Fruit</b>	\$0	\$0	\$0	\$0	0	\$0.00
<b>All Committees</b>	<b>\$93,694</b>	<b>\$16</b>	<b>0</b>	<b>\$ 93,678</b>	<b>768</b>	<b>\$121.98</b>

<b>Council Pos. 8</b>						
David Ishii	\$0	\$0	\$0	\$0	0	\$0.00
<b>Mike O'Brien (I, E)</b>	\$147,862	\$4,700	\$871	\$ 142,291	1,881	\$75.65
<b>Albert Shen</b>	\$184,546	\$3,537	\$0.00	\$ 181,009	718	\$252.10
<b>All Committees</b>	<b>\$332,408</b>	<b>\$8,237</b>	<b>\$871</b>	<b>\$ 323,300</b>	<b>2,599</b>	<b>\$124.39</b>

<b>All Council Committees</b>	<b>\$935,916</b>	<b>\$19,223</b>	<b>\$989</b>	<b>\$ 915,704</b>	<b>6,707</b>	<b>\$136.53</b>
-------------------------------	------------------	-----------------	--------------	-------------------	--------------	-----------------

**Table 2**

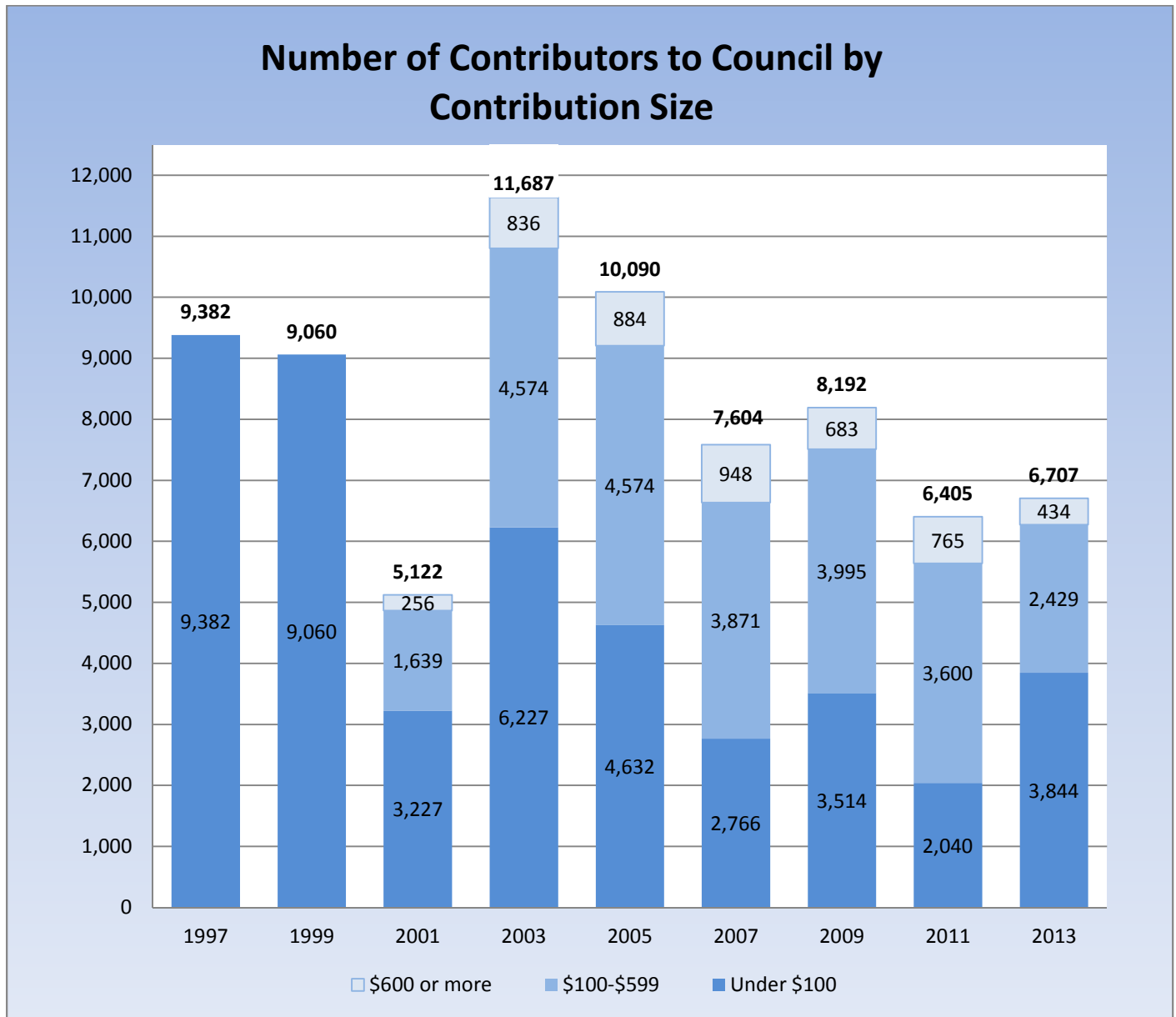
<b>Ballot Issues</b>	<b>Total Contributions</b>	<b>Misc.</b>	<b>Individuals and Groups</b>		
			<b>Amount</b>	<b>No.</b>	<b>Average</b>
<b>Proposition 1 – Public Financing of Campaigns</b>					
Fair Elections Seattle	\$96,280	\$0	\$96,280	294	\$327.48
All Committees	\$96,280	\$0	\$96,280	294	\$327.48
<b>Charter Amendment 19 – Council Districts</b>					
Seattle Districts Now	\$309,372	\$13	\$309,359	97	\$3,189.27
Choices Not Districts	\$5,415	\$0	\$5,415	13	\$416.54
<b>All Committees</b>	<b>\$314,787</b>	<b>\$13</b>	<b>\$314,774</b>	<b>110</b>	<b>\$2,861.58</b>
<b>All Ballot Issue Committees</b>	<b>\$411,067</b>	<b>\$13</b>	<b>\$411,054</b>	<b>404</b>	<b>\$1,017.46</b>

## The 2013 City Council Contests in Context

### 1. The number of small contributions to City Council campaigns rose sharply while larger contributions declined.

For the first time in ten years, the number of low-dollar contributors exceeded the number of higher dollar contributors.<sup>1</sup> While the total number of contributors to council candidates increased slightly from 2011, the number of contributors making contributions of under \$100 almost doubled.

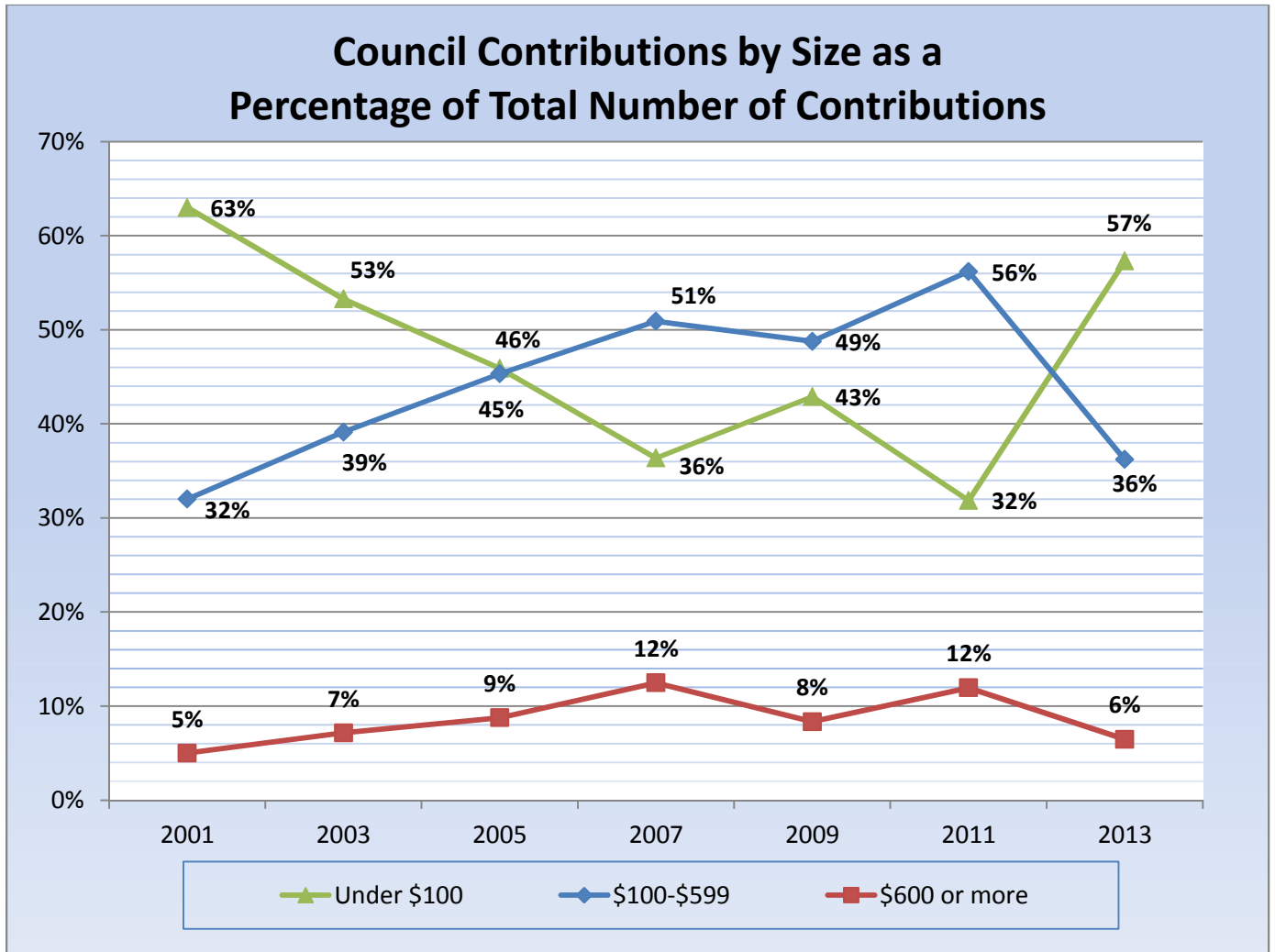
Contributors in the mid-range (\$100-\$599) were down by 33% since the 2011 election cycle. Contributors at the high-range (over \$600) were down 43%.



<sup>1</sup> This number factors out individual contributors who made more than one contribution to a single campaign, but counts as two contributors one individual who gave to two campaigns, as three contributors one individual who gave to three campaigns, and so on.

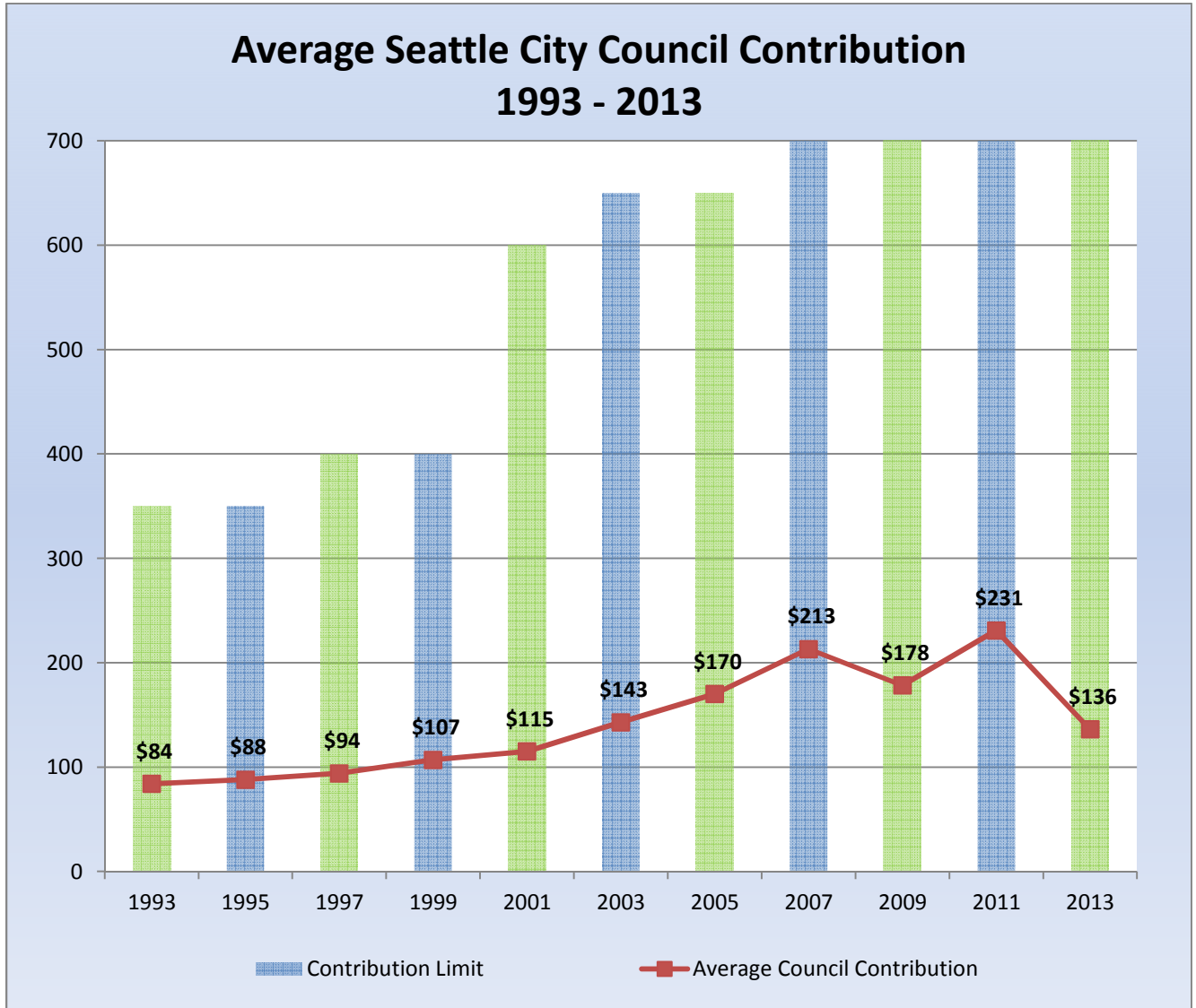
**2. Percentage of low-dollar contributors surpasses mid- and high-range contributors.**

For the past three election cycles, the number of mid-range contributors (\$100-\$599) has outnumbered low-dollar contributors (under \$100). In 2013, low-dollar contributors mid- and high-dollar contributors combined.



**3. The average value of contributions to City Council campaigns fell sharply in 2013.**

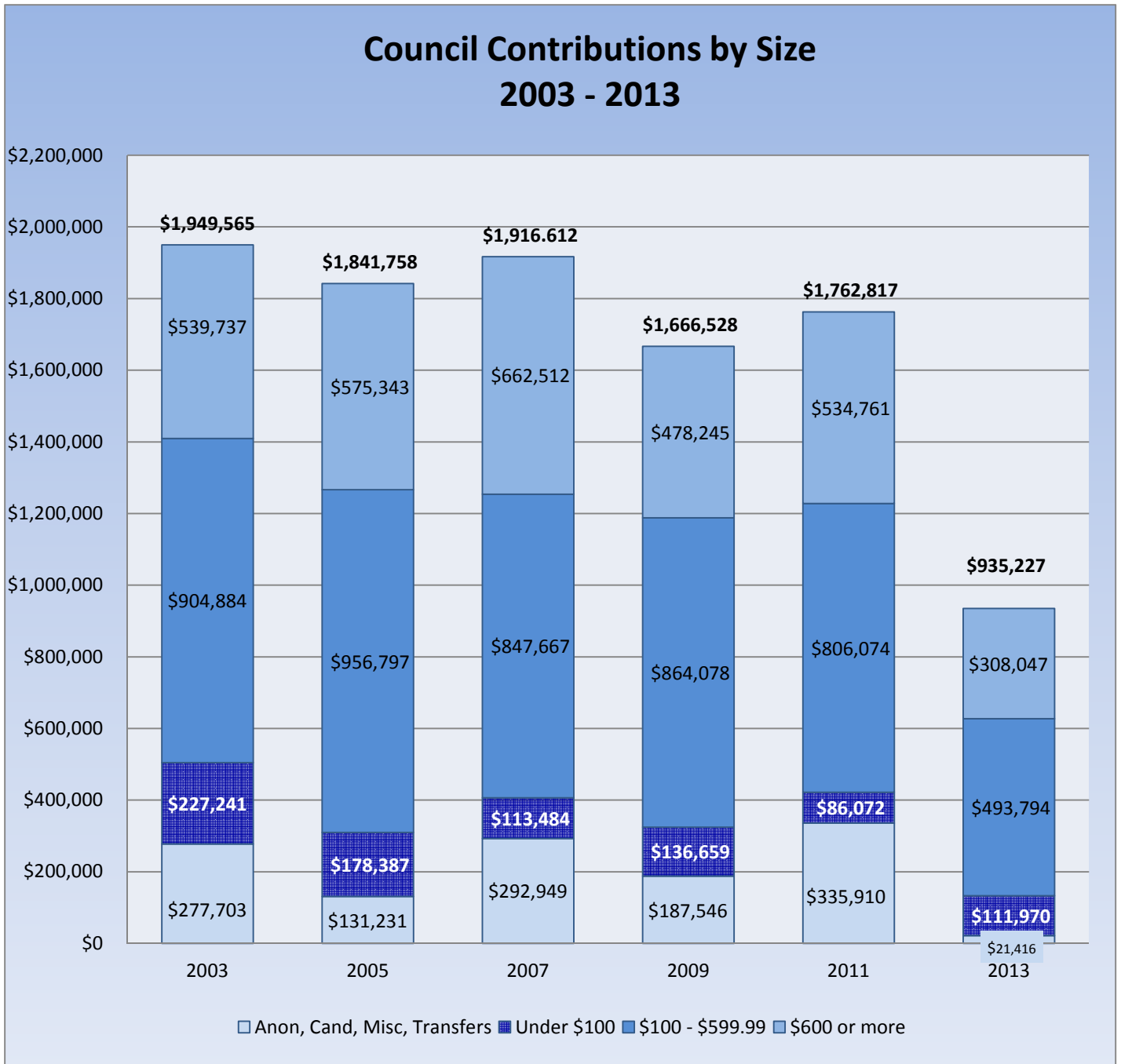
The average value of contributions to City Council campaigns dropped from \$231 in 2011 to just \$136 in 2013, a 40% drop.





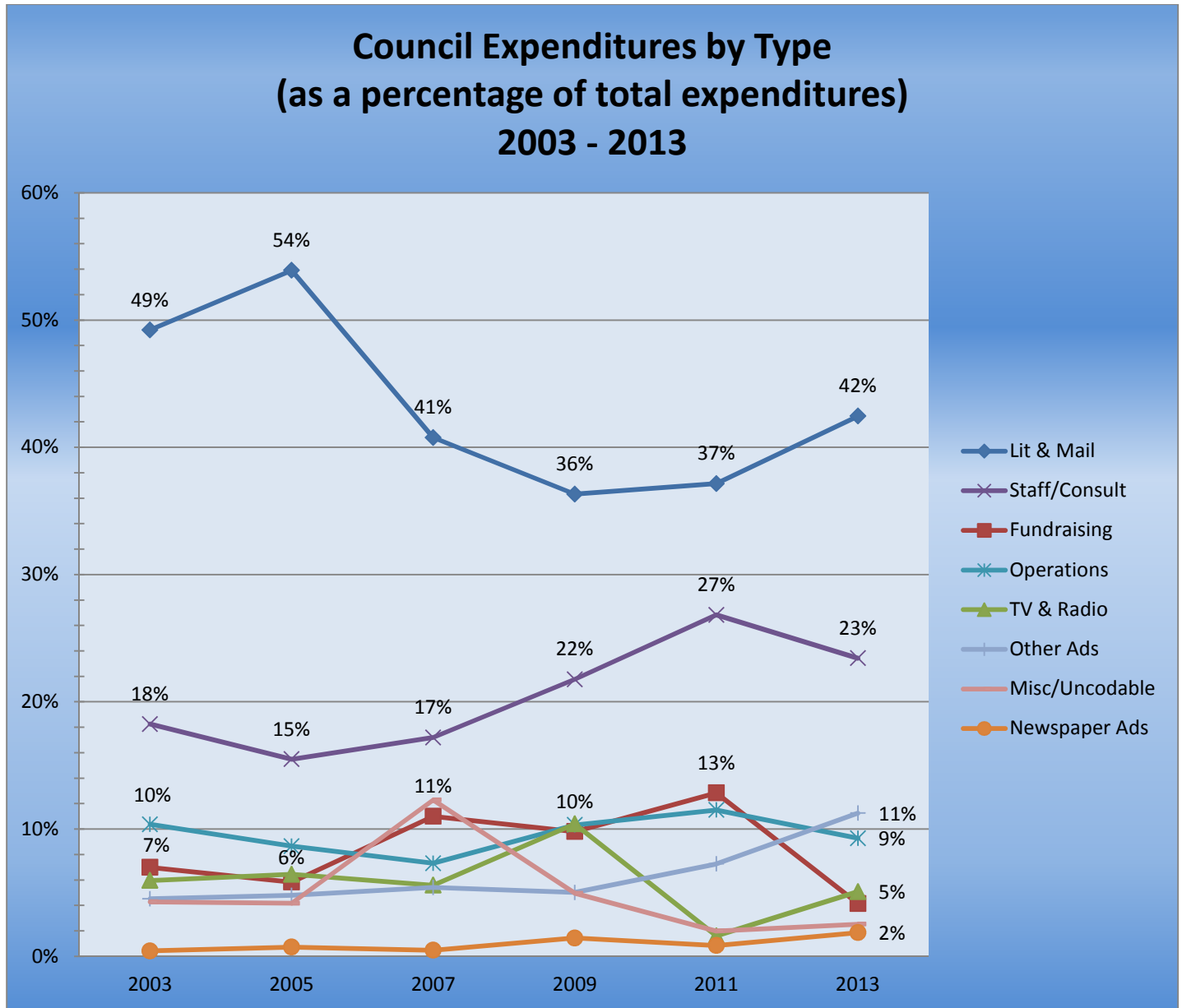
**4. Total Council Campaign Fundraising.**

The total dollars contributed to Council campaigns was significantly lower than usual.



**5. Money spent on literature and mail continued to rise, and money spent on fundraising fell by half.**

Literature and mail were still the spending priority for council candidates. Money spent on other ads, presumably on-line advertising, continued to rise steadily.

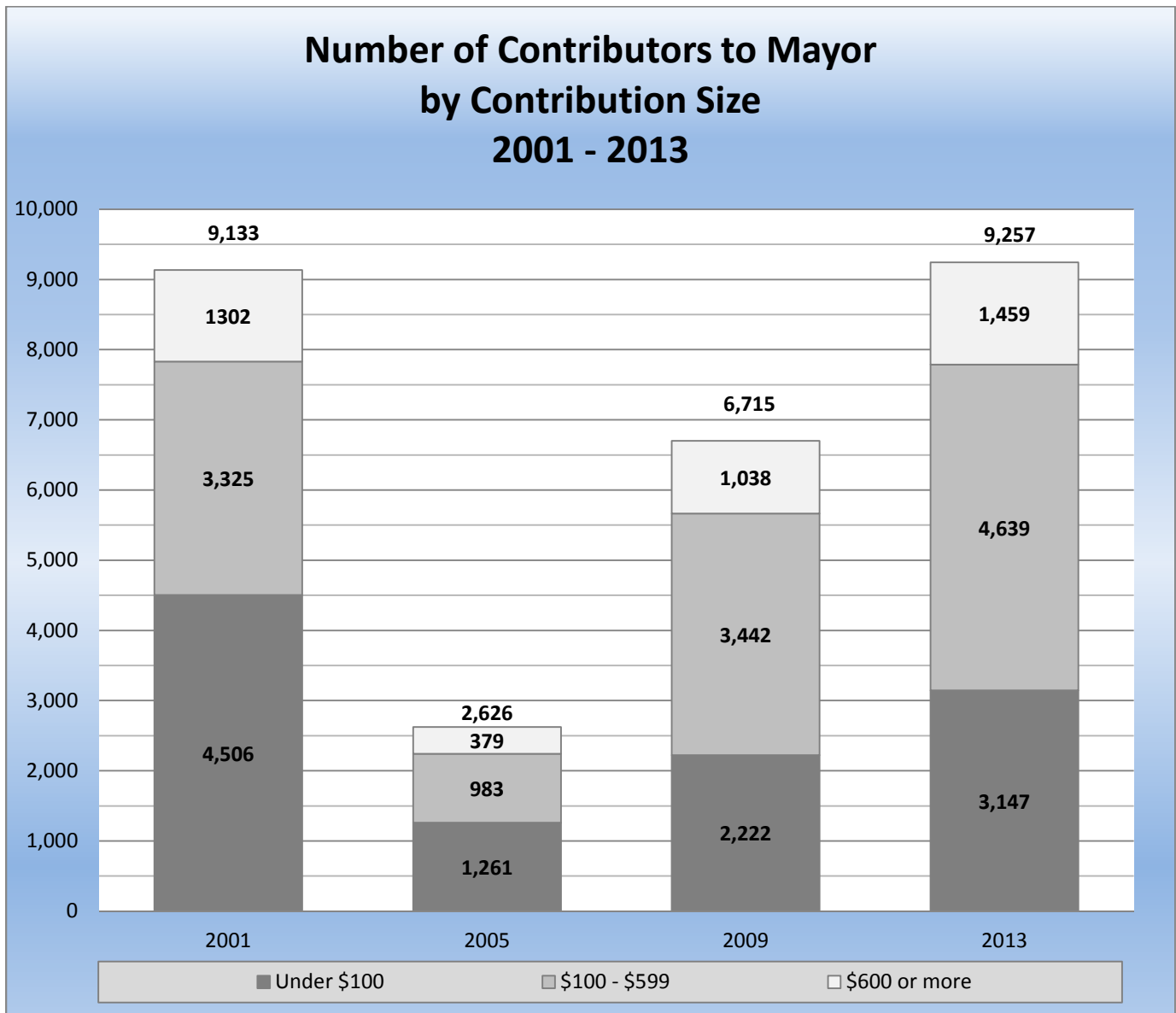


## The 2013 Mayoral race in context

In 2013, six candidates for Mayor raised more than \$200,000, making this the most expensive mayor's race in years.

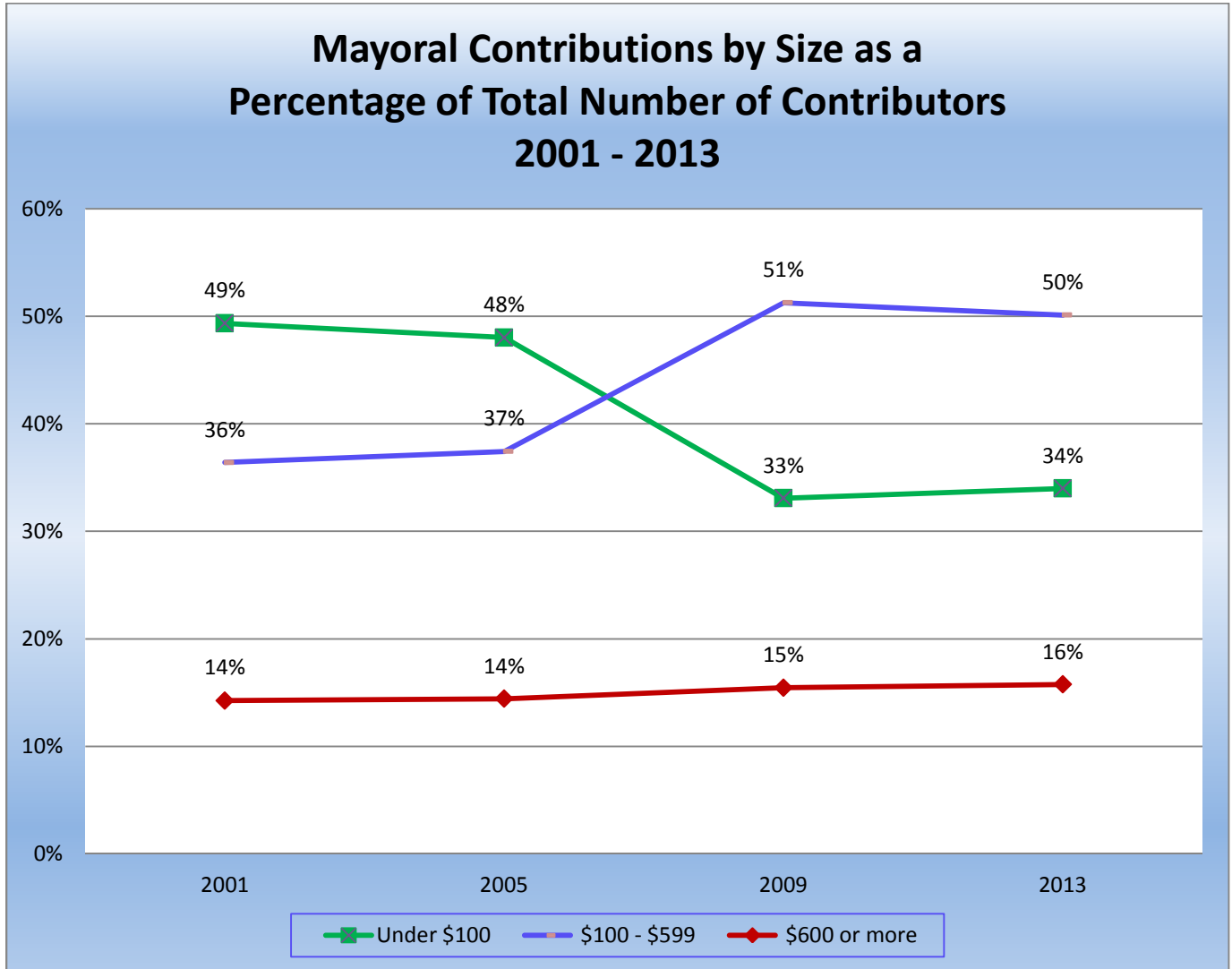
For the first time since 2001, the number of contributors to mayoral candidates (9,257) exceeded the number of contributors to Council candidates (6,707).

### 6. Number of Contributions by Contribution Size



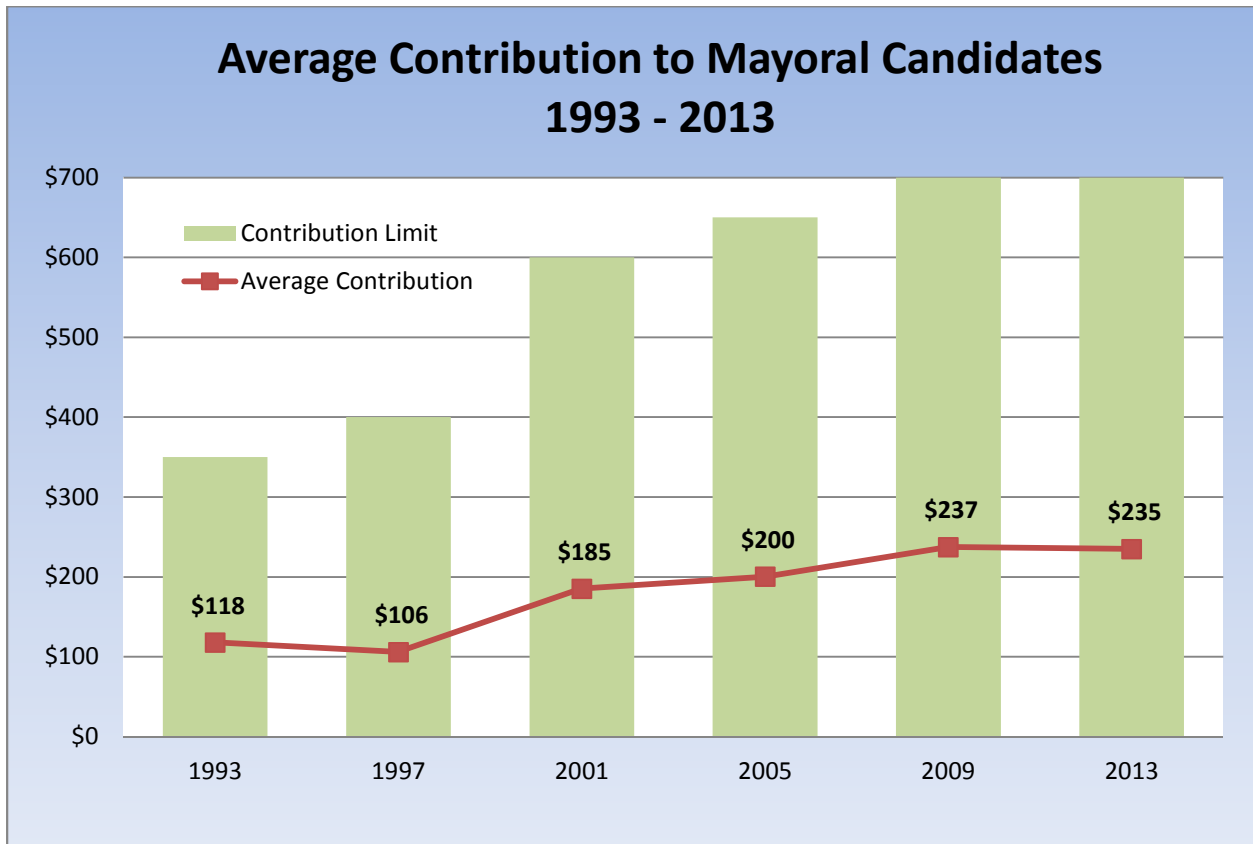
## 7. Contributions by Size as a percentage of total contributions

For the second cycle in a row, low-dollar contributions (under \$100) made up a third of all contributions raised in the Mayoral race. Prior to 2009, half of all contributions to the Mayor's race were at the under \$100 level.



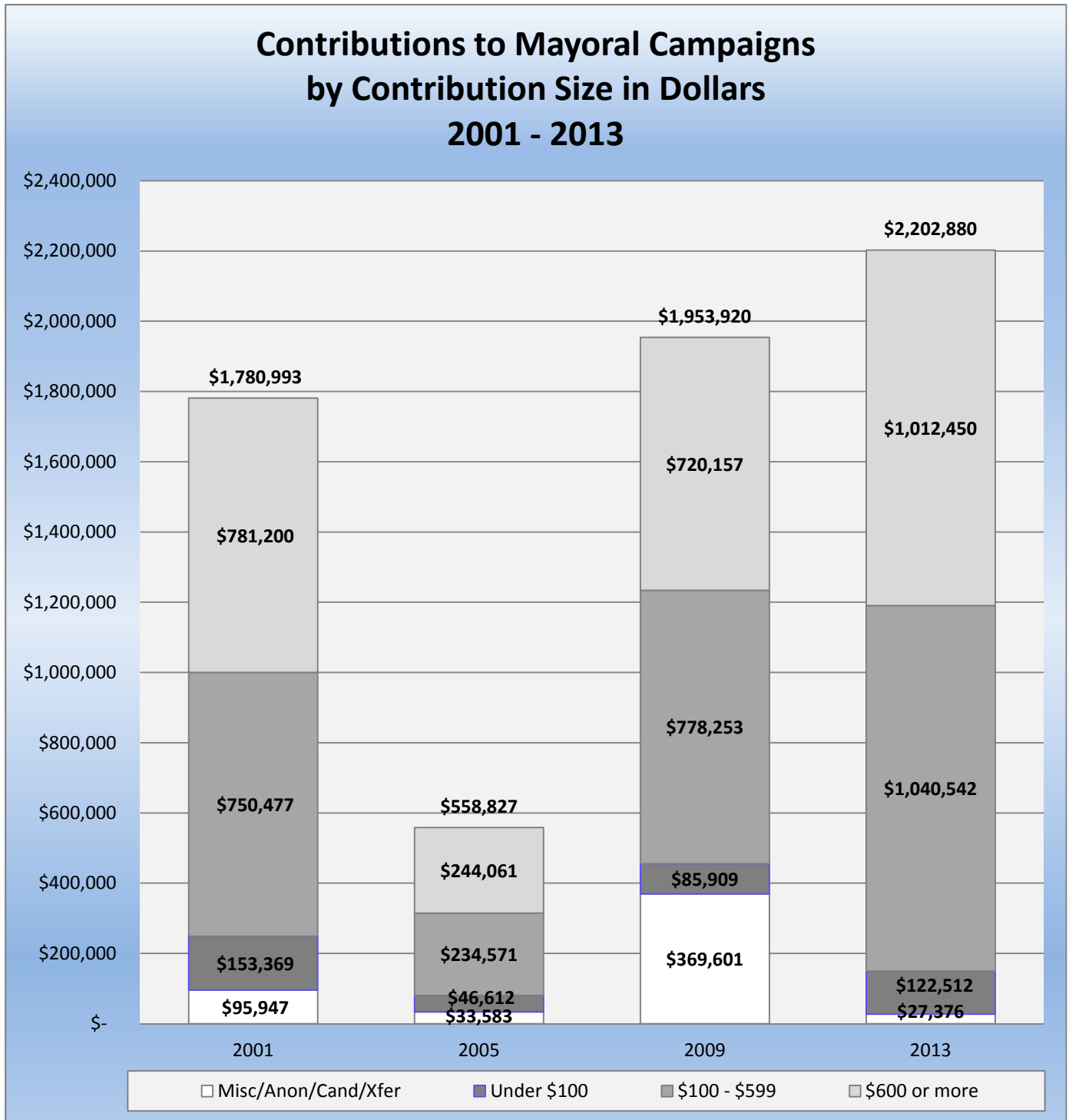
## 8. Average Contribution Size

The average contribution remained virtually constant, dipping slightly from \$237 in 2009 to \$235 in 2013.

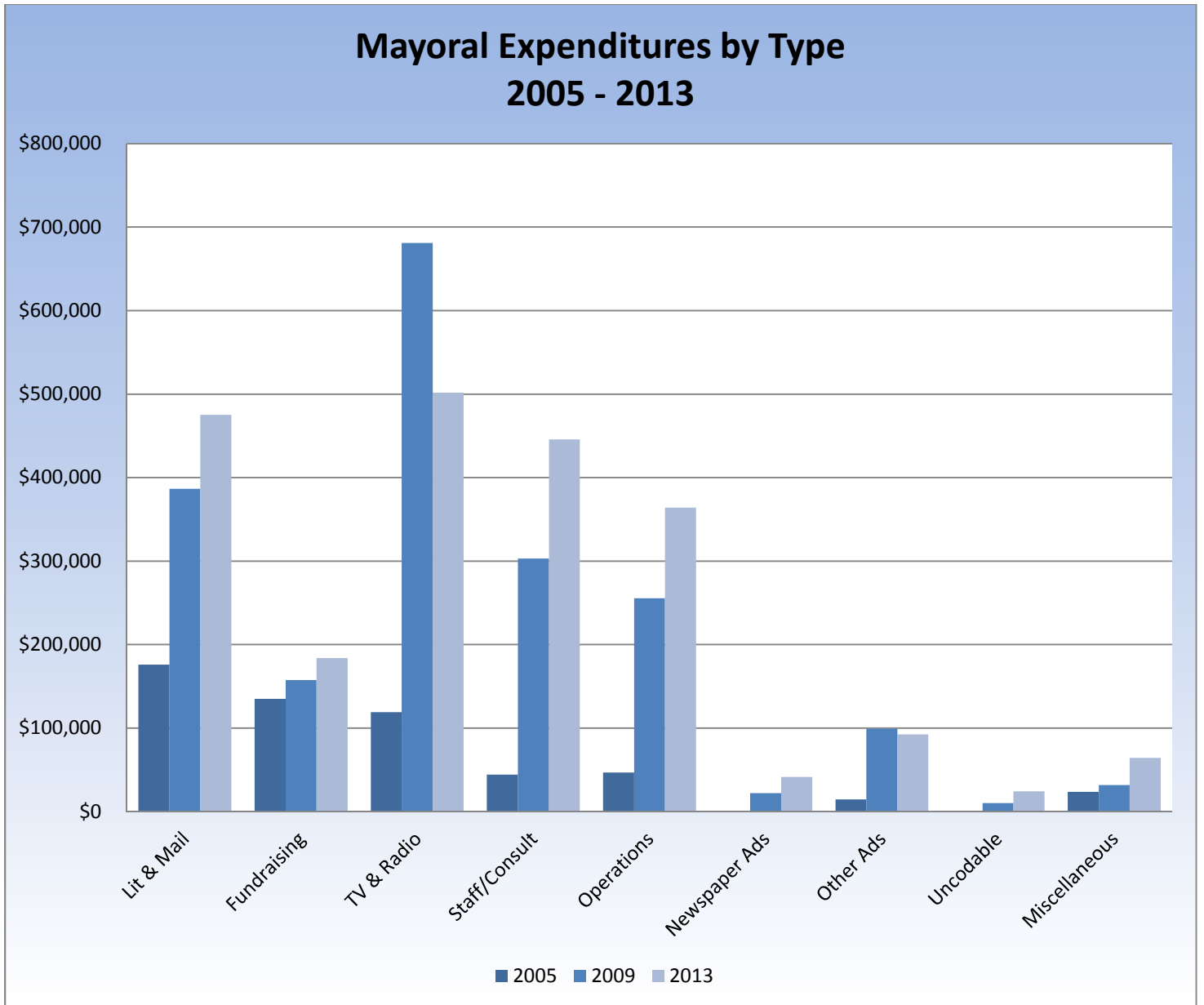


## 9. Contributions by size

The funds raised in contributions of more than \$600 exceeded \$1 million for the first time.

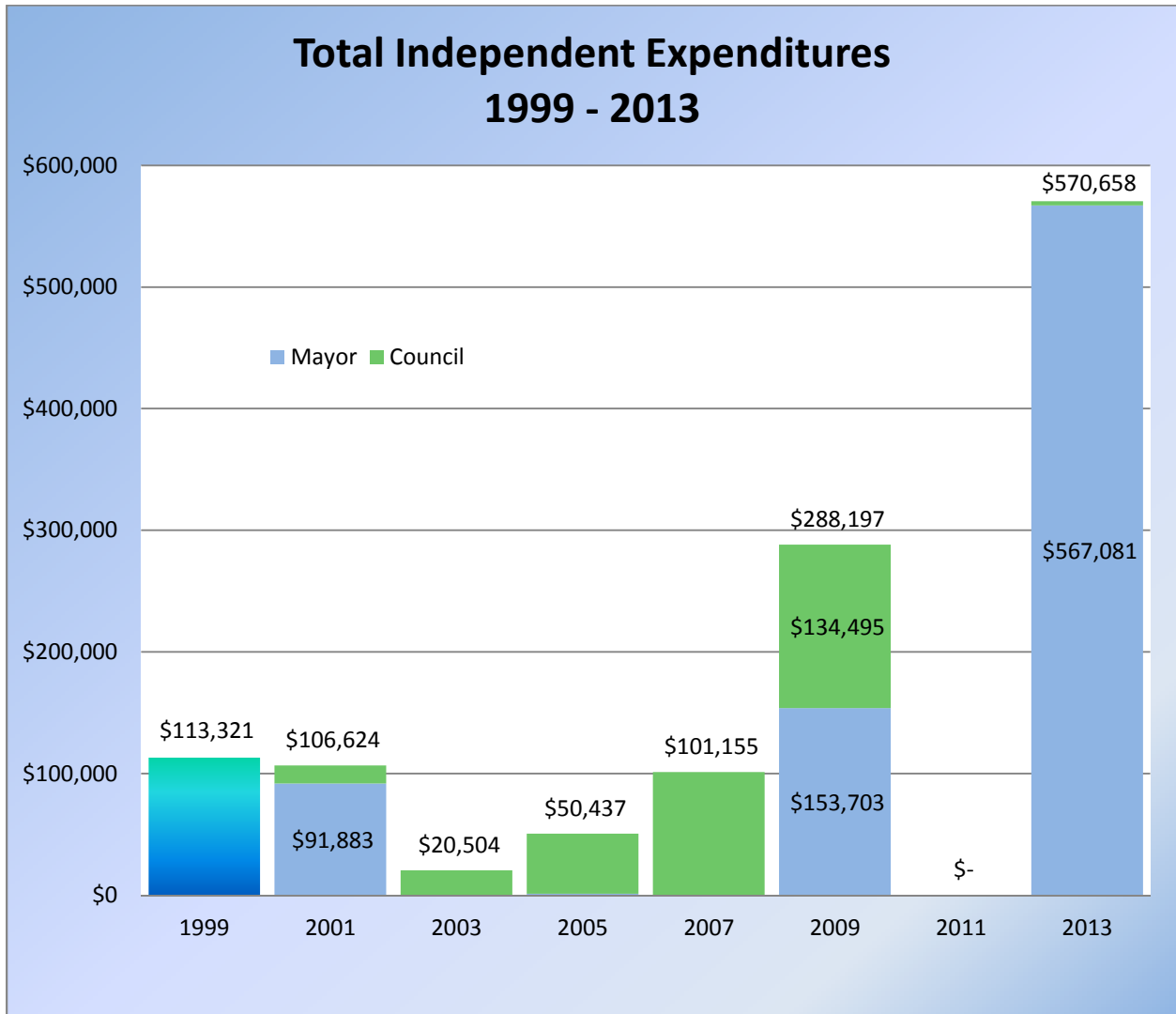


## 11. Expenditures by type



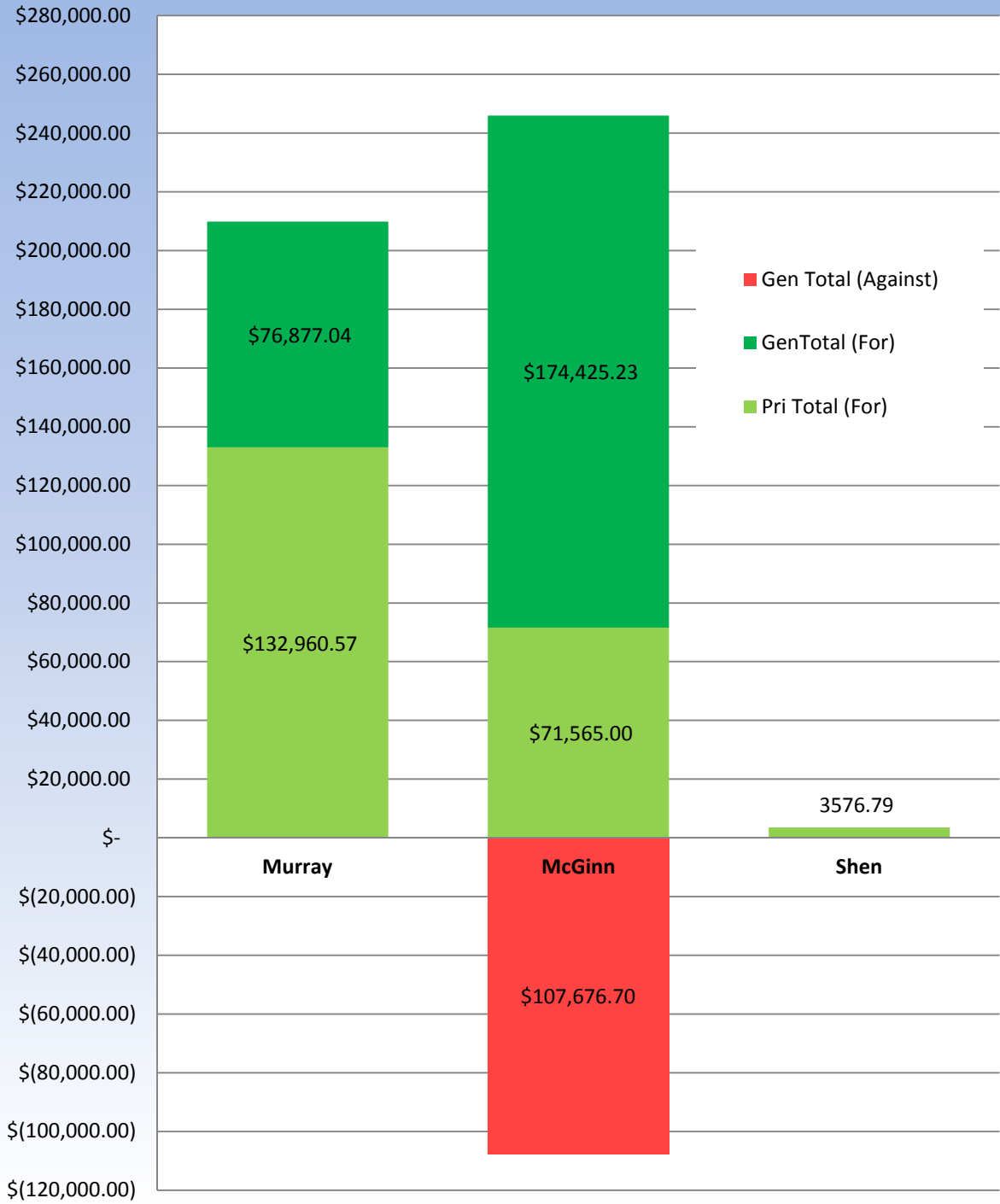
## Independent Expenditures

Independent spending on the mayor's race almost quadrupled between 2009 and 2013, rising from \$153,703 to \$567,081. Independent spending on Council races totaled only \$3,577 in 2013.





## Independent Expenditures in 2013



### **The Council ends transfers between campaigns.**

In 2012, the Council enacted legislation To bar candidates from carrying over campaign funds from one election cycle to the next. There was a transition period in 2012 when candidates had the option of rolling funds from their prior campaign over to the new campaign. Most candidates opted to dispose of their surplus in other ways.

#### 14. Top 20 Contributors to all 2013 Candidates

<b>B. Gerald Johnson</b>	<b>\$5,000</b>
Mayor	
Tim Burgess	\$700
Bruce Harrell	700
Ed Murray	700
Peter Steinbrueck	700
City Attorney	
Pete Holmes	500
City Council	
Sally Bagshaw	500
Richard Conlin	700
Nick Licata	500

<b>Matt Griffin</b>	<b>\$4,700</b>
Mayor	
Tim Burgess	\$700
Ed Murray	700
City Attorney	
Pete Holmes	700
City Council	
Sally Bagshaw	700
Richard Conlin	700
Mike O'Brien	700
Albert Shen	500

<b>Maryanne Tagney-Jones</b>	<b>\$4,625</b>
Mayor	
Tim Burgess	\$700
Bruce Harrell	125
Mike McGinn	700
Ed Murray	700
Peter Steinbrueck	500
Sally Bagshaw	700
Richard Conlin	700
Mike O'Brien	500

<b>NUCOR/NUCOR PAC</b>	<b>\$4,550</b>
Mayor	
Bruce Harrell	\$700
Mike McGinn	700
Ed Murray	700
Peter Steinbrueck	700
City Council	
Richard Conlin	700
Nick Licata	350
Mike O'Brien	350
Albert Shen	350

<b>Ann P. Wyckoff</b>	<b>\$4,500</b>
Mayor	
Tim Burgess	\$700
Bruce Harrell	700
Mike McGinn	500
Ed Murray	500
Charlie Staadecker	700
City Council	
Sally Bagshaw	700
Richard Conlin	700

<b>Richard Hedreen</b>	<b>\$4,200</b>
Mayor	
Tim Burgess	\$700
Ed Murray	700
Charlie Staadecker	700
Peter Steinbrueck	700
Council	
Richard Conlin	700
Albert Shen	700

<b>Elizabeth (Betty) Hedreen</b>	<b>\$4,200</b>
Mayor	
Tim Burgess	\$700
Ed Murray	700
Charlie Staadecker	700
Peter Steinbrueck	700
City Council	
Richard Conlin	700
Albert Shen	700

<b>IBEW Local 77 PAC</b>	<b>\$4,200</b>
Mayor	
Bruce Harrell	\$700
Ed Murray	700
City Council	
Sally Bagshaw	700
Brian Carver	700
Nick Licata	700
Mike O'Brien	700

<b>WA State Council of County &amp; City Employees PAC</b>	<b>\$4,200</b>
Mayor	
Tim Burgess	\$700
Bruce Harrell	700
Ed Murray	700
City Council	
Sally Bagshaw	700
Richard Conlin	700
Nick Licata	700

<b>Seattle Police Officers Guild PAC</b>	<b>\$4,200</b>
Mayor	
Mike McGinn	\$700
Ed Murray	700
City Council	
Sally Bagshaw	700
Richard Conlin	700
Nick Licata	700
Mike O'Brien	700

<b>Muckleshoot Indian Tribe</b>	<b>\$4,200</b>
Mayor	
Mike McGinn	\$700
Ed Murray	700
City Council	
Sally Bagshaw	700
Richard Conlin	700
Nick Licata	700
Albert Shen	700

<b>Kevin Daniels</b>	<b>\$4,100</b>
Mayor	
Tim Burgess	\$500
Bruce Harrell	500
Mike McGinn	700
Ed Murray	700
Peter Steinbrueck	500
City Council	
Richard Conlin	700
Nick Licata	500

<b>John C. "Jack" McCullough, Jr.</b>	<b>\$4,100</b>
Mayor	
Tim Burgess	\$700
Bruce Harrell	500
Mike McGinn	500
Ed Murray	700
City Council	
Sally Bagshaw	700
Richard Conlin	700
Mike O'Brien	300

<b>Rollin Fatland</b>	<b>\$4,000</b>
Mayor	
Mike McGinn	700
Ed Murray	700
Peter Steinbrueck	250
City Attorney	
Pete Holmes	200
City Council	
Sally Bagshaw	250
Richard Conlin	700
Nick Licata	300
Mike O'Brien	700
Albert Shen	200

<b>Thomas L. McQuaid, Jr.</b>	<b>\$4,000</b>
Mayor	
Tim Burgess	700
Mike McGinn	700
Ed Murray	700
Peter Steinbrueck	500
City Council	
Richard Conlin	700
Nick Licata	700

<b>John Stephan Banchero, Jr. First South Properties, LLC</b>	<b>\$3,800</b>
Mayor	
Tim Burgess	\$500
Bruce Harrell	500
Mike McGinn	700
Ed Murray	700
Council	
Sally Bagshaw	500
Richard Conlin	400

<b>Joanne M. Roberts</b>	<b>\$3,700</b>
Mayor	
Mike McGinn	700
Ed Murray	700
Peter Steinbrueck	700
City Council	
Sally Bagshaw	700
Richard Conlin	700
Nick Licata	200

<b>Linda Larson</b>	<b>\$3,600</b>
Mayor	
Tim Burgess	700
Ed Murray	700
City Attorney	
Pete Holmes	500
City Council	
Sally Bagshaw	500
Richard Conlin	700
Nick Licata	500

<b>Professional &amp; Technical Employees Local 17 PAC (IFPTE)</b>	<b>\$3,600</b>
Mayor	
Mike McGinn	700
City Attorney	
Pete Holmes	100
City Council	
Sally Bagshaw	700
Richard Conlin	700
Nick Licata	700
Mike O'Brien	700

<b>Jerald Farley Consumer Fireworks Safety Assn. PAC</b>	<b>\$3,600</b>
Mayor	
Bruce Harrell	550
Ed Murray	200
Charlie Staadecker	700
City Council	
Sally Bagshaw	500
Richard Conlin	700
Nick Licata	700
Albert Shen	250

<b>John C. Blackman</b>	<b>\$3,600</b>
Mayor	
Tim Burgess	700
Ed Murray	700
Charlie Staadecker	700
City Council	
Sally Bagshaw	700
Richard Conlin	550
Albert Shen	250

<b>Victor Odermat</b>	<b>\$3,600</b>
Mayor	
Tim Burgess	700
Bruce Harrell	500
Mike McGinn	500
Charlie Staadecker	700
City Council	
Sally Bagshaw	500
Richard Conlin	700

## 15. Top 20 Employers of Contributors to City Council Candidates

The chart below shows the aggregate of contributions from contributors who list the entity named below as their employer. Contributions from the employer, if any, are not included in these totals.

1. NOT EMPLOYED	\$532,561
2. CITY OF SEATTLE	\$74,625
3. STATE OF WASHINGTON	\$62,170
4. MICROSOFT	\$36,755
5. KING COUNTY	\$23,339
6. VULCAN NORTHWEST	\$17,657
7. FEDERAL GOVERNMENT	\$14,711
8. THE BOEING COMPANY	\$14,661
9. AMAZON.COM	\$14,525
10. K&L GATES LLP	\$11,960
11. WINDERMERE REAL ESTATE	\$11,810
12. SVR DESIGN CO	\$11,415
13. PERKINS COIE LLP	\$9,900
14. FOSTER PEPPER PLLC	\$9,700
15. PROVIDENCE/SWEDISH HOSPITAL	\$9,685
16. GROUP HEALTH COOPERATIVE	\$8,050
17. R C HEDREEN CO	\$7,750
18. PINE STREET DEVELOPMENT LLC	\$7,290
19. PACIFICA LAW GROUP	\$7,200
20. EMERALD SERVICES INC / CEDAR GROVE	\$7,175

## 16. 2013 City Office and Ballot Issue Vote Returns

Compiled from reports prepared by King County Elections  
<http://www.kingcounty.gov/elections.aspx>.

This report shows the turnout per race in addition to the total City turnout.

<b>City of Seattle Primary Vote Returns August 6, 2013</b>		
<u>Ballots Cast</u>	<u>Registered Voters</u>	<u>Turnout</u>
<b>144,306</b>	<b>412,847</b>	<b>34.95%</b>

<b>City of Seattle Mayor</b>		
Doug McQuaid	2,546	1.80%
<b>Ed Murray</b>	<b>42,314</b>	<b>29.85%</b>
Kate Martin, planner	2,479	1.75%
Bruce A. Harrell	21,580	15.22%
<b>Mike McGinn</b>	<b>40,501</b>	<b>28.57%</b>
Peter Steinbrueck	22,913	16.16%
Mary Martin, factory worker	1,498	1.06%
Joey Gray	1,318	0.93%
Charlie Staadecker	6,288	4.44%
Write-in	334	0.24%

<b>City of Seattle Council Position No. 2</b>		
<b>Kshama Sawant</b>	<b>44,458</b>	<b>35.06%</b>
Brian Carver	21,107	16.64%
<b>Richard Conlin</b>	<b>60,537</b>	<b>47.74%</b>
Write-in	712	0.56%

<b>City of Seattle Council Position No. 8</b>		
David Ishii	8,137	6.44%
<b>Mike O'Brien</b>	<b>74,372</b>	<b>58.88%</b>
<b>Albert Shen</b>	<b>43,053</b>	<b>34.08%</b>
Write-in	753	0.60%

Fewer than three candidates filed to run for City Attorney and City Council positions 4 and 6, so there was no primary for those seats. Candidates for those positions appeared on the November ballot only. Candidates in bold above progressed to the General Election.

<b>City of Seattle</b>		
<b>General Election Vote Returns</b>		
<b>November 5, 2013</b>		
<b>Ballots Cast</b>	<b>Registered Voters</b>	<b>Turnout</b>
<b>215,550</b>	<b>410,572</b>	<b>52.50%</b>

<b>Mayor</b>		
Ed Murray	106,384	51.55%
Mike McGinn	97,938	47.45%
Write-in	2,058	1.00%

<b>Council Position No. 4</b>		
Sally Bagshaw	146,908	84.14%
Sam Bellomio	26,582	15.22%
Write-in	1,109	0.64%

<b>City Attorney</b>		
Pete Holmes	128,275	98.05%
Write-in	2,548	1.95%

<b>Council Position No. 6</b>		
Nick Licata	156,222	88.05%
Edwin B. Fruit	20,124	11.34%
Write-in	1,074	0.61%

<b>Council Position No. 2</b>		
Kshama Sawant	93,682	50.67%
Richard Conlin	90,531	48.97%
Write-in	665	0.36%

<b>Council Position No. 8</b>		
Mike O'Brien	117,011	66.84%
Albert Shen	57,434	32.81%
Write-in	607	0.35%

<b>Charter Amendment No. 19</b>		
Creating districts to elect seven of the nine City Council members.		
YES	124,220	65.92%
NO	64,224	34.08%

<b>Seattle Proposition No. 1</b>		
Creating a system of publicly financed Council campaigns.		
YES	96,119	49.63%
NO	97,545	50.37%