

Seattle

Ethics

And

Elections

Commission



2007
Election Report

ABOUT THE SEATTLE ETHICS AND ELECTIONS COMMISSION

The Commission is a seven-member, citizen body that interprets, administers and enforces the Seattle Elections Code, Ethics Code, Election Pamphlet Code and Whistleblower Protection Code. Three members are appointed by the Mayor (confirmed by the City Council), three are appointed by the City Council and the seventh is appointed by the other six and confirmed by the City Council. Members serve three year terms.

Seattle Ethics and Elections Commission Members

Michele Radosevich, Chair

Robert Mahon, Vice Chair

Tarik Burney

Ed Carr

Lynne Iglitzin

Mel Kang

Nancy Miller

Commission Staff

Wayne Barnett

Executive Director

wayne.barnett@seattle.gov

684-8577

Gwen Ford

Administrative Staff Assistant

gwen.ford@seattle.gov

684-8576

Harley Anders

Investigator

harley.anders@seattle.gov

684-8578

Polly Grow

Campaign Finance Auditor

polly.grow@seattle.gov

615-1248

Robert B. DeWeese

Information Tech. Professional

bob.deweese@seattle.gov

684-8579

Mardie Holden

Sr. Training & Education Coordinator

mardie.holden@seattle.gov

684-0595

Commission Mailing Address:

P.O. Box 94729

Seattle, WA 98124-4729

Commission Street Address:

700 Fifth Avenue, Suite 4010

Seattle, WA 98104

USPS does not deliver mail to this address

Phone: (206) 684-8500 **Fax:** (206) 684-8590

E-Mail: ethicsandelections@seattle.gov

Web: <http://www.seattle.gov/ethics>

BIENNIAL REPORT ON ELECTION FINANCING

Pursuant to SMC 2.04.060.H, this office, following the biennial elections for municipal officeholders, publishes a report “setting forth, as to each committee promoting or opposing a candidate or ballot issue on the ballot that year, the amounts and sources of all contributions and the amounts and purposes of all expenditures received by or made by those committees.”

Regularly updated figures showing the contributions to, and expenditures by, candidate and ballot issue committees are available on the Commission’s web site: www.seattle.gov/elections. By clicking on “Charts & Graphs” on the menu and selecting the 2007 election, a visitor to the web site has access to up-to-date figures on:

- the total dollar value of contributions to each and every campaign committee, together with charts breaking down the data by the type of contributor, the size of the contribution, and the area from which the contribution was reported;
- the total number of contributors to each and every campaign committee, together with charts breaking down the data by the type of contributor, the size of the contribution, and the area from which the contribution was reported;
- the total value of expenditures made by each and every campaign committee;

Visitors to the web site can also get a list of every contributor to every campaign, and can search the Commission’s database by name – for example, “John Doe” – or by employer – for example, “City of Seattle.”

This year we are not reproducing the charts and graphs already available on the web site. Past reports have run approximately 50 pages, so printing even ten copies of the report involves a ream of paper. Instead, in this report we’ll provide some information placing the financing of the 2007 election season in historical context, and provide some information that isn’t readily accessible at our web site.

The information in this report was compiled from the disclosure filings of each candidate and ballot issue committee. *The report covers all disclosed activity from the beginning of the 2007 election cycle, May 1, 2004, through February 20, 2008.*

The following is a list of 2007 City Primary election and General election candidates and ballot issues. Candidates who competed in the General election are in **bold**, and names are followed by an “I” (incumbent) and/or an “E” (elected).

City of Seattle Council- Position 1
Lauren Briel Jean Godden (E, I) Robert Sondheim Joe Szwaja

City of Seattle Council- Position 3
Scott Feldman Bruce Harrell (E) John Manning Al Runte Venus Velázquez

City of Seattle Council- Position 5
Tom Rasmussen (E, I)

City of Seattle Council- Position 7
Tim Burgess (E) David Della (I)

City of Seattle Council- Position 9
Robert Brown Sally Clark (E,I) Judy Fenton Stan Lippmann

A. Summary of All 2007 contributions

Tables 1 and 2 below list the total amount of contributions received by each candidate and ballot issue committee from four categories: 1) contributions and loans from the candidate; 2) miscellaneous receipts, such as proceeds from t-shirt sales or transfers from a previous committee for the same office; 3) uncoded receipts, which are small contributions of \$25 or less and are not itemized by campaigns; and 4) contributions from individuals and groups. This chart also details the number of contributors, other than the candidate, to each campaign and the average size of the contribution from those contributors.

	Total Contributions	Candidate	Misc./ Prev Campaign	Uncoded	Individuals & Groups		
					Amount	No.	Average
City of Seattle Council- Position 1							
Lauren Briel	\$15,448	\$1,003	\$1,081	\$5,674	\$7,690	93	\$ 82.69
Jean Godden	\$227,560	\$13,804	\$0	\$11,159	\$202,597	822	\$ 246.47
Robert Sondheim	\$4,750	\$100	\$0	\$705	\$3,945	38	\$ 103.82
Joe Szwaja	\$96,025	\$22,906	\$320	\$17,702	\$55,097	789	\$ 69.83
All Committees	\$343,783	\$37,813	\$1,401	\$35,240	\$269,329	1,742	\$ 154.61
City of Seattle Council- Position 3							
Scott Feldman	\$1,074	\$346	\$0	\$628	\$100	19	\$ 5.26
Bruce Harrell	\$290,077	\$25,660	\$0	\$17,517	\$246,900	1,157	\$ 213.40
John Manning	\$5,783	\$2,636	\$0	\$322	\$2,825	23	\$ 122.83
Al Runte	\$7,316	\$1,286	\$0	\$680	\$5,350	47	\$ 113.83
Venus Velazquez	\$244,864	\$41,343	\$789	\$11,446	\$191,286	862	\$ 221.91
All Committees	\$549,114	\$71,271	\$789	\$30,593	\$446,461	2,108	\$ 211.79
City of Seattle Council- Position 5							
Tom Rasmussen	\$201,795	\$0	\$4,466	\$11,199	\$186,130	826	\$ 225.34
All Committees	\$201,795	\$0	\$4,466	\$11,199	\$186,130	826	\$ 225.34
City of Seattle Council- Position 7							
Tim Burgess	\$353,397	\$91,070	\$170	\$11,736	\$250,421	1004	\$ 249.42
David Della	\$261,226	\$10,000	\$3,576	\$19,321	\$228,329	1200	\$ 190.27
All Committees	\$614,623	\$101,070	\$3,746	\$31,057	\$478,750	2204	\$ 217.22
City of Seattle Council- Position 9							
Robert "Bob" Brown	\$0	\$0	\$0	\$0	\$0	0	\$ -
Sally J. Clark	\$176,745	\$0	\$54,743	\$11,006	\$110,996	656	\$ 169.20
Judy Fenton	\$6,199	\$1,330	\$0	\$1,119	\$3,750	49	\$ 76.53
Stan Lippmann	\$25	\$25	\$0	\$0	\$0	1	\$ -
All Committees	\$182,969	\$1,355	\$54,743	\$12,125	\$114,746	706	\$ 162.53

Table 1

March Special Election	Total Contributions	Misc./ Prev Campaign	Uncoded	Individuals & Groups		
				Amount	No.	Average
Alaskan Way Viaduct Ballot Measures						
A Repair and Prepare Viaduct Plan	\$0	\$0	\$0	\$0	0	\$ -
Friends of a Better Waterfront	\$66,923	\$0	\$5	\$66,918	20	\$ 3,345.90
No and Hell No	\$45	\$0	\$45	\$0	1	\$ -
No New Viaduct	\$767	\$0	\$0	\$767	3	\$ 255.67
No Tunnel Alliance	\$27,449	\$0	\$1,336	\$26,112	73	\$ 357.70
Not Another Elevated Viaduct	\$499,008	\$1,192	\$1,745	\$496,072	176	\$ 2,818.59
Waterfront for All	\$127,314	\$0	\$0	\$127,314	30	\$ 4,243.80
All Committees	\$721,506	\$1,192	\$3,081	\$649,498	303	\$ 2,143.56

Table 2

B. The 2007 Election in Context

1. The number of contributors to City Council campaigns declined.

As of this writing, 7,604 contributors¹ participated in the 2007 City Council election, the lowest number since 2001, when just 5,122 contributors gave to City Council candidates, and the second lowest total since the 1997 election cycle. There were a total of 11,687 contributors in 2003, and 10,090 in 2005.

The number of contributors who gave less than \$100 was at its lowest level since the Commission began tracking contributions by size. 2,766 contributors gave less than \$100, compared to 3,227 in 2001, 6,277 in 2003 and 4,632 in 2005.

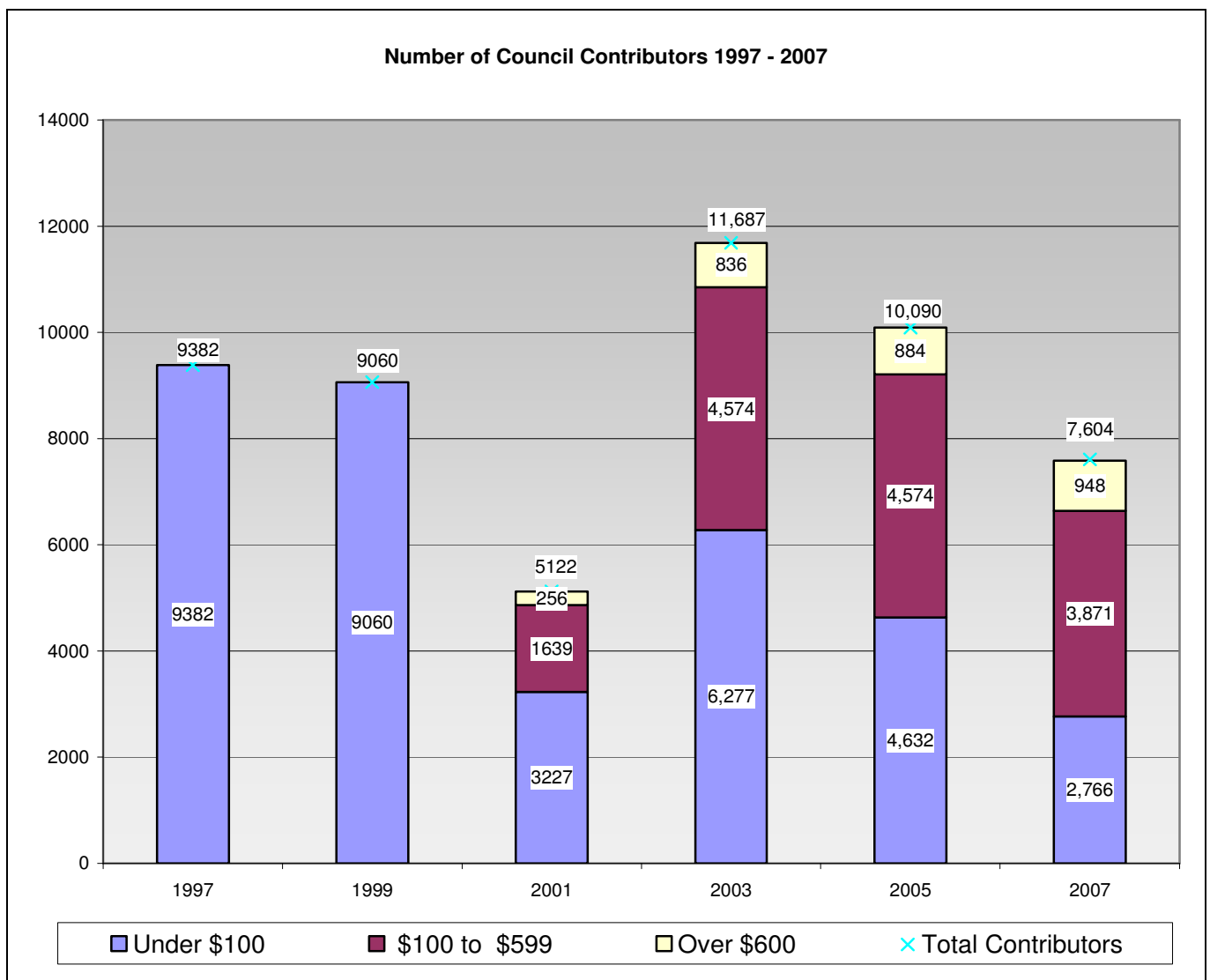


Figure 1

¹ This number factors out individual contributors who made more than one contribution to a single campaign, but counts as two contributors one individual who gave to two or more campaigns.

2. The average value of contributions to City Council campaigns continued to increase.

As **Figure 2** below shows, the rate of increase in the average contribution has accelerated since 2001. For 2007, the average contribution totaled \$213, almost doubling in three election cycles.² The average contribution increased by 24 percent between 2001 and 2003, 19 percent between 2003 and 2005, and 25 percent between 2005 and 2007. In contrast, it increased by just five percent between 1993 and 1995, seven percent between 1995 and 1997, 14 percent between 1997 and 1999, and seven percent between 1999 and 2001.

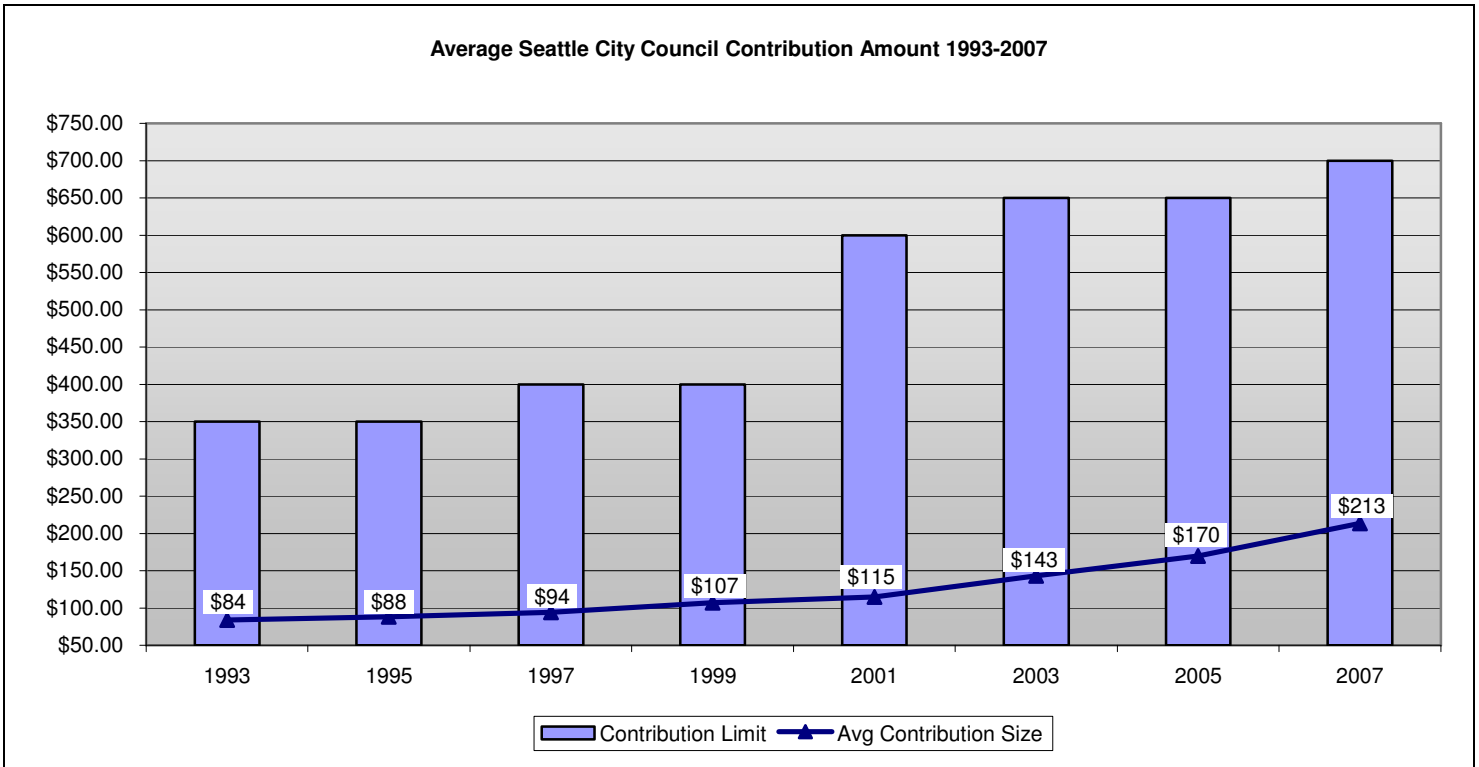


Figure 2

² The average contribution size excludes contributions from candidates, so it is not skewed by candidates who spent large sums of money on their own campaigns.

3. Campaigns raised the same amount of money as they had raised in the past, but from fewer donors.

As **Figure 3** below shows, City Council campaigns have been able to raise roughly the same amount of money, despite the drop in the number of contributors. Note that in 2003 and 2005 the campaign contribution limit was \$650, and in 2007 it was \$700.

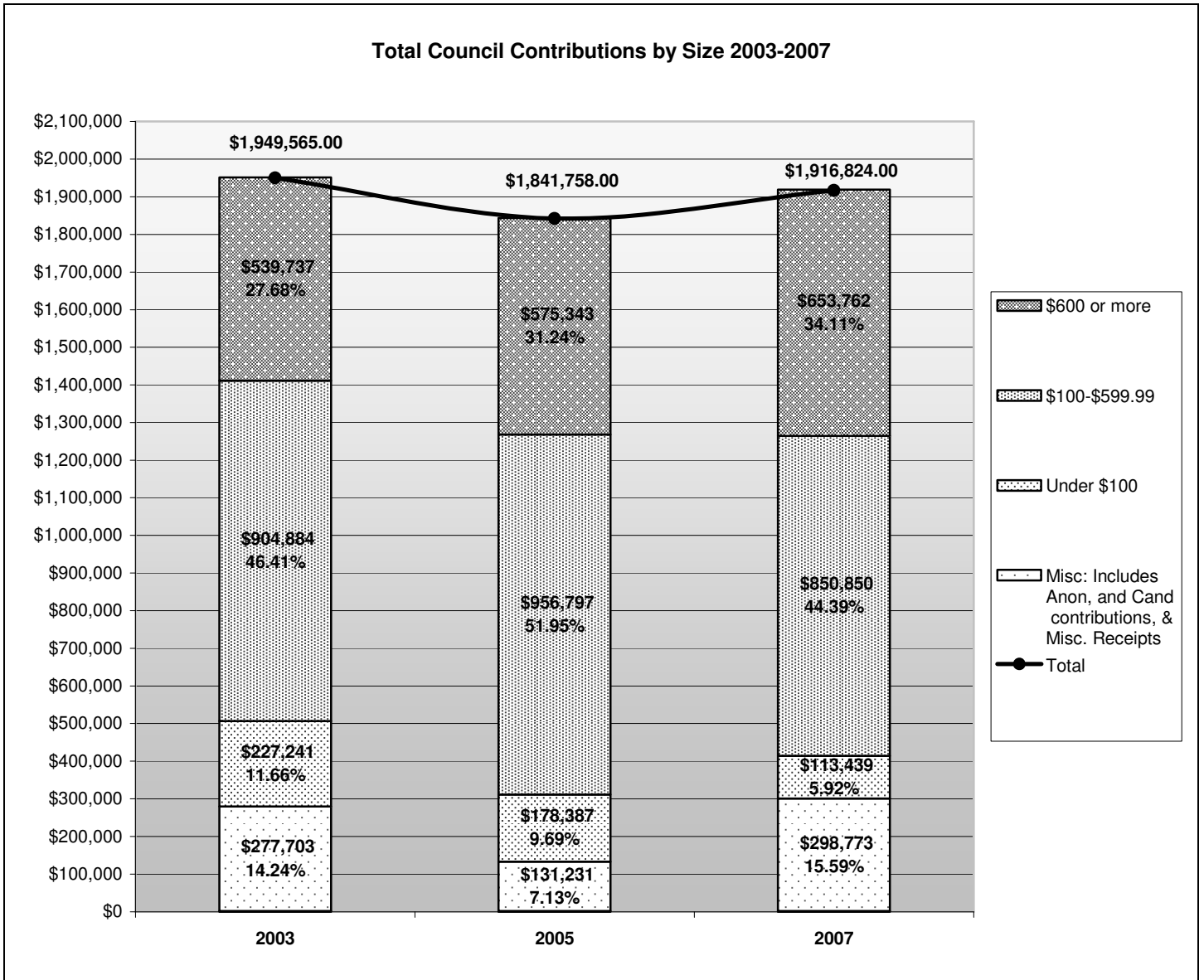


Figure 3

4. Spending money to get money

There is one notable development in the data that we collect on expenditures and it is intertwined with the developments in contribution patterns discussed above. As **Figure 4** below shows, the amount of money that City Council campaigns spent on fundraising in 2007 was more than double what they spent in 2005, and significantly more than they spent in 2003. In 2007, campaigns spent on fundraising almost 11 cents of every dollar they raised.

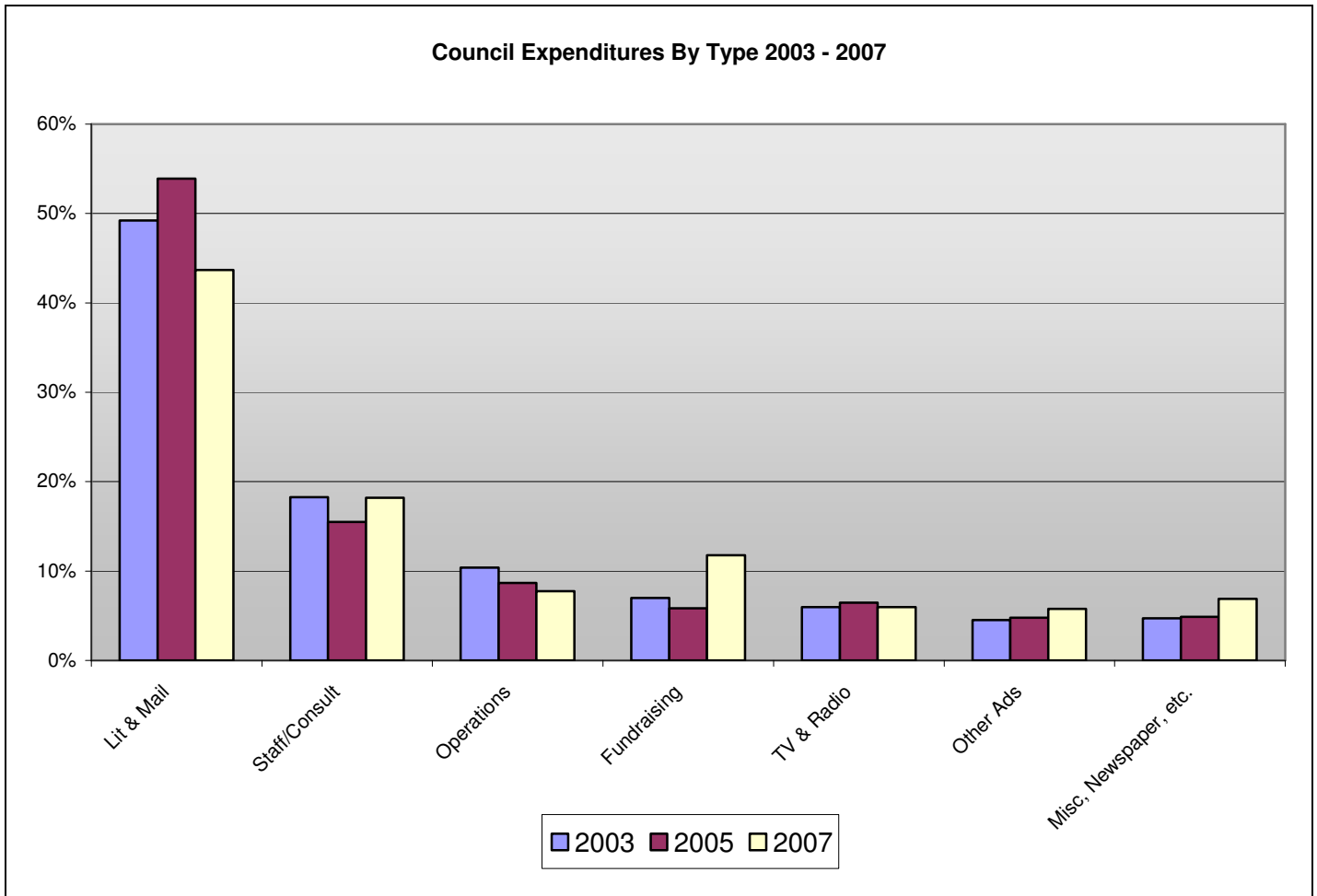


Figure 4

C. Other Charts

1. Top 20 Contributors to City Council Candidates

The following is a list of the top 20 contributors to all candidates for City Council appearing on the 2007 ballot. The employer and occupation of each individual contributor are included. Where campaigns have reported different employer or occupation information for the same contributor, we have reported all the variations. (Twenty-three contributors are listed because there was a five-way tie for the last spot on the list.)

Top 20 Contributors

Al Clise	\$4,900	Rollin A. Fatland	\$4,650	Victor D. Odermat	\$4,450
Clise Properties, Inc.		Rollin Fatland & Assoc.		Car Wash Enterprise/	
Tim Burgess	700	Corporate Public Affairs		Brown Bear Car Wash	
Sally Clark (I)	700	Consultant		Executive/Owner	
David Della (I)	700	Tim Burgess	700	Tim Burgess	700
Jean Godden (I)	700	Sally Clark (I)	700	Sally Clark (I)	500
Bruce Harrell	700	David Della (I)	700	David Della (I)	700
Tom Rasmussen (I)	700	Jean Godden (I)	650	Jean Godden (I)	700
Venus Velázquez	700	Bruce Harrell	700	Bruce Harrell	500
		Tom Rasmussen (I)	700	Tom Rasmussen (I)	650
Jeffrey M. Schoenfeld	\$4,900	Venus Velázquez	700	Venus Velázquez	700
Urban Vision(s)					
Principal/ Real Estate		Nucor PAC of WA	\$4,550	Glacier Northwest	\$4,200
Tim Burgess	700	Nucor Steel Seattle, Inc.		Tim Burgess	700
Sally Clark (I)	700	Tim Burgess	700	Sally Clark (I)	350
David Della (I)	700	Sally Clark (I)	700	David Della (I)	700
Jean Godden (I)	700	David Della (I)	700	Jean Godden (I)	700
Bruce Harrell	700	Jean Godden (I)	700	Bruce Harrell	700
Tom Rasmussen (I)	700	Bruce Harrell	700	Tom Rasmussen (I)	700
Venus Velázquez	700	Tom Rasmussen (I)	700	Venus Velázquez	350
		Venus Velázquez	350		
SEIU (Local) 775	\$4,900			Joe Quintana	\$4,200
Tim Burgess	700	IFPTE Local 17 PAC	\$4,500	Quintana Consulting/	
Sally Clark (I)	700	Tim Burgess	700	The Index Group	
David Della (I)	700	Sally Clark (I)	700	Consultant/Mng. Ptnr	
Jean Godden (I)	700	David Della (I)	700	Tim Burgess	700
Bruce Harrell	700	Jean Godden (I)	300	Sally Clark (I)	350
Tom Rasmussen (I)	700	Bruce Harrell	700	David Della (I)	700
Venus Velázquez	700	Tom Rasmussen (I)	700	Jean Godden (I)	700
		Venus Velázquez	700	Bruce Harrell	700
				Tom Rasmussen (I)	700
				Venus Velázquez	350

- continued next page -

Top 20 Contributors (continued)

James Tupper, Jr.	\$4,150	Donald Stark	\$3,850	Venus Velázquez	400
Tupper Mack Brower PLLC		Gogerty Stark Marriott		UA Local 32	\$3,500
Attorney		Principal		Sally Clark (I)	700
Tim Burgess	700	Tim Burgess	500	David Della (I)	700
Sally Clark (I)	200	Sally Clark (I)	250	Jean Godden (I)	700
David Della (I)	700	David Della (I)	700	Bruce Harrell	700
Jean Godden (I)	700	Jean Godden (I)	650	Tom Rasmussen (I)	700
Bruce Harrell	700	Bruce Harrell	700		
Tom Rasmussen (I)	700	Tom Rasmussen (I)	350	H. Jon Runstad	\$3,500
Venus Velázquez	450	Venus Velázquez	700	Wright Runstad	
				Real Estate Developer	
Richard C Hedreen	\$4,100	Robert B. Burkheimer	\$3,700	Tim Burgess	700
R.C. Hedreen Co.		Burkheimer Management Co.		Sally Clark (I)	700
Owner/Real Estate Developer		Real Estate/R.E. Investment		Jean Godden (I)	700
Tim Burgess	500	Tim Burgess	700	Bruce Harrell	700
Sally Clark (I)	500	Sally Clark (I)	700	Tom Rasmussen (I)	700
David Della (I)	500	David Della (I)	250		
Jean Godden (I)	700	Jean Godden (I)	650	George Petrie	\$3,500
Bruce Harrell	700	Tom Rasmussen (I)	700	Goodman Real Estate	
Tom Rasmussen (I)	700	Venus Velázquez	700	Executive	
Venus Velázquez	500			Tim Burgess	700
		Kevin Daniels	\$3,650	Sally Clark (I)	700
Gregory B. Smith	\$4,050	Nitze-Stagen		Jean Godden (I)	700
Gregory Smith Real Estate/		Executive		Bruce Harrell	700
Urban Visions		Tim Burgess	350	Tom Rasmussen (I)	700
President/Principal		Sally Clark (I)	700		
Tim Burgess	700	David Della (I)	700	Fred Grimm	\$3,500
Sally Clark (I)	700	Jean Godden (I)	700	Triad Development /	
David Della (I)	550	Tom Rasmussen (I)	700	Grimm & Goodman	
Jean Godden (I)	700	Venus Velázquez	500	Executive	
Tom Rasmussen (I)	700			Sally Clark (I)	700
Venus Velázquez	700	John C. McCullough	\$3,650	David Della	700
		McCullough Hill, PS		Jean Godden (I)	700
Amalgamated	\$3,900	Attorney		Bruce Harrell	350
Transit Union		Tim Burgess	550	Tom Rasmussen (I)	700
COPE Account/ Local 587		Sally Clark (I)	700	Venus Velázquez	350
Sally Clark (I)	600	David Della (I)	700		
David Della (I)	600	Jean Godden (I)	700	Lynn M. Claudon	\$3,500
Jean Godden (I)	700	Tom Rasmussen (I)	700	Lynn Claudon Csltg.	
Bruce Harrell	700	Venus Velázquez	300	Tim Burgess	700
Tom Rasmussen (I)	600			Sally Clark (I)	550
Venus Velázquez	700	Bruce C Lorig	\$3,600	Jean Godden (I)	700
		Lorig & Associates LLC		Bruce Harrell	250
		Real Estate Executive		Tom Rasmussen (I)	700
		Tim Burgess	400	Venus Velázquez	600
		Sally Clark (I)	700		
		David Della (I)	700		
		Jean Godden (I)	700		
		Tom Rasmussen (I)	700		

2. Top 20 Employers of Contributors to City Council Candidates

	Employer	Aggregate Amount
1.	Not Employed	\$117,230.12
2.	State of Washington	\$24,588.00
3.	City of Seattle	\$24,108.60
4.	King County	\$12,342.00
5.	Perkins Coie LLP	\$10,775.00
6.	Urban Visions / Gregory Broderick Smith Real Estate	\$ 9,250.00
7.	Foster Pepper PLLC	\$ 8,800.00
8.	Goodman Real Estate Inc / Triad Development	\$ 8,500.00
9.	Microsoft	\$ 8,200.00
10.	Kirkpatrick & Lockhart Preston Gates Ellis LLP	\$ 7,537.50
11.	Gogerty Stark Marriott/ GSM Mercury	\$ 7,450.00
12.	The Boeing Company	\$ 7,133.46
13.	Federal Government	\$ 6,912.50
14.	Nitze Stagen & Co.	\$ 6,600.00
15.	Polygon Northwest	\$ 6,100.00
16.	Brown Bear Car Wash /Car Wash Enterprises / CWE Inc	\$ 5,850.00
17.	Wright Runstad	\$ 5,200.00
18.	Vulcan Northwest	\$ 4,975.00
19.	Seattle School District	\$ 4,878.75
20.	R.C. Hedreen Co.	\$ 4,850.00

3. Independent Expenditures Supporting or Opposing City Council Candidates

Independent spending in the 2007 election cycle was roughly double what it was in 2005, with the figure rising from \$50,437 to \$101,115. In 2003, independent expenditures totaled just \$20,504.

The 2007 election cycle marks not the advent of six-figure independent expenditure efforts, but a return to form. In 1999 and 2001, respectively, independent expenditures totaled \$113,321 and \$106,623.

2007 Independent Expenditure Totals

SFFU, LOCAL 27 VPAC		
Support		
10/25/2007	Tim Burgess	\$ 11,890.34
10/26/2007	Tim Burgess	\$ 11,465.70
11/2/2007	Tim Burgess	\$ 10,404.82
11/2/2007	Tim Burgess	\$ 10,591.44
11/2/2007	Tim Burgess	\$ 11,043.71
11/19/2007	Tim Burgess	\$ 4,244.47
Total Expenditures This Sponsor		\$ 59,640.48
FORWARD SEATTLE PAC		
Support		
10/19/2007	Venus Velázquez	\$ 41,514.14
Total 2007 Independent Expenditures		\$101,154.62

Figure 6

4. Candidate Contributions

Thus far in this election cycle, candidates have contributed \$183,074 to support their own campaigns. If committees were to forgive outstanding loans to the candidates as of this writing, and in our experience many do, the total would rise to \$211,510. By comparison, candidates spent \$253,389 of their own money in the 2003 election cycle, and \$91,601 in 2005.

2007 Candidates' Contributions to Their Own Campaigns

Burgess	\$91,070.00
Velázquez	\$41,343.00
Harrell ³	\$21,360.00
Szwaja ⁴	\$14,307.00
Della ⁵	\$5,700.00
Godden ⁶	\$5,204.00
Fenton	\$1,330.00
Runte	\$1,286.00
Briel	\$1,003.00
Feldman	\$346.00
Sondheim	\$100.00
Lippmann	\$25.00
Manning ⁷	\$0.00
TOTAL	\$ 183,074.00

Figure 7

³ Councilmember Harrell has an outstanding \$4,300 loan to his campaign.

⁴ Mr. Szwaja has outstanding loans to his campaign totaling \$8,600.

⁵ Mr. Della has an outstanding \$4,300 loan to his campaign.

⁶ Councilmember Godden has outstanding loans to her campaign totaling \$8,600.

⁷ Mr. Manning has outstanding loans to his campaign totaling \$2,636.

D. 2007 Primary and General Election Vote Returns

Compiled from reports by King County Elections <http://www.metrokc.gov/elections/results.asp>

Primary Vote Returns, August 21, 2007

Ballots Cast/Registered Voters: 84,038 / 335,746 25.03%

Council Position No. 1		
Lauren V. Briel	9,695	13.38%
Robert Sondheim	9,058	12.50%
Jean Godden	37,658	51.96%
Joe Szwaja	15,781	21.78%
Write-in	280	0.39%

Robert J. (Bob) Brown	6,617	9.38%
Sally J. Clark	48,214	68.32%
Judy Fenton	8,929	12.65%
Stan Lippmann	6,450	9.14%
Write-in	357	0.51%

Council Position No. 3		
Venus Velázquez	31,554	43.72%
Bruce Harrell	20,520	28.43%
Al Runte	9,397	13.02%
Scott Feldman	4,810	6.66%
John E. Manning	5,665	7.85%
Write-in	223	0.31%
Council Position No. 9		

Fewer than three candidates filed to run for positions 5 and 7, so there was no primary for those seats. Candidates for those positions appeared on the November ballot only.

General Election Vote Returns, November 6, 2007

Ballots Cast/Registered Voters: 159,120 / 335,276 47.46%

Council Position No. 1		
Jean Godden	96,530	71.21%
Joe Szwaja	38,479	28.39%
Write-in	549	0.40%

Council Position No. 7		
Tim Burgess	84,333	64.43%
David J. Della	45,932	35.09%
Write-in	624	0.48%

Council Position No. 3		
Venus Velázquez	53,539	39.66%
Bruce Harrell	80,839	59.88%
Write-in	626	0.46%

Council Position No. 9		
Sally J. Clark	98,680	77.96%
Judy Fenton	27,363	21.62%
Write-in	527	0.42%

Council Position No. 5		
Tom Rasmussen	97,101	97.87%
Write-in	2,112	2.13%

Charter Amendment 17		
YES	107,803	76.07%
NO	33,914	23.93%

Charter Amendment 18		
YES	102,178	73.29%
NO	37,244	26.71%