

Prevent Harmful Licking!


Learn how to use your pet's restrictive device

©2023 ASPCA®. All rights reserved.



Snug but not too tight
(room for 2 fingers).

Get the Right Fit



About 2 inches
from the nose to
edge of the cone.



Attach your pet's
collar (or gauze)
to the loops in
the cone.



from Litterboxes



10-14 Days


Keep the cone on at all times for
10-14 days until healed. Even a
little licking can cause problems.

(Keep cats inside during this time.)


Keep it Clean

Use soap & water. Dry completely
before putting back on ASAP!

(Watch your pet doesn't use this time to lick!)




Elevate Food Bowls



To help with eating.

What Type of Device Should I Use?



You will be sent
home with a hard cone.
Please do not cut down
or alter the cone.

24 Hours/Day

Keep the cone on 24 hours a
day. Your pet can still eat,
drink, and sleep with the cone.

