

Plant a Tree with Trees for Neighborhoods

We Help You Plant!

When you participate, you receive:

- Free trees for your yard or street
- Help applying for a street tree planting permit
- Mulch and a water bag for each tree
- Training on proper planting and care
- Planting and delivery assistance on a need only basis

LIGHT NEEDS:



Full Sun



Partial Sun/Shade

TREE SHAPE:



Columnar



Pyramidal



Broad Pyramidal



Upright Oval



Vase



Round

2020 TREE OPTIONS

Under Power Lines



Amur Maackia

Maackia amurensis



Height: 25 ft Spread: 25 ft

Soil needs: adaptable

Min. planting strip width: 5 ft.

- Disease and pest resistant, tolerates tough urban sites
- Fragrant white flowers in summer
- New leaves have silvery appearance due to silky hairs



Chinese Fringe Tree

Chionanthus retusus



Height: 25 ft Spread: 20 ft

Soil needs: prefers moist but well drained

Min. planting strip width: 5 ft.

- Disease and pest resistant
- Beautiful fringed white spring blooms
- Exfoliating gray-brown bark provides winter interest



Spring Showers Japanese Snowbell

Styrax japonicus
'Spring Showers'



Height: 25 ft Spread: 20 ft

Soil needs: prefers moist but well drained

Min. planting strip width: 5 ft.

- Disease and pest resistant
- White bell-shaped flowers
- Dark green leaves turn bright yellow in fall



Along the Street or in Your Yard



City Sprite Zelkova

Zelkova serrata
'JFS-KW1'





Height: 25 ft Spread: 20 ft

Soil needs: prefers moist but well drained

Min. planting strip width: 6 ft.

- Disease and pest resistant
- A compact zelkova for small spaces
- Yellow-gold fall color



June Snow Giant Dogwood

Cornus controversa
'June Snow'




Height: 40 ft Spread: 30 ft

Soil needs: prefers moist but well drained

Min. planting strip width: 6 ft.

- Disease and pest resistant
- Flat topped clusters of small creamy white flowers in June
- Brilliant orange to red fall color



Emerald Ave European Hornbeam

Carpinus betulus
'JFS-KW1CB'



Height: 45 ft Spread: 25 ft

Soil needs: prefers moist but well drained

Min. planting strip width: 6 ft.

- Disease and pest resistant
- Strong central leader
- Dark green leaves in summer turn a rich gold in fall



Along the Street or in Your Yard



American Beech

Fagus grandifolia




Height: 55 ft Spread: 40 ft

Soil needs: prefers moist but well drained

Min. planting strip width: 8 ft.

- Disease and pest resistant
- Beechnuts are edible and enjoyed by wildlife
- Smooth gray elephantine bark even in maturity



White Oak

Quercus alba




Height: 65 ft Spread: 40 ft

Soil needs: adaptable

Min. planting strip width: 8 ft.

- Disease and pest resistant
- Lobed leaves of green turn shades of bronze to red in the fall
- Acorn with a warty cap is a favorite of wildlife



Tulip Tree

Liriodendron tulipifera



Height: 50-60 ft Spread: 40-50 ft

Soil needs: prefers moist but well drained

Min. planting strip width: 8 ft.

- Distinctive lobed leaf looks like a cat's face
- Tulip-like yellow-green flowers with orange markings
- Susceptible to aphids but tree is not weakened



See reverse side of this sheet for more tree options and details on how to get your tree!

In Your Yard (in limited situations for streets)



Grand Fir
Abies grandis



Height: 80 ft Spread: 20 ft

Soil needs: prefers moist but well drained

Min. planting strip width: 12 ft.

- Relatively pest free
- Glossy green needles have flattened appearance on stems
- NW native that is great for wildlife habitat



Skylands Oriental Spruce
Picea orientalis
'Skylands'




Height: 45 ft Spread: 20 ft

Soil needs: prefers moist but well drained

Min. planting strip width: 12 ft.

- Disease and pest resistant
- New growth is bright yellow that fades to gold
- Protect from hot, late day sun



Western Red Cedar
Thuja plicata



Height: 80 ft Spread: 30 ft

Soil needs: prefers moist soils

Min. planting strip width: 12 ft.

- Disease and pest resistant
- Beautiful evergreen foliage in flat sprays
- NW native that is great for wildlife habitat

How to Get Your Tree

- 1 Evaluate your planting site and this year's tree options. Select the tree best suited for the space.

Under power lines?

Select one of the power line approved trees.

Planting along the street?

Review the minimum planting strip width requirements before selecting your tree.

Backyard space?

Choose the largest tree appropriate for your space.

- 2 Apply for trees online starting in mid July. Submit your application by **August 10th** at www.seattle.gov/treesforneighborhoods.htm*
- 3 Pick up your new trees in the fall and attend a workshop to learn how to plant and care for them.
- 4 Bring your trees home and plant them! Stay connected with Trees for Seattle and receive tips and tree care reminders to keep your trees healthy.

LIGHT NEEDS:



Full Sun



Partial Sun/Shade

TREE SHAPE:



Columnar



Pyramidal



Broad Pyramidal



Upright Oval



Vase



Round

TREE BENEFITS CHECKLIST



Trees make our streets friendly to walk and bike



Trees soak up rainwater, keeping our streams, lakes, and Puget Sound clean



Trees melt away stress and help us recover from illness



Trees calm traffic, helping to avoid accidents



Trees clean our air, making it easier to breathe

Questions?

www.seattle.gov/trees

treesforneighborhoods@seattle.gov

(206) 684-3979

*Due to the program's popularity, not everyone who applies will receive trees.

