

Plant a Tree with Trees for Neighborhoods

We Help You Plant!

When you participate, you receive:

- Free trees for your yard or street
- Help applying for a street tree planting permit
- Mulch and a water bag for each tree
- Training on proper planting and care
- Planting and delivery assistance on a need only basis

LIGHT NEEDS:



Full Sun



Partial Sun/Shade

TREE SHAPE:



Columnar



Pyramidal



Broad Pyramidal



Upright Oval



Vase



Round

2019 TREE OPTIONS

Under Power Lines



American Hornbeam
Carpinus caroliniana



Height: 25-30 ft Spread: 20-25 ft

Soil needs: moist but well drained

Min. planting strip width: 5 ft.

- Disease and pest resistant
- Remarkable fall color
- Muscular, smooth gray bark



Persian Spire Parrotia
Parrotia persica
'JL Columnar'



Height: 25 ft Spread: 10 ft

Soil needs: adaptable

Min. planting strip width: 5 ft.

- Disease and pest resistant
- Kaleidoscope of leaf color
- Upright form great for tight spaces



Goldenrain Tree
Koelreuteria paniculata



Height: 30 ft Spread: 25-30 ft

Soil needs: prefers moist but well drained

Min. planting strip width: 5 ft.

- Disease and pest resistant
- Pink compound leaves turn green in summer, yellow in fall
- Yellow summer flowers turn to lantern-like capsules in fall



Along the Street or in Your Yard



Moonglow Magnolia
Magnolia virginiana
'Jim Wilson'




Height: 25-30 ft Spread: 15-20 ft

Soil needs: prefers moist but well drained

Min. planting strip width: 5 ft.

- Disease and pest resistant
- Creamy white flowers with lemony fragrance
- Evergreen leaves are glossy green on top, silver underneath



Frontier Elm
Ulmus
'Frontier'



Height: 40 ft Spread: 30 ft

Soil needs: adaptable

Min. planting strip width: 6 ft.

- Vigorous tree tolerant of tough urban conditions
- Lustrous green leaves produce long lasting red-purple fall color
- Resistant to Dutch elm disease and elm yellows



Heritage River Birch
Betula nigra
'Cully'



Height: 40-50 ft Spread: 25-30 ft

Soil needs: adaptable

Min. planting strip width: 6 ft.

- Resistant to bronze birch borer
- Cream color peeling bark with orange and salmon highlights
- Lustrous green leaves turn yellow in fall



Along the Street or in Your Yard



Hardy Rubber Tree
Eucommia ulmoides



Height: 40-50 ft Spread: 40 ft

Soil needs: adaptable except for wet soil

Min. planting strip width: 6 ft.

- Disease and pest resistant, tough urban tree
- Gorgeous glossy green leaves through summer
- Rich, tightly furrowed bark at maturity



Rivers Purple European Beech
Fagus sylvatica
'Riversii'




Height: 50 ft Spread: 40 ft

Soil needs: prefers moist but well drained

Min. planting strip width: 8 ft.

- Rich, glossy purple leaves
- Smooth bark looks like elephant hide at maturity
- Beechnuts are enjoyed by wildlife



Scarlet Oak
Quercus coccinea



Height: 50-60 ft Spread: 40-50 ft

Soil needs: prefers moist but well drained

Min. planting strip width: 8 ft.

- Disease and pest resistant
- Glossy green leaves turn vibrant scarlet red in fall
- Acorns are a great food source for wildlife



See reverse side of this sheet for more tree options and details on how to get your tree!

In Your Yard (in limited situations for streets)




Douglas Fir
Pseudotsuga menziesii

Height: 80 ft Spread: 20 ft

Soil needs: prefers moist but well drained

Min. planting strip width: 12 ft.

- Relatively pest free
- Deep green needles in spiral arrangement
- NW native that is great for wildlife habitat




Western Hemlock
Tsuga heterophylla

Height: 80 ft Spread: 20 ft

Soil needs: prefers moist but well drained

Min. planting strip width: 12 ft.

- Beautiful NW native with pendulous habit
- Flat sprays of foliage are green above and white below
- Can tolerate considerable shade



Incense Cedar
Calocedrus decurrens

Height: 55 ft Spread: 20 ft

Soil needs: prefers moist but well drained, yet adaptable

Min. planting strip width: 12 ft.

- Disease and pest resistant
- Aromatic foliage in warm weather or when crushed
- Works well in groupings for privacy

How to Get Your Tree

- 1
- Evaluate your planting site and this year’s tree options. Select the tree best suited for the space.

Under power lines?

Select one of the power line approved trees.

Planting along the street?

Review the minimum planting strip width requirements before selecting your tree.

Backyard space?

Choose the largest tree appropriate for your space.

- 2
- Apply for trees online starting in late July. Submit your application by **August 12th** at www.seattle.gov/treesforneighborhoods.htm*
- 3
- Pick up your new trees in the fall and attend a workshop to learn how to plant and care for them.
- 4
- Bring your trees home and plant them! Stay connected with Trees for Seattle and receive tips and tree care reminders to keep your trees healthy.

LIGHT NEEDS:

- Full Sun
- Partial Sun/Shade

TREE SHAPE:

- Columnar
- Pyramidal
- Broad Pyramidal
- Upright Oval
- Vase
- Round

TREE BENEFITS CHECKLIST

- Trees** make our streets friendly to walk and bike
- Trees** soak up rainwater, keeping our streams, lakes, and Puget Sound clean
- Trees** melt away stress and help us recover from illness
- Trees** calm traffic, helping to avoid accidents
- Trees** clean our air, making it easier to breathe

Questions?

www.seattle.gov/trees
treesforneighborhoods@seattle.gov
(206) 684-3979

**Due to the program’s popularity, not everyone who applies will receive trees.*

