



September Service Investments



Transit Advisory Board
Rachel VerBoort
April 26, 2017



Seattle
Department of
Transportation

Our mission, vision, and core values

Mission: deliver a high-quality transportation system for Seattle

Vision: connected people, places, and products

Committed to **5 core values** to create a city that is:

- Safe
- Interconnected
- Affordable
- Vibrant
- Innovative

For **all**

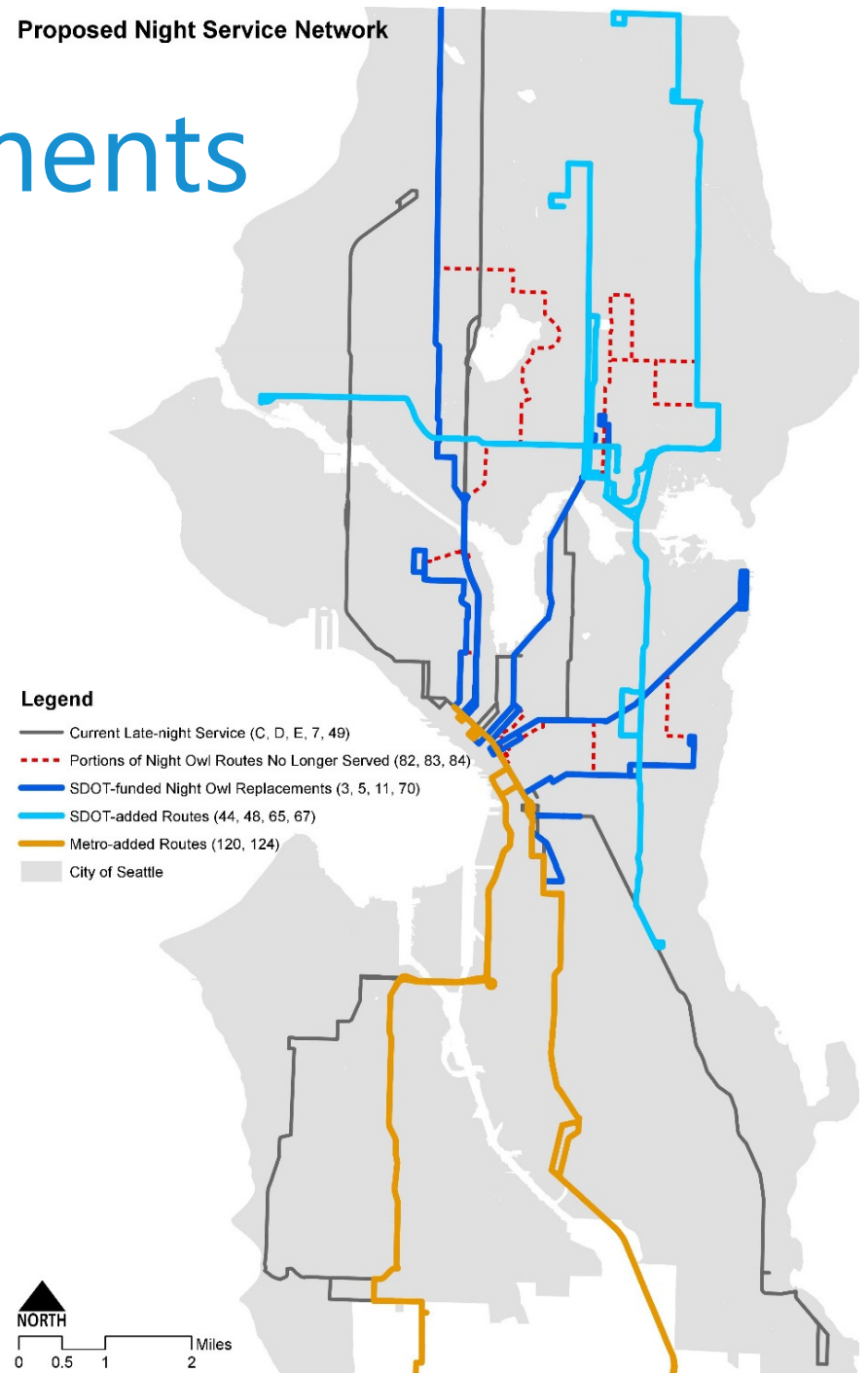
Presentation overview

- Night Owl Investments
- Investments considering:
 - RSJ Analysis
 - Frequent Transit Network Percent Complete
 - Household Access Percent Complete
 - Hourly Routes
- Next steps

Night Owl Investments

- Create a late-night network that operates on all-day services
- Replace 82, 83, 84 with service on Routes 3, 5, 11, 70
- Add Routes 44, 48, 65, and 67
 - Provides connectivity between routes with night service
 - Provides missing coverage for Northeast Seattle

Proposed Night Service Network



RSJ Analysis

- Assessment is underway
 - Review by SDOT Change Team
 - Includes mapping of Metro & STBD service investments
 - Evaluation of various demographics
 - People of color, low-income households, people with disabilities, zero-vehicle households
- Outcomes
 - Review past STBD investments in association with RSJI principles
 - Inform future work

RSJ Analysis – Potential Investments

- Areas of focus:
 - Neighborhoods near city limits
 - South and North Seattle
 - Southeast Seattle
- Considerations:
 - Improve Frequent Transit Network routes
 - Regional partnership routes

Frequent Transit Network

- Differing definitions of “Frequent Transit”
 - Transit Master Plan
 - Move Seattle
 - RapidRide policy
 - Land use/ Parking code
- Proceeding with unified definition consistent with internal and external policies

	Weekday			Saturday			Sunday		
	All-Day	Evening	Night	All-Day	Evening	Night	All-Day	Evening	Night
Basic	30	-	-	-	-	-	-	-	-
Frequent	15	30	-	15	30	-	15	30	-
Very Frequent	10	30	-	15	30	-	15	30	-
RapidRide	10	15	60	12	15	60	15	15	60

Current progress towards the 2020 FTN: 79.64%

Frequent Transit Network Progress

Very Frequent/RR

Route	FTN Progress
3/4	98.67%
7	100.00%
44	98.23%
45	85.37%
48	95.83%
65	83.60%
C	99.03%
D	99.18%
E	96.63%

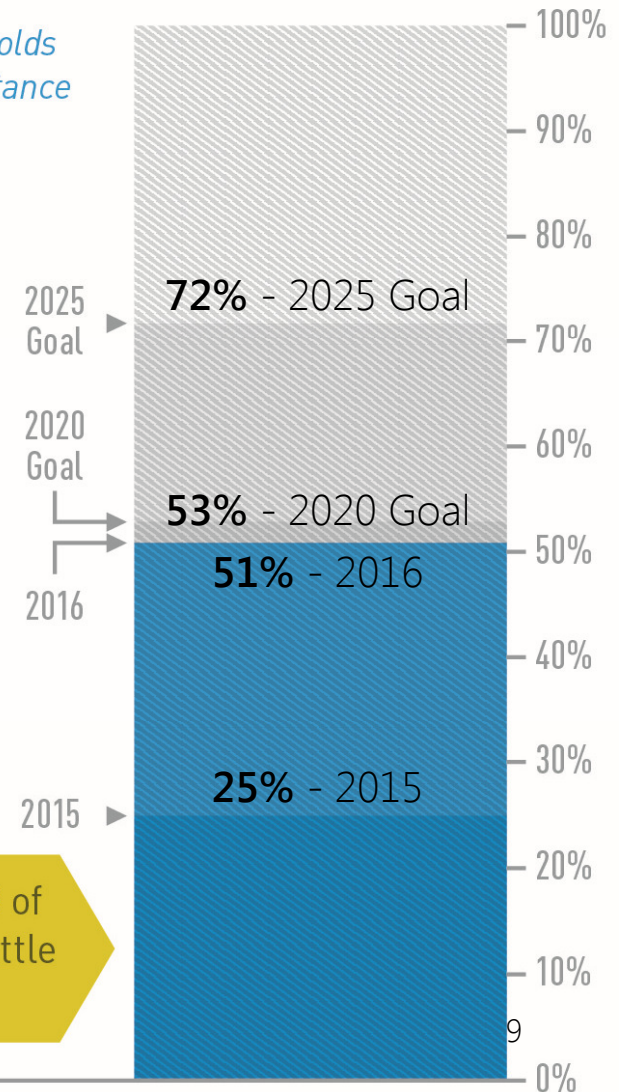
Frequent

Route	FTN Progress	Route	FTN Progress
2	93.89%	43	24.54%
5	98.04%	49	99.31%
8	95.16%	50	52.53%
10	99.88%	67	95.28%
11	91.01%	70	100.00%
12	93.20%	71	42.63%
21	97.93%	120	92.63%
28	70.16%	131	57.49%
31/32	85.02%	346	47.00%
36	100.00%	347	43.43%
41	97.47%	522	34.22%

Household Access – Move Seattle

- Move Seattle 2025 Goal: 72% of Households within a 10-minute walk to 10-minute or better transit service
- 2017 – Seek to increase this coverage

Percent of households within walking distance to 10-minute or better service



Currently more than 2/3 of the way to our Move Seattle 2025 goal of 72%.


Next steps

Date	Activity/action
4/26/17	Presentation at April TAB Meeting <ul style="list-style-type: none">• Investment Priority Areas• Feedback on September Adds
5/5/17	Package A Items due to Metro
5/19/17	Package B Items due to Metro
5/24/17	Presentation at April TAB Meeting <ul style="list-style-type: none">• September Service Adds• RSJ Analysis

Questions?

Rachel.VerBoort@seattle.gov | (206) 684-5019
www.seattle.gov/transit

www.seattle.gov/transportation



Seattle
Department of
Transportation