

Adopt-A-Street Safety Guidelines for Dangerous and Unsafe Litter



The Adopt-A-Street Program encourage volunteers to always take safety precautions when collecting dangerous or unsafe litter. Please adhere to the following guidelines:

***Please Note: Volunteers are NOT expected to handle dangerous or unsafe litter items and should only collect these items if he/she/they feel completely comfortable and safe doing so.**

Examples of Unsafe Litter Include: broken glass, razor blades, syringes, hazardous household products, dead animals, condoms, all unlabeled jugs, bottles, and drums

Important Telephone Numbers

Adopt-A-Street Hotline	(206) 684-7647
Illegal Dumping Hotline	(206) 684-7587
Seattle Transfer Stations Hotline	(206) 684-8400
Seattle Police Non-Emergency Line	(206) 625-5011
Animal Control	(206) 386-7387

1. How should litter be picked up that is not fully visible?

Use a tool such as a trash-grabber or hand-rake to “identify” an item before retrieving it with a trash-grabber. If an item is unidentifiable and possibly caustic or volatile, call the Illegal Dumping Hotline.

2. How should syringes be collected and disposed of?

Note: For question regarding needle removal on the Public Right of Way call the Illegal Dumping Hotline at **(206) 684-7587**. If your group would like needle collection training, please call **206-684-5813**. SPU doesn't remove needles from private property or Parks. To contact Parks please call **(206) 684-7250**.

For volunteer disposal:

- Sharps containers are available from the Adopt-A-Street Coordinator at **(206) 684-7647** or via email at **AdoptAStreet@seattle.gov** with your cleanup event supplies request
- Do not break the needle point off from the syringe. Pick up the needle by the plunger or the barrel.
- Place the syringe with the needle pointing down into a hard plastic or metal container.
- Always put tape over the closed bottle cap and label container with warning: “DO NOT RECYCLE”
- Container(s) should then be capped and sealed.

In the City of Seattle, it is **illegal to throw sharps containers, hypodermic needles, and syringes in the garbage even if they are properly contained. Instead, take sealed containers (as described above) to Seattle's North or South Transfer Stations for free disposal.*

3. How should other sharps and unsafe litter be collected and disposed of?

Other sharp objects— such as razor blades and glass – should also be discarded in sharps containers that have been clearly labeled and sealed after use (as described above).

If you find a dead animal, please report it to **Animal Control** at **(206) 386-7387** and they will retrieve the carcass.

All other dangerous and unsafe litter should be reported to the Illegal Dumping hotline. Under no circumstances should you pick up hazardous material. Your safety is paramount, if an item is suspicious, make note of it and contact the **Illegal Dumping Hotline** at **(206) 684-7587**— they will send an inspector to address the reported item.

A designated person should be watchful of the site where unsafe litter was found for at least 2-4 weeks. If dangerous litter continues to be found, call **the Seattle Police Department Non-Emergency** at **(206) 625-5011** to file a report.

4. Where can I dispose of my sharps container?

Dispose of containers at either the North or South Transfer Stations. There is a one-gallon limit per trip. Call **(206) 684-8400** to confirm operation hours.

North Transfer Station	1350 North 34 th Street, Seattle 98103
South Transfer Station	130 South Kenyon Street, Seattle 98108

Additional Safety Considerations

- If cleaning up in public spaces, please remember to be respectful of persons experiencing homelessness and to leave camps and personal property items in place. Be mindful of personal safety and do not clean within 20 feet of tents and encampments. To report camping on City property, contact the Customer Service Bureau (CSB) via webform at <http://seattle.gov/customerservice/> or telephone at 206-684-CITY (2489)



Sharps Collection Program

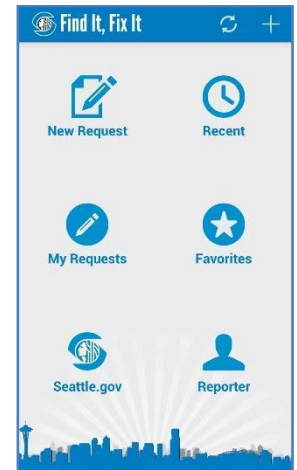
I found a Needle, Now What?

The City of Seattle has the following services for safe sharps “needle” disposal:

- Responds to sharps reports on public property within 24 hours of reporting
- Secure sharps disposal boxes in 11 locations throughout the City

To Report sharps on public property:

- Use the “**Find it Fix it**” smart-phone app
www.seattle.gov/finditfixitapp
- Fill out the webform at: www.seattle.gov/util/illegaldumping
- Call the Sharps and Illegal dumping hotline at:
(206) 684-7587



Sharps handling instructions (for sharps found on private property)

- If you find a needle or syringe, **do not pick it up with your bare hands**. Use gloves and tongs, trash grabber, a shovel, or a broom and dustpan.
- Do not break the needle point off from the needle/syringe. Pick up the needle by the plunger or the barrel and **place it in the container needle pointed to the bottom**.
- **If you don't have a manufactured sharps container use a plastic soda pop or juice bottle to place the needle/syringe in.** Make sure the lid fits tightly and tape it shut. If you use a plastic pop or juice bottle, label it: “SHARPS, DO NOT RECYCLE.”
- **Sharps are not allowed in the garbage** because they can injure garbage collection workers, residents, and employees who handle the garbage.
- Sharps can also be disposed of at Seattle Public Utilities’ North and South Transfer Stations



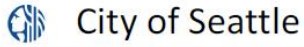
For more information: www.seattle.gov/util/sharps or Call (206) 684-7587



City of Seattle

www.seattle.gov

Sharps/Needle Drop-off Locations



Sharps Collection Locations

Type of Site

For disposal of containers up to 2 liters:



Street



Transfer Station




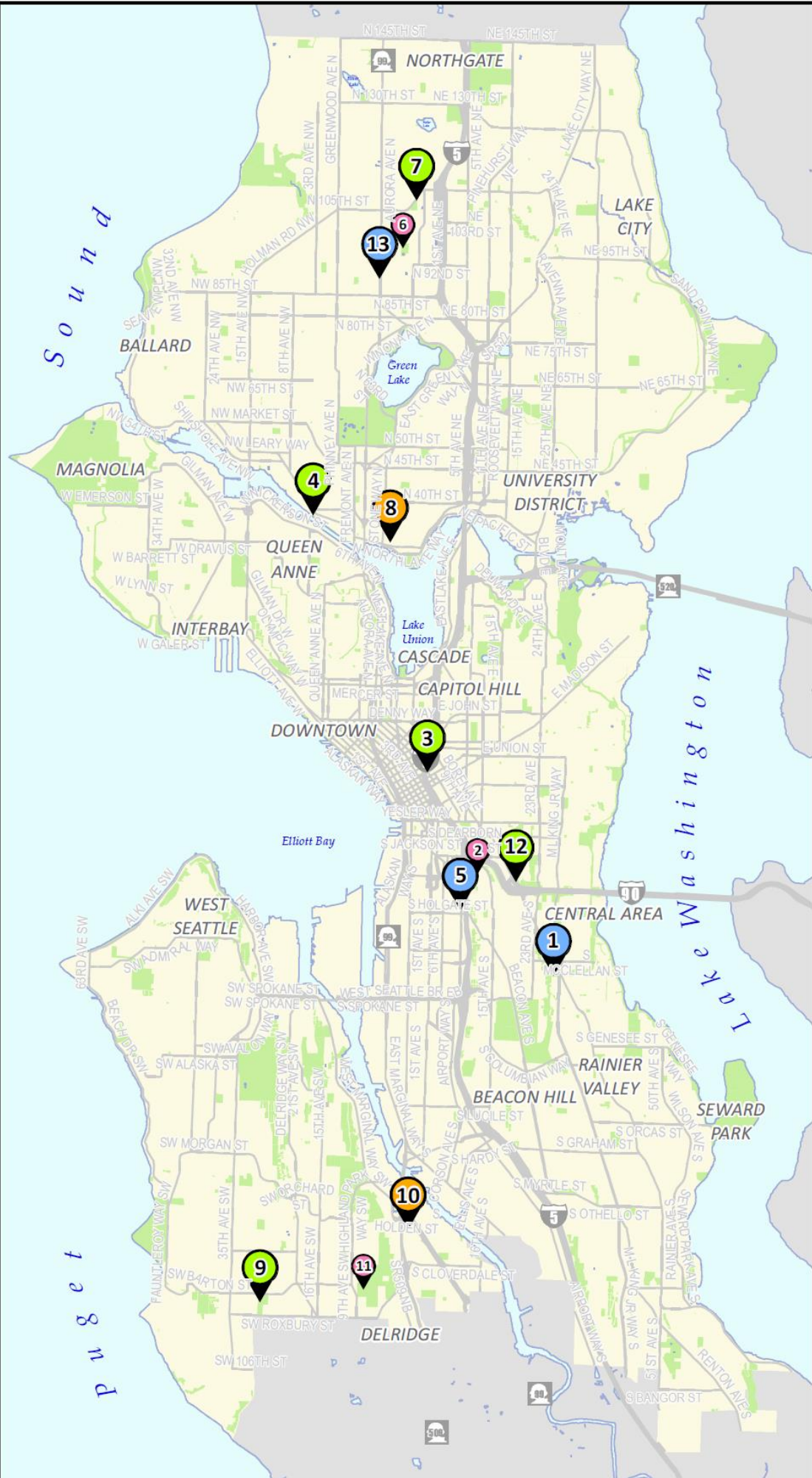
Park

For disposal of single sharps only:



Park Restroom

- 1 - Mt. Baker
27th Ave S & S Winthrop St
- 2 - Dr. Jose Rizal Park
1101 12th Ave S
- 3 - Freeway Park
700 Seneca St
- 4 - Fremont Canal Park
199 N Canal St
- 5 - Airport Way S
Airport Way S & S Holgate St
- 6 - Licton Springs Park
9536 Ashworth Ave N
- 7 - Mineral Springs Park
1500 N 105th St
- 8 - North Transfer Station
1350 N 34th St
- 9 - Roxhill Park
9250 29th Ave SW
- 10 - South Transfer Station
130 S Kenyon St
- 11 - Westcrest Park (Seasonal)
9000 8th Ave SW
- 12 - Rainier Ave S & I-90 Trail
1199 Hiawatha Pl S
- 13 - N 89th St & Aurora Ave N
8821 Aurora Ave N



ESSENTIAL ITEMS TO REVIEW AND ADDRESS BEFORE EACH LITTER CLEAN-UP EVENT

General Safety Gear

- Safety Vest (to be worn at all times!)
- Gloves
- Long pants and long sleeve shirts
- Boots or sturdy shoes
- Litter Grabber

General Volunteer Safety Guidelines

- If cleaning up in public spaces, please remember to be respectful of persons experiencing homelessness and to leave camps and personal property items in place. Be mindful of personal safety and do not clean within 20 feet of tents and encampments. To report camping on City property, contact the Customer Service Bureau (CSB) via webform at <http://seattle.gov/customerservice/> or telephone at 206-684-2489
- Do not go into the roadway, median, or roundabout to remove litter
- Be prepared for any unexpected behavior from motorist
- Only pick-up litter from the sidewalk. Do not pick-up litter in the street or on private property
- Use litter grabber as much as possible rather than using your hands; dangerous litter may not be visible
- Watch for nails, syringes, broken glass, or other sharp objects (call 206-684-7587 to report syringes)
- Stay off bridges and rocky, steep, unstable slopes, guardrails, drainage pipes, or concrete walls
- Stay clear of all construction and utility work sites
- Only work during daylight hours and good weather
- Drink water and take breaks frequently to avoid overexertion and heat related problems
- Do not wear headphones
- No horseplay or pranks
- Do not use alcohol or mind-altering substances prior to, or while participating in clean-up events
- Watch children carefully

Emergency Procedures

- Know the location of the nearest emergency facility and how to quickly summon the police or medics
- Report all accidents or injuries to the Event Leader immediately
- We recommend having at least one Cleanup Event member possesses a valid First Aid Card
- If you encounter a dangerous situation such as harassment from others, leave the area and dial 9-1-1 for assistance.

Items to Avoid

- Drug paraphernalia (hypodermic needles, baggies containing drugs or unknown substances)
To report needles or illegal dumping on public property:
 - Use the «Find it Fix it» smart-phone app (www.seattle.gov/finditfixitapp)
 - Fill out the webform (www.seattle.gov/util/illegaldumping)
 - Call the Sharps and Illegal dumping hotline at: (206) 684-7587
- Hazardous materials (propane tanks, gas canisters, car batteries, petroleum products, chemicals, paints and solvents, unidentified containers, pharmaceuticals, or other known drug making materials)
- Firearms and other weapons (if found contact the police immediately)
- Dead Animals
- Heavy objects (large vehicle parts, engines, tires, appliances, fallen road signs, etc.)

ADOPT-A-STREET COVID-19 VOLUNTEER SAFETY GUIDELINES

COVID-19 SAFETY EQUIPMENT

- Face mask
- Gloves
- Hand sanitizer

WHAT SHOULD I DO TO STAY SAFE AND HEALTHY DURING MY CLEANUP EVENT?

- **If you're sick, please head home and feel better soon!** All participating volunteers should engage in a [self-screening](#) for COVID-19 symptoms (such as fever, cough, shortness of breath, chills, sore throat) before participating in a Cleanup.
- Cleanup group size will not exceed a **maximum of 15 people from outside your household.**
- **Wear a mask** for the duration of your Cleanup event. This protocol is in alignment with the state mandate by Governor Inslee. The AAS program can provide you with a paper masks upon your request.
- Let's work together, kindly, to create more physical space from each other! **Please maintain a physical distance of 6 feet** from other volunteers and pedestrians. Use hand signals or verbally communicate how you will safely pass.
- **Don't share supplies!** If you are using a trash grabber, use the same one throughout the Cleanup event.
- **Wear gloves!** Each litter kit provided by AAS will contain a pair of knit and plastic gloves.
- Please thoroughly **wash your hands or use hand sanitizer** before you put your mask and gloves on.
- **Avoid touching your face, eyes, and mouth.**
- When you are done, remove your gloves, **wash your hands or use hand sanitizer**, remove your mask, and wash your face. Remember to dispose of gloves and disposable face masks, properly and safely after use.

IMPORTANT TELEPHONE NUMBERS

Adopt-A-Street Hotline	(206) 684-7647
Illegal Dumping Hotline	(206) 684-7587
Seattle Transfer Stations Hotline	(206) 684-8400
Seattle Police Non-Emergency Line	(206) 625-5011
Animal Control	(206) 386-7387
Spill Response	(206) 386-1800

REPORT YOUR CLEANUP

Within 24 hours after your event, please report your clean up to our Adopt-A-Street phone number **(206-684-7647)** or email (adoptastreet@seattle.gov). Please include:

- Volunteer name and phone number
- Location that Cleanup Event occurred ("Along street, From street, To street")
 - You can simply report one block of street— we just would like a general idea of where the cleanup event occurred!
- Date of Cleanup
- Number volunteers who participated
- Number of hours spent cleaning
- Number of bags collected
- The location of bags, if two or more (only if you need a trash pickup)

ALWAYS report your cleanup, even if you do not need a trash pickup service.