

**Single Family(Without Contaminant)**

**Multi Family(Without Contaminant)**

**Residential (Without Contaminant)**

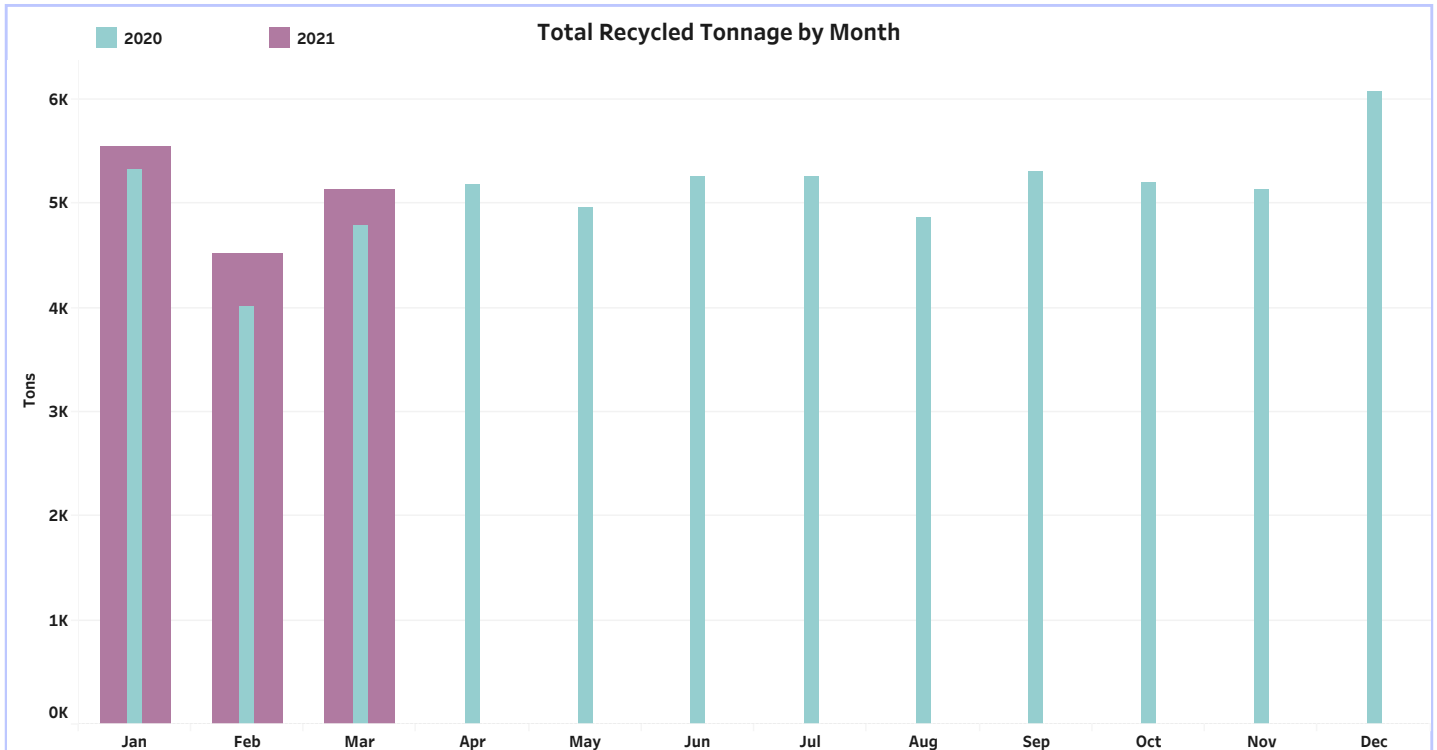
**Free Business**

**Tonnage by Sector**

<b>Tonnage</b>	<b>13,655</b>	<b>6,810</b>	<b>20,465</b>	<b>394.6</b>
<b>Tonnage % difference vs 2020</b>	<b>7.59%</b>	<b>4.23%</b>	<b>6.45%</b>	<b>-21.83%</b>

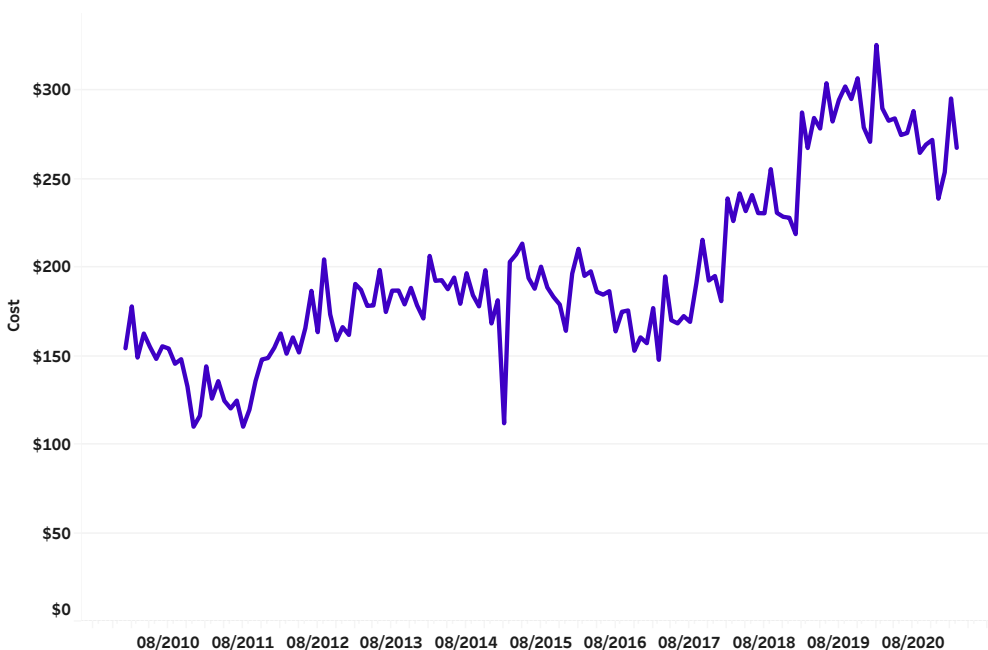
**Recycle Customer Statistics**

<b>Household(HH) Counts</b>	<b>206,995</b>	<b>237,075</b>
<b>HH % difference vs 2020</b>	<b>9.51%</b>	<b>3.30%</b>
<b>Average LB/HH</b>	<b>43.98</b>	<b>19.15</b>
<b>LB/HH % difference vs 2020</b>	<b>-1.75%</b>	<b>0.90%</b>



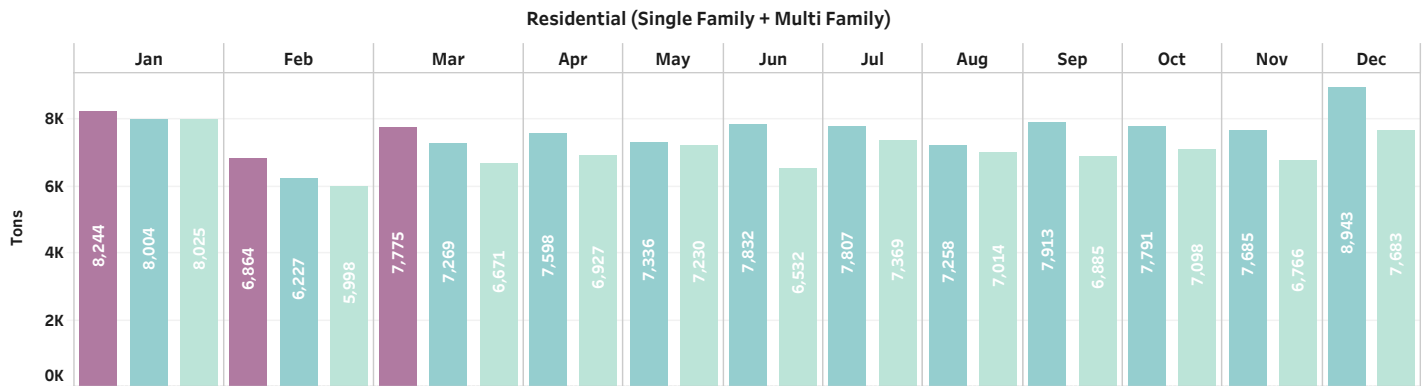
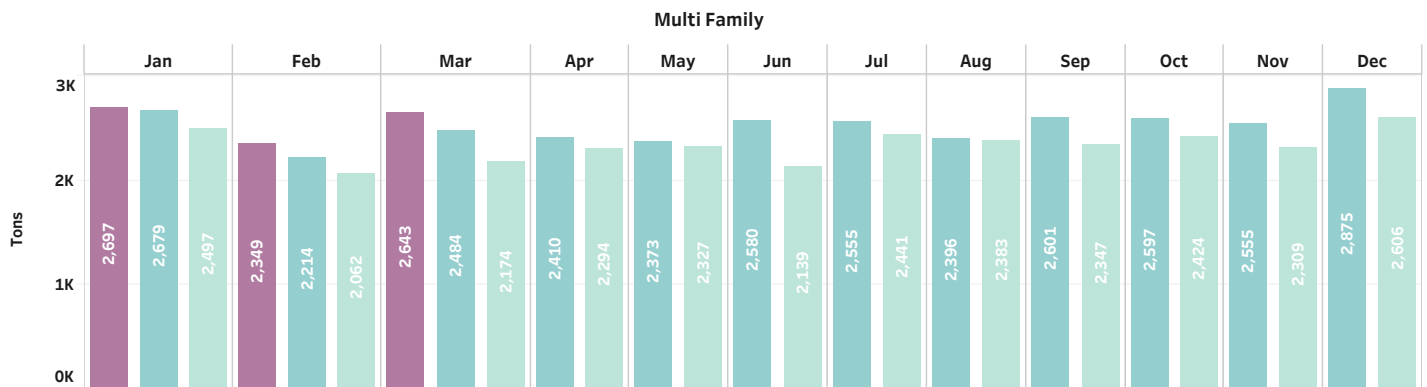
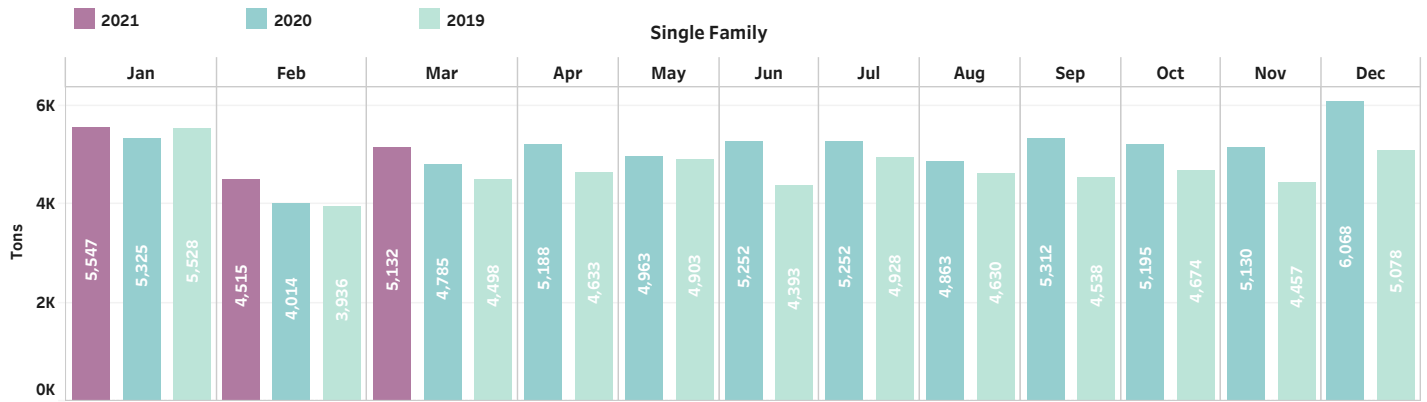
**Payment to Recycle Collection and Processing Contractors**  
 Monthly Average Cost per Recycled Ton

**Citywide Yearly Average Cost/Ton**

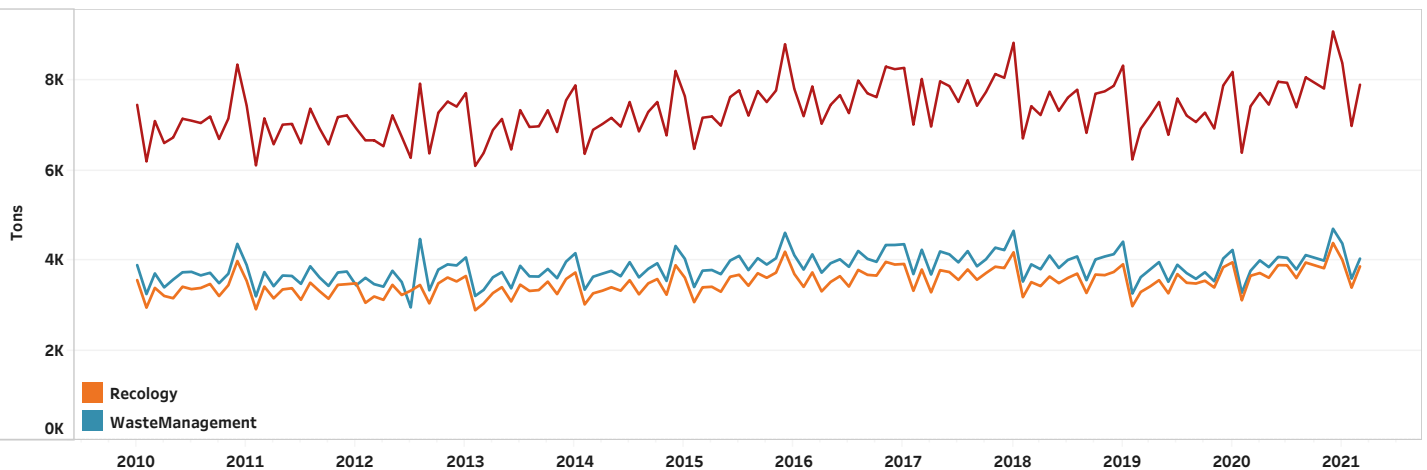


	Cost/Ton	Cost	Tons
2021	\$271.2	\$6,313,837	23,278
2020	\$277.0	\$25,871,487	93,410
2019	\$282.7	\$24,595,158	87,013
2018	\$229.6	\$20,864,434	90,859
2017	\$179.2	\$16,678,151	93,058
2016	\$181.7	\$16,756,407	92,210
2015	\$185.0	\$16,646,787	89,978
2014	\$187.0	\$16,181,962	86,526
2013	\$182.3	\$15,261,136	83,733
2012	\$166.5	\$13,915,161	83,595
2011	\$129.4	\$10,773,307	83,231
2010	\$148.7	\$12,609,120	84,794

**Residential: Single Family + Multi-Family**



City of Seattle Total Residential (Single Family + Multi Family) Tonnage Collected



Residential (Single Family + Multi Family)											Single Family (Estimated from periodic composition studies)								Multi Family (Estimated from periodic composition studies)									
		FERRO		GLASS	MIXED	NEWSP	PLASTI	TIN	CONTA	Grand	FERRO		GLASS	MIXED	NEWSP	PLASTI	TIN	CONTA	Grand	FERRO		GLASS	MIXED	NEWSP	PLASTI	TIN	CONTA	Grand
		ALUM	US MET								AL	US MET								AL	US MET							
2021	Q1	212	99	5,968	9,628	3,159	1,142	258	2,418	22,883	134	76	4,033	6,281	2,186	767	178	1,539	15,194	78	22	1,935	3,346	972	375	80	879	7,689
	Total	212	99	5,968	9,628	3,159	1,142	258	2,418	22,883	134	76	4,033	6,281	2,186	767	178	1,539	15,194	78	22	1,935	3,346	972	375	80	879	7,689
	Q4	226	106	6,371	10,270	3,374	1,219	276	2,578	24,419	144	82	4,351	6,777	2,359	827	192	1,660	16,393	82	23	2,020	3,493	1,015	392	84	918	8,026
2020	Q3	213	100	5,995	9,664	3,175	1,147	260	2,426	22,979	136	78	4,094	6,377	2,220	779	181	1,562	15,427	77	22	1,901	3,287	955	368	79	863	7,552
	Q2	210	99	5,942	9,572	3,148	1,137	257	2,402	22,766	135	77	4,088	6,368	2,217	777	181	1,560	15,403	75	21	1,853	3,205	931	359	77	842	7,363
	Total	848	397	23,913	38,555	12,662	4,575	1,035	9,678	91,664	539	309	16,282	25,360	8,828	3,096	719	6,212	61,345	309	88	7,632	13,195	3,834	1,479	316	3,466	30,318
2019	Q4	200	93	5,619	9,068	2,973	1,075	243	2,278	21,548	125	71	3,741	5,874	2,045	717	167	1,439	14,209	75	21	1,847	3,194	928	358	77	839	7,339
	Q3	197	92	5,546	8,949	2,935	1,061	240	2,247	21,268	124	71	3,711	5,827	2,028	712	165	1,428	14,096	73	21	1,805	3,121	907	350	75	820	7,171
	Total	779	364	21,964	35,419	11,628	4,203	951	8,892	84,199	494	283	14,915	23,231	8,087	2,836	659	5,691	56,196	285	82	7,049	12,187	3,541	1,366	292	3,201	28,003
2018	Q4	207	98	5,854	9,431	3,102	1,120	254	2,366	22,432	134	76	4,032	6,280	2,186	767	178	1,538	15,191	74	21	1,823	3,151	916	353	75	828	7,241
	Q3	197	93	5,566	8,960	2,951	1,065	241	2,246	21,319	128	73	3,877	6,039	2,102	737	171	1,479	14,608	68	20	1,689	2,921	849	327	70	767	6,711
	Total	806	381	22,792	36,695	12,080	4,360	987	9,202	87,304	523	276	4,017	6,257	2,178	764	177	1,533	15,135	69	20	1,713	2,961	860	332	71	778	6,803
2017	Q4	212	100	5,989	9,640	3,175	1,146	259	2,417	22,938	133	76	4,011	6,247	2,175	763	177	1,530	15,112	78	21	1,822	3,150	915	353	75	827	7,237
	Q3	203	96	5,742	9,234	3,046	1,098	249	2,314	21,983	138	79	4,167	6,491	2,259	792	184	1,590	15,701	68	20	1,689	2,921	849	327	70	767	6,712
	Total	823	390	23,285	37,469	12,346	4,554	1,009	9,393	89,168	530	303	16,010	24,937	8,680	3,045	707	6,109	60,322	69	20	1,699	2,937	853	329	70	771	6,748
2016	Q4	213	100	6,018	9,700	3,187	1,151	261	2,434	23,066	133	76	4,011	6,247	2,175	763	177	1,530	15,112	73	21	1,796	3,106	902	348	74	816	7,136
	Q3	203	96	5,731	9,226	3,038	1,096	248	2,313	21,952	134	77	4,053	6,313	2,197	771	179	1,546	15,271	283	81	7,006	12,113	3,520	1,358	290	3,182	27,833
	Total	815	385	23,052	37,112	12,218	4,409	999	9,307	88,297	530	303	16,010	24,937	8,680	3,045	707	6,109	60,322	77	22	1,903	3,291	956	369	79	864	7,561
2015	Q4	214	101	6,053	9,738	3,210	1,158	262	2,441	23,178	132	76	3,990	6,215	2,164	759	176	1,523	15,035	67	19	1,668	2,884	838	323	69	758	6,628
	Q3	201	96	5,697	9,154	3,024	1,089	247	2,293	21,802	129	74	3,879	6,042	2,103	738	171	1,480	14,615	70	20	1,729	2,990	869	335	72	785	6,871
	Total	794	379	22,542	36,226	11,963	4,311	978	9,073	86,266	530	303	16,010	24,937	8,680	3,045	707	6,109	60,322	285	82	7,042	12,175	3,538	1,365	292	3,198	27,976
2014	Q4	195	92	5,823	9,473	3,065	1,116	253	2,313	21,802	141	80	4,247	6,614	2,302	808	188	1,620	16,000	73	21	1,807	3,124	908	350	75	821	7,178
	Q3	188	88	5,683	9,382	3,014	1,104	247	2,298	21,802	141	80	4,247	6,614	2,302	808	188	1,620	16,000	66	19	1,634	2,826	821	317	68	742	6,493
	Total	794	379	22,542	36,226	11,963	4,311	978	9,073	86,266	530	303	16,010	24,937	8,680	3,045	707	6,109	60,322	63	18	1,551	2,826	779	301	64	704	6,161
2013	Q4	189	89	5,823	9,473	3,065	1,116	253	2,313	21,802	130	74	3,914	6,097	2,122	744	173	1,493	14,748	61	17	1,510	2,611	759	293	63	686	6,000
	Q3	186	87	5,823	9,473	3,065	1,116	253	2,313	21,802	126	72	3,816	5,944	2,069	726	169	1,456	14,377	263	75	6,502	11,243	3,267	1,260	269	2,953	25,833
	Total	730	344	14,261	40,444	15,683	3,484	977	4,811	80,732	531	304	16,040	24,983	8,696	3,050	708	6,120	60,434	47	18	1,087	3,395	1,083	228	59	445	6,362
2012	Q4	194	91	5,790	9,750	3,177	1,161	259	2,417	22,938	148	74	2,736	7,471	3,113	704	202	851	15,297	44	17	1,021	3,188	1,017	214	56	418	5,974
	Q3	180	85	5,516	9,958	3,872	861	242	1,182	19,897	144	72	2,662	7,268	3,028	684	196	828	14,882	43	16	983	3,070	980	206	53	402	5,753
	Total	731	344	14,261	40,424	15,690	3,487	978	4,805	80,720	142	71	2,618	7,150	2,979	673	193	814	14,640	43	16	990	3,091	987	207	54	405	5,793
2011	Q4	185	87	5,593	9,163	3,961	881	247	1,205	20,323	147	73	2,720	7,427	3,094	699	200	846	15,207	177	67	4,081	12,743	4,067	855	222	1,669	23,880
	Q3	184	87	5,577	9,102	3,948	879	247	1,196	20,221	141	70	2,607	7,120	2,966	670	192	811	14,578	43	16	990	3,091	987	207	54	405	5,793
	Total	734	348	14,246	40,237	15,727	3,501	984	4,764	80,541	147	73	2,710	7,399	3,083	697	200	843	15,150	39	15	897	2,800	894	188	49	367	5,248
2010	Q4	159	60	5,664	11,440	3,651	767	199	1,499	21,438	146	73	2,696	7,362	3,067	693	199	838	15,075	37	14	857	2,675	854	179	47	350	5,014
	Q3	153	58	5,525	11,006	3,513	738	192	1,442	20,626	147	73	2,710	7,399	3,083	697	200	843	15,150	36	14	836	2,609	833	175	46	342	4,890
	Total	312	118	11,189	22,446	7,164	1,505	391	2,941	42,064	586	292	10,839	29,598	12,332	2,787	798	3,370	60,604	148	56	3,414	10,658	3,402	715	186	1,396	19,974

Multi Family				
	Unit Counts	Tons	LB/Households	
2021	Mar	238,067	2,341	23
	Feb	237,498	2,080	20
	Jan	235,661	2,389	23
	AVG	237,075	2,270	22
2020	Dec	235,730	2,547	25
	Nov	234,727	2,263	22
	Oct	233,803	2,300	22
	Sep	234,177	2,304	22
2020	Aug	233,721	2,122	21
	Jul	232,590	2,263	22
	Jun	232,607	2,285	23
	May	231,920	2,102	22
2020	Apr	230,919	2,134	23
	Mar	231,085	2,200	23
	Feb	229,855	1,961	21
	Jan	227,565	2,373	25
2020	AVG	232,392	2,238	23
	Dec	227,229	2,308	25
	Nov	227,022	2,045	22
	Oct	226,244	2,147	23
2020	Sep	225,059	2,079	22
	Aug	222,989	2,111	22
	Jul	221,257	2,162	23
	Jun	219,965	1,894	20
2020	May	218,409	2,061	22
	Apr	218,124	2,032	22
	Mar	217,811	1,925	20
	Feb	216,843	1,826	20
2020	Jan	216,774	2,211	24
	AVG	221,477	2,067	22
	Dec	215,230	2,207	25
	Nov	214,531	2,108	24
2020	Oct	214,629	2,098	24
	Sep	213,657	1,827	21
	Aug	212,992	2,084	24
	Jul	212,560	2,034	23
2020	Jun	211,420	1,969	23
	May	210,544	2,052	24
	Apr	209,425	2,005	23
	Mar	208,378	1,991	23
2020	Feb	207,324	1,838	21
	Jan	207,241	2,308	27
	AVG	211,494	2,043	23
	Dec	207,097	2,160	25
2020	Nov	206,919	2,197	25
	Oct	206,298	2,053	24
	Sep	205,378	1,921	22
	Aug	204,305	2,084	24
2020	Jul	203,313	1,939	22
	Jun	202,612	2,045	24
	May	201,574	2,086	24
	Apr	200,159	1,845	21
2020	Mar	199,388	2,151	25
	Feb	198,238	1,903	22
	Jan	198,093	2,266	26
	AVG	202,781	2,054	24
2020	Dec	197,670	2,286	26
	Nov	196,982	2,269	26
	Oct	196,537	2,141	25
	Sep	195,459	2,055	24
2020	AVG	196,662	2,188	25

Special Items				
		Appliances (Counts)	Electronics (Counts)	Motor Oil (Gallon)
2021	Mar	266	106	164
	Feb	221	69	112
	Jan	199	68	184
	Total	686	243	460
2020	Dec	242	76	157
	Nov	240	60	183
	Oct	294	78	320
	Sep	281	80	210
2020	Aug	340	79	228
	Jul	376	96	323
	Jun	287	77	342
	May	263	62	284
2020	Apr	206	68	352
	Mar	217	56	371
	Feb	178	24	153
	Jan	177	29	150
2020	Total	3,101	785	3,073
	Dec	157	24	129
	Nov	183	37	127
	Oct	178	43	163
2020	Sep	329	47	124
	Aug	221	60	107
	Jul	223	46	113
	Jun	275	84	173
2020	May	158	70	194
	Apr	168	108	168
	Mar	141	6	93
	Feb	59	9	35
2020	Jan	115	9	59
	Total	2,207	534	1,485
	Dec	84	4	48
	Nov	85	4	115
2020	Oct	112	3	98
	Sep	118	3	62
	Aug	140	2	92
	Jul	154	5	127
2020	Jun	151	7	186
	May	129	8	122
	Apr	169	8	89
	Mar	130	19	84
2020	Feb	67	7	76
	Jan	78	4	65
	Total	1,417	62	1,164
	Dec	79	3	46
2020	Nov	76	7	168
	Oct	73	15	113
	Sep	72	3	147
	Aug	61	10	139
2020	Jul	60	4	138
	Jun	67	9	145
	May	61	3	154
	Apr	50	3	107
2020	Mar	61	3	115
	Feb	45	4	89
	Jan	25	4	73
	Total	730	61	1,434
2020	Dec	64	13	65
	Nov	36	1	109
	Oct	27	7	97
	Sep	50	14	136
2020	Aug	56	14	133
	Jul	41	21	131
	Jun	71	14	159
	May	72	16	182
2020	Apr	45	14	154
	Mar	60	21	124
	Feb	32	1	95
	Jan	23	2	93
2020	Total	577	138	1,478
	Dec	38	10	94
	Nov	20	4	62
	Oct	19	8	106
2020	Sep	29	1	134
	Aug	34	8	134
	Jul	42	3	133
	Jun	30	4	161
2020	May	26	5	125
	Apr	32	10	80
	Mar	49	15	134
	Feb	30	12	98
2020	Jan	28	8	177
	Total	377	88	1,438
	Dec	22	2	70
	Nov	14	3	80
2020	Oct	18	2	142
	Sep	15	1	141
	Aug	31	2	169
	Jul	14	4	155
2020	Jun	28	5	191
	May	14	4	168
	Apr	27	10	225
	Mar	35	8	241
2020	Feb	21	4	115
	Jan	14	4	123
	Total	253	49	1,820
	Dec	9	6	121
2020	Nov	20	4	146
	Oct	23	16	244
	Sep	20	5	218
	Aug	14	12	269
2020	Jul	21	5	213
	Jun	16	9	247
	May	17	7	245
	Apr	22	13	184
2020	Mar	27	10	200
	Feb	18	8	180
	Jan	15	3	170
	Total	222	98	2,437
2020	Dec	13	2	125
	Nov	24	8	219
	Oct	17	9	295
	Sep	27	7	240
2020	Aug	23	6	244
	Jul	21	8	245
	Jun	19	10	309
	May	22	3	334
2020	Apr	22	3	326
	Mar	20	8	235
	Feb	16	4	101
	Jan	5	6	62
2020	Total	229	74	2,735

Single family households' data is not available due to accuracy issues. We will publish this data when these issues are resolved.