

Tonnage by Sector

	Self Haul	Single Family	Multi Family	Residential	Commercial	Total
Tonnage	1,232	16,310	803.5	17,113	11,582	29,927
% Difference vs 2020	8.35%	0.07%	-11.14%	-0.52%	-41.57%	-21.58%

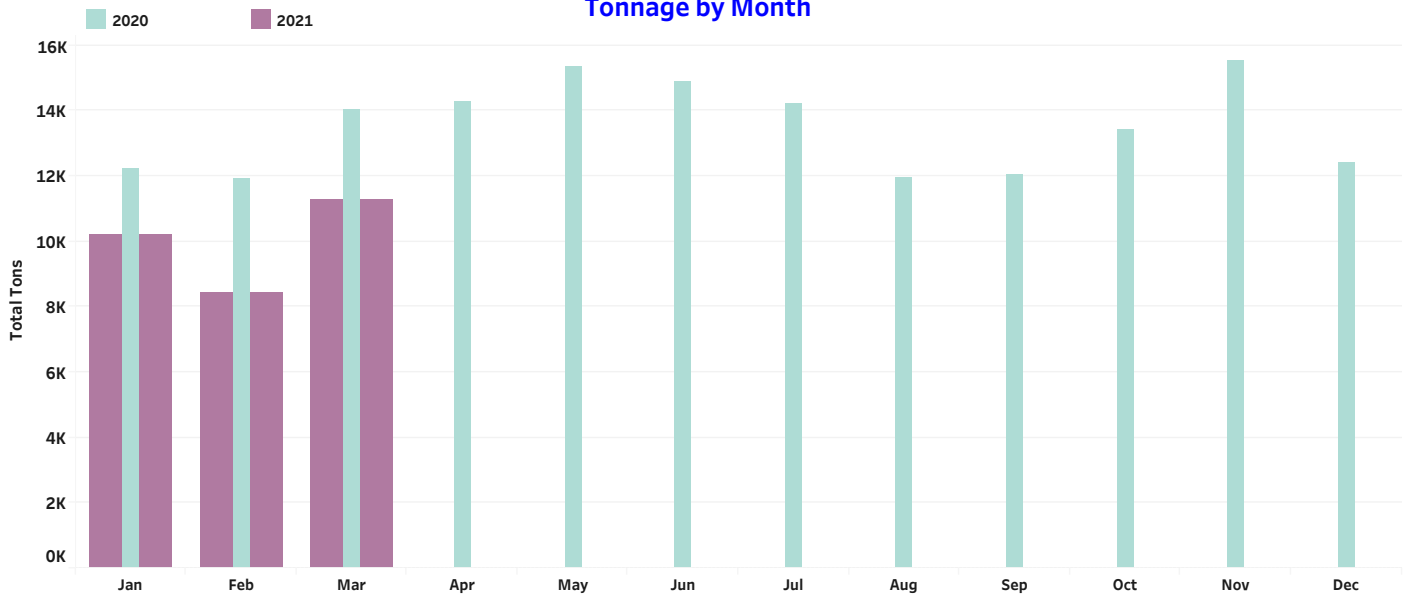
Single Family Subscription Counts by Premises

	13 Gal	13 Gal %	32 Gal	32 Gal %	90 Gal	90 Gal %	Total Signed Up	Total Signed Up %	Exempt	Exemp %
Mar	35,752	23.55%	27,661	18.22%	89,089	58.68%	151,813	98.13%	3,300	2.13%

Multi Family Subscription Counts by Premises

	Curb No Liner	Curb No Liner%	Curb Liner	Curb Liner%	Onsite Liner	Onsite Liner%	Total Signed Up	Total Signed Up%	Exempt	Exempt%
Mar	1,409	21.76%	3,680	56.83%	1,517	23.42%	158,289	96.28%	88	1.31%

Tonnage by Month



Basics of Self Haul Program

SERVICE: Two city owned recycle and disposal stations accept organics during regular operating hours. Yard waste must be separated and cannot be disposed of as garbage.

FEES: Cars: \$20.00 per trip (compared to \$30.00 per trip for garbage).
Trucks: \$110.00 per ton (compared to \$145.00 per ton for garbage).

Basics of Commercial Program

SERVICE: Seattle has contracts with Waste Management and Recology/Cleancescapes for garbage and organics service. Customers can sign up with their contract garbage hauler for organics service. In addition, Seattle commercial customers can choose organics service through a hauler outside of the city contracts. This is referred to as "noncontract" organics service.

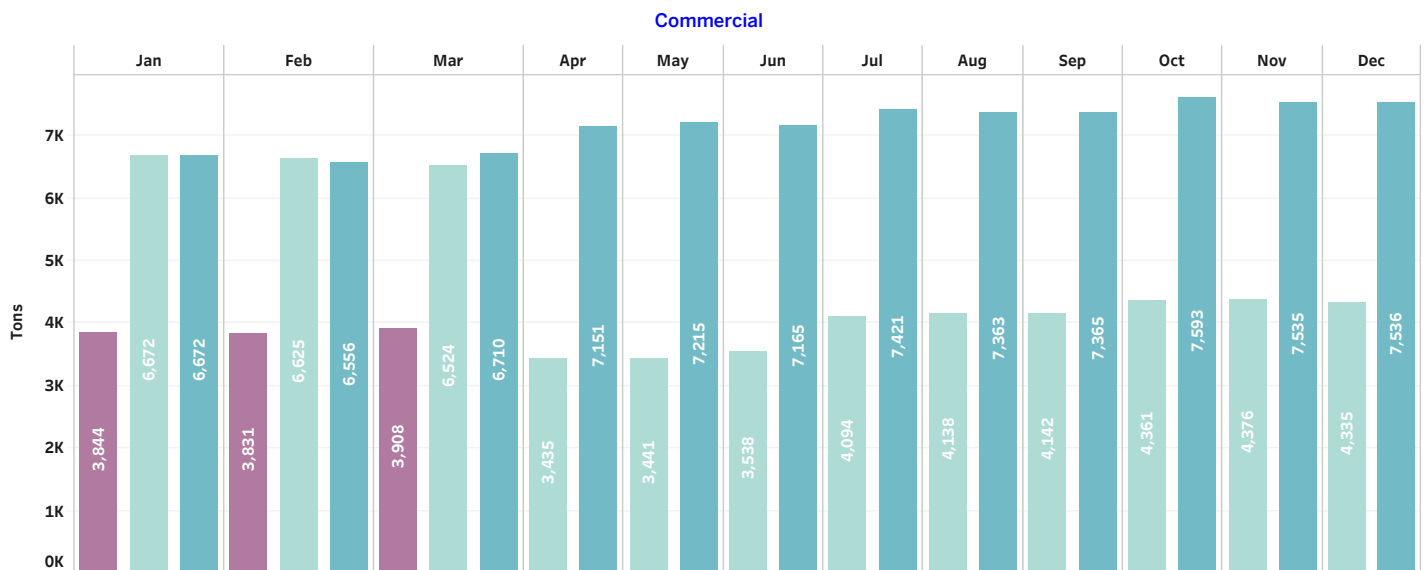
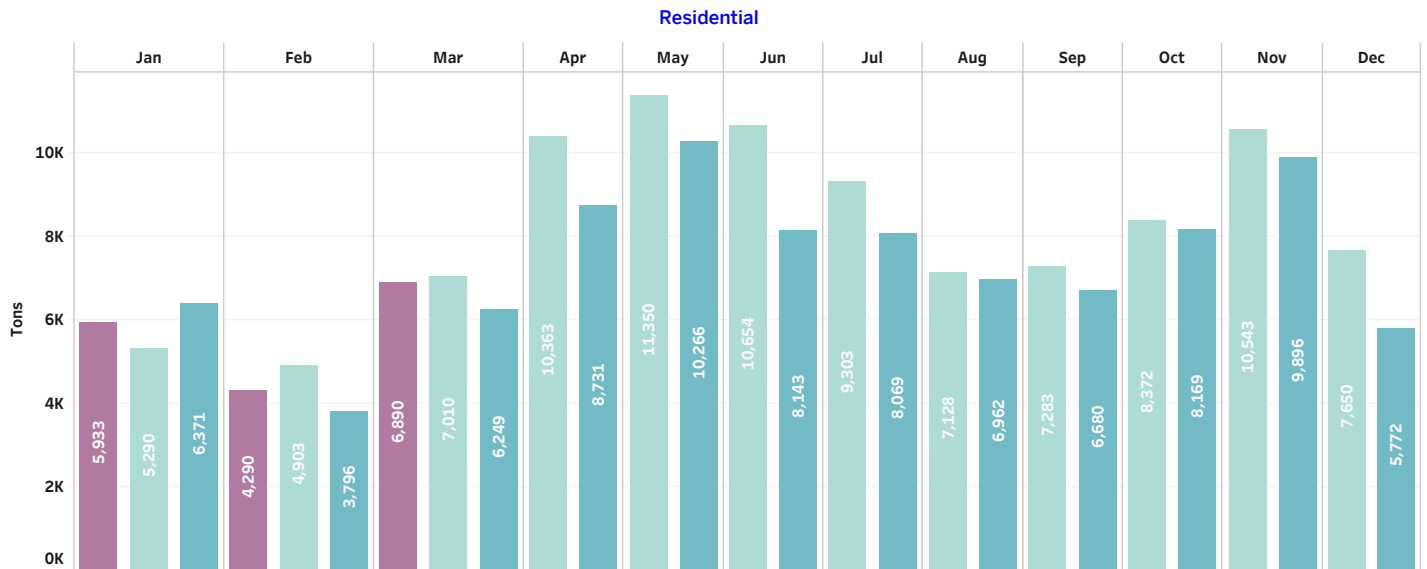
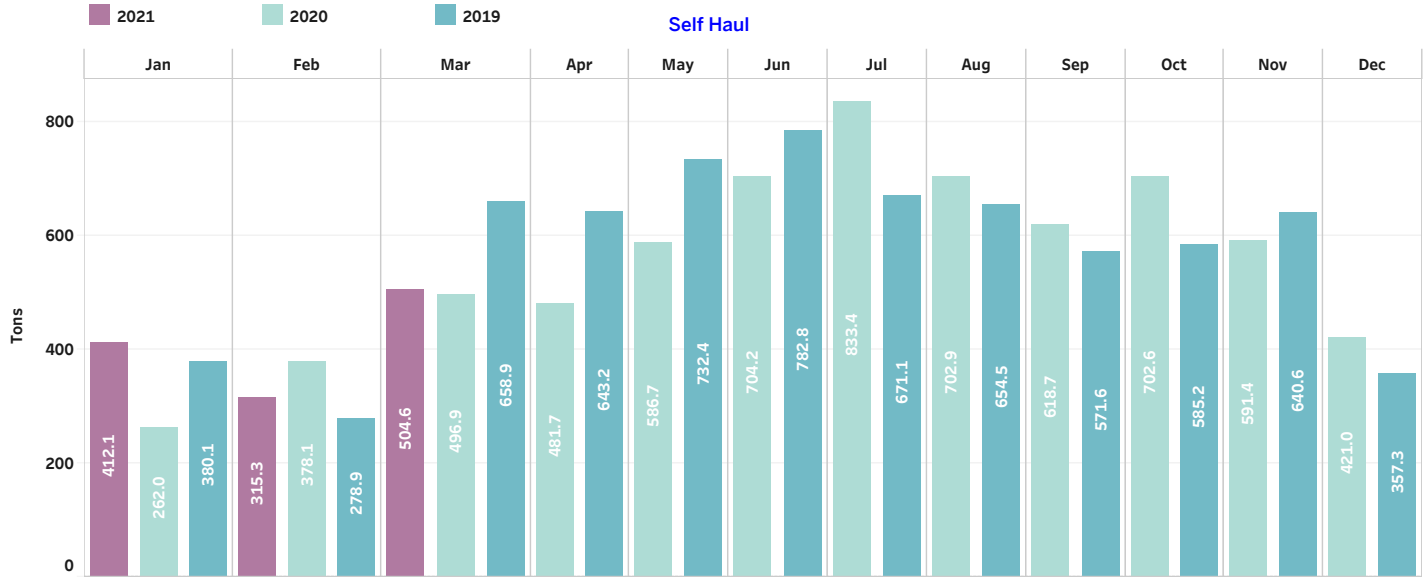
MATERIALS: All food scraps (including meat, fish, dairy and produce), food soiled paper, waxed cardboard, and yard debris. **Beginning January 1, 2015 all organics materials are not allowed in the garbage.**
FEES: Approximately 32% below garbage prices. (Non-contract prices vary.)

Service: Beginning April 2009, collection frequency increased from bi-weekly to weekly pickup. All single family customers are required to sign up for organics service or request an exemption if they have backyard food waste composting. As of September 2011 multifamily and multiplex customers are also required to sign up for organics service. Multifamily customers can sign up for residential can/cart curbside service or onsite can/cart service. (Curbside service requires the customer to bring their container to the curb; onsite service does not require the customer to move their container.) Liner service, which includes a biodegradable plastic liner placed in the can or cart after each collection, is also available to multifamily customers.

MATERIALS: Leaves, grass clippings, prunings 4 inches or less in diameter. Starting in April 2009, all food waste and food soiled paper are allowed in the cart. As of January 1, 2015, Organics, including food waste, compostable paper, and yard waste are not allowed in the curbside garbage container.

Fees: Monthly Variable Can/Cart Prices: 13 gal = \$6.15, 32 gal = \$9.25, 96 gal = \$11.85, Extra Bundle = \$5.90

Residential: Single Family + Multi-Family

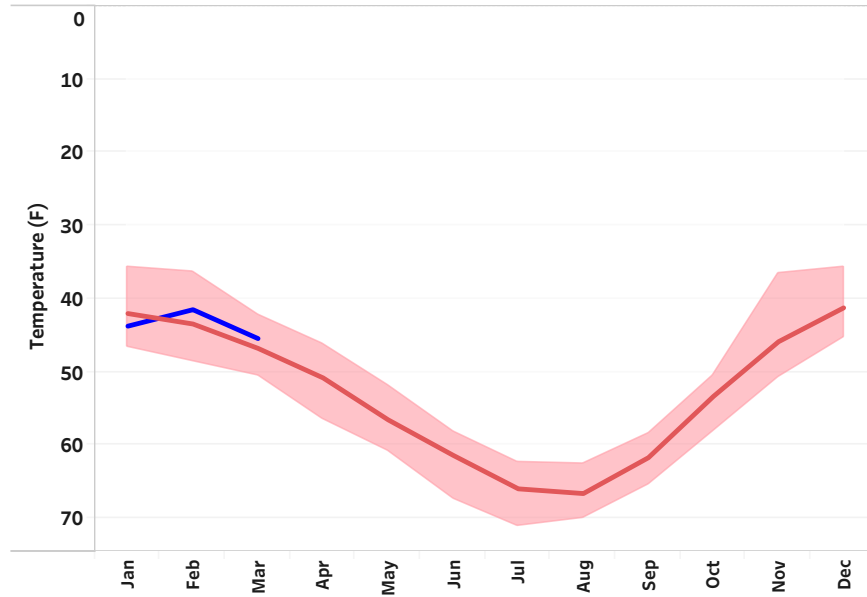
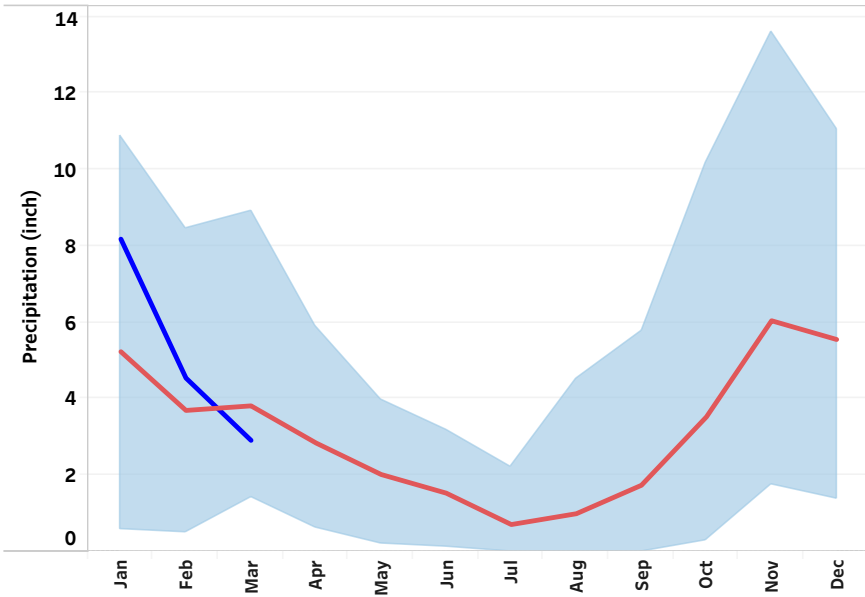
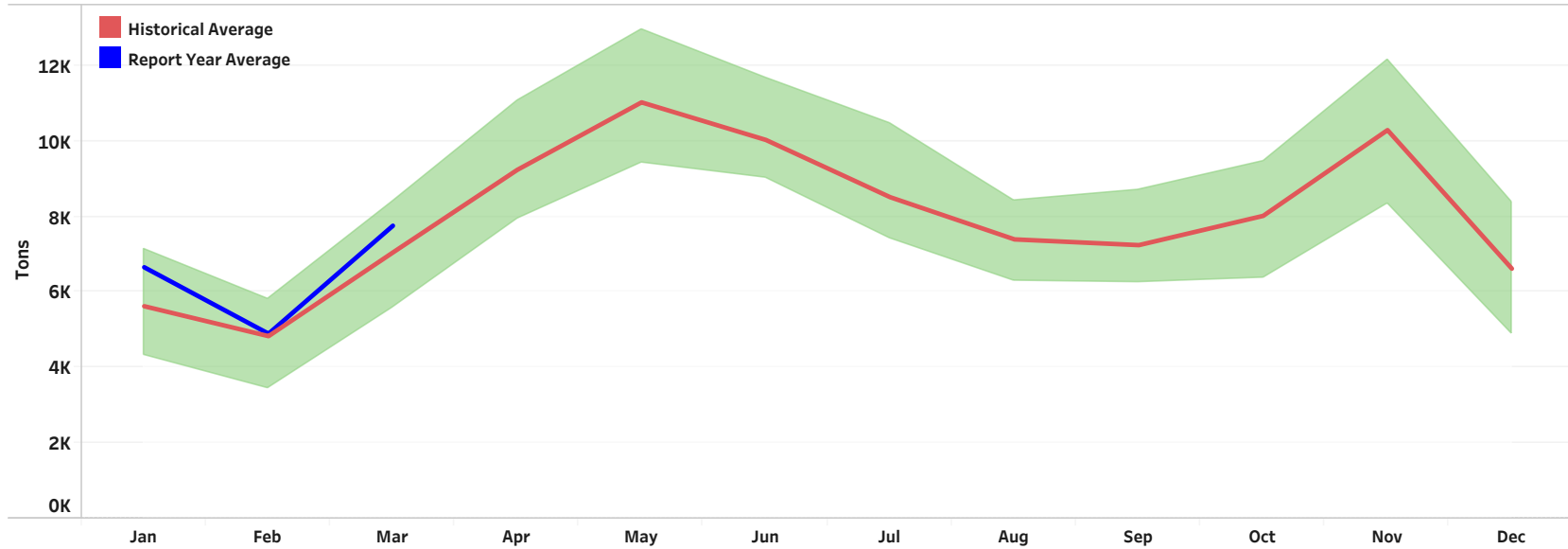


Organics Report

Solid Waste Planning & Program Management
SPU_SW_Reports@seattle.gov

Weather Impact on Organics Tonnage

Q1
2021



Tonnage						
	Self Haul	Single Family	Multi Family	Commercial	Total	
2021	Mar	505	6,577	313	3,908	11,302
	Feb	315	4,071	219	3,831	8,436
	Jan	412	5,662	271	3,844	10,189
	Total	1,232	16,310	803	11,582	29,927
	Dec	421	7,337	313	4,335	12,406
	Nov	591	10,172	372	4,376	15,511
	Oct	703	8,057	316	4,361	13,436
	Sep	619	6,971	312	4,142	12,044
	Aug	703	6,833	294	4,138	11,969
	Jul	833	8,977	327	4,094	14,231
2020	Jun	704	10,318	336	3,538	14,896
	May	587	11,011	340	3,441	15,379
	Apr	482	10,053	310	3,435	14,279
	Mar	497	6,716	294	6,524	14,031
	Feb	378	4,615	288	6,625	11,907
	Jan	496	4,967	323	6,572	12,223
	Total	6,780	96,028	3,822	55,681	162,311
	Dec	357	5,425	347	7,536	13,665
	Nov	641	9,486	410	7,535	18,072
	Oct	585	7,766	404	7,593	16,347
Sep	572	6,341	339	7,365	14,616	
2019	Aug	655	6,589	373	7,363	14,980
	Jul	671	7,697	373	7,421	16,161
	Jun	783	7,782	361	7,165	16,091
	May	732	9,857	408	7,215	19,214
	Apr	643	8,382	349	7,151	16,525
	Mar	659	5,922	327	6,710	13,618
	Feb	279	3,553	243	6,556	10,631
	Jan	380	6,041	329	6,672	13,423
	Total	6,957	84,842	4,263	86,282	182,344
	Dec	387	5,808	322	7,422	13,939
Nov	532	10,036	416	7,394	18,377	
Oct	547	7,504	330	7,405	15,786	
Sep	570	5,833	349	7,069	13,740	
Aug	536	6,446	320	7,080	14,381	
Jul	584	6,848	308	7,097	14,837	
Jun	611	7,981	349	7,304	16,245	
May	694	10,622	422	7,276	19,014	
Apr	523	7,483	322	7,295	15,623	
Mar	518	6,485	321	6,997	14,320	
Feb	297	4,403	271	6,928	11,898	
Jan	329	5,533	316	6,968	13,146	
Total	6,127	84,982	3,965	86,234	181,307	
Dec	385	6,238	313	7,065	14,000	
Nov	552	10,818	419	7,062	18,851	
Oct	599	7,120	331	7,097	15,147	
Sep	569	5,941	282	6,814	13,605	
Aug	520	6,414	311	6,793	14,037	
Jul	640	7,135	330	6,756	14,862	
Jun	684	9,578	373	6,572	17,307	
May	613	11,361	425	6,739	19,139	
Apr	581	7,859	345	6,625	15,409	
Mar	406	5,688	292	6,370	12,756	
Feb	310	4,110	242	6,128	10,790	
Jan	270	4,577	287	6,276	11,410	
Total	6,127	86,839	3,950	80,397	177,313	
Dec	227	5,065	535	5,753	11,580	
Nov	338	9,968	471	5,742	16,519	
Oct	303	7,312	427	5,735	13,757	
Sep	368	6,743	316	5,583	13,010	
Aug	367	6,996	230	5,553	13,246	
Jul	541	7,310	200	5,581	13,633	
Jun	469	8,494	210	5,451	14,625	
May	511	9,601	203	5,528	15,842	
Apr	470	9,439	182	5,447	15,539	
Mar	350	7,518	198	5,139	13,206	
Feb	238	5,030	170	5,154	10,554	
Jan	211	5,024	250	5,154	10,640	
Total	4,394	88,501	3,373	65,883	162,151	
Dec	236	6,465	258	5,117	12,076	
Nov	317	9,495	263	5,189	15,264	
Oct	373	7,440	207	5,220	13,241	
Sep	393	7,786	214	5,107	13,499	
Aug	346	6,036	237	5,129	11,749	
Jul	370	6,582	238	5,128	12,287	
Jun	421	8,106	230	4,883	13,650	
May	463	8,921	234	4,861	14,480	
Apr	398	8,496	190	4,845	13,929	
Mar	367	6,985	115	4,331	11,798	
Feb	252	5,128	94	4,251	9,726	
Jan	221	5,414	99	4,401	10,135	
Total	4,167	86,854	2,359	58,462	151,842	
Dec	264	6,780	142	4,268	11,454	
Nov	312	7,748	130	4,245	12,435	
Oct	355	7,350	178	4,231	12,114	
Sep	359	6,174	126	4,213	10,872	
Aug	381	5,680	133	4,202	10,397	
Jul	451	6,924	109	4,199	11,683	
Jun	510	8,363	93	4,048	13,015	
May	458	9,974	144	4,019	14,594	
Apr	396	8,541	134	4,005	13,076	
Mar	271	5,704	114	3,717	9,096	
Feb	156	3,057	97	3,709	5,019	
Jan	273	4,761	133	3,730	8,897	
Total	4,187	81,056	1,533	48,586	135,361	
Dec	293	4,347	110	3,960	8,711	
Nov	647	9,390	141	3,979	14,156	
Oct	582	7,232	152	3,998	11,965	
Sep	521	6,022	134	3,867	10,544	
Aug	572	5,788	141	3,846	10,346	
Jul	657	7,623	137	3,842	12,359	
Jun	722	8,456	68	3,630	12,876	
May	595	9,991	77	3,631	14,293	
Apr	453	8,234	59	3,620	12,366	
Mar	438	5,837	58	3,436	9,769	
Feb	305	3,886	55	3,440	7,687	
Jan	258	4,390	64	3,460	8,171	
Total	6,044	81,196	1,196	44,708	133,144	
Dec	346	5,166	65	3,672	9,250	
Nov	480	9,271	61	3,700	13,512	
Oct	459	6,356	63	3,677	10,555	
Sep	545	5,486	63	3,541	9,635	
Aug	596	7,614	59	3,531	11,800	
Jul	768	7,719	56	3,521	12,064	
Jun	710	9,062	59	3,414	13,245	
May	681	10,562	63	3,377	14,682	
Apr	615	8,544	57	3,348	12,564	
Mar	420	4,989	33	3,314	8,756	
Feb	406	4,107	34	3,293	7,840	
Jan	306	4,146	31	3,321	7,804	
Total	6,334	83,021	645	41,709	131,708	
Dec	453	6,295	42	3,488	10,278	
Nov	475	8,590	42	3,557	12,665	
Oct	493	5,620	39	3,513	9,665	
Sep	602	5,495	35	3,398	9,530	
Aug	651	6,506	29	3,423	10,608	
Jul	783	7,557	24	3,414	11,777	
Jun	787	10,346	26	3,282	14,441	
May	636	9,903	23	3,317	13,878	
Apr	579	7,140	27	3,284	11,030	
Mar	438	4,877	21	3,133	8,469	
Feb	340	3,370	18	3,080	6,807	
Jan	297	3,769	22	3,134	7,222	
Total	6,532	79,466	347	40,024	126,369	
Dec	395	5,801	347	3,400	9,597	
Nov	472	7,666	341	3,411	11,549	
Oct	557	6,195	340	3,400	10,151	
Sep	651	6,038	352	3,352	10,042	
Aug	697	5,962	363	3,363	10,023	
Jul	844	7,859	330	3,310	12,014	
Jun	900	10,003	298	3,228	13,831	
May	732	8,564	293	3,228	12,228	
Apr	629	7,276	290	3,228	10,924	
Mar	648	6,302	268	3,228	9,636	
Feb	497	4,221	268	3,228	7,407	
Jan	385	3,965	271	3,228	7,062	
Total	7,409	79,952	37,101	124,462		

Residential Subscription Counts						
	Single Family	Multi Family	Residential	Residential Tons	Lbs/Accts	
2021	Mar	151,813	6,476	158,289	6,890	87
	Feb	151,615	6,465	158,080	4,290	54
	Jan	151,481	6,466	157,937	5,933	75
	AVG	151,636	6,466	158,002	5,704	216
	Dec	151,821	6,452	157,875	7,650	97
	Nov	151,319	6,439	157,758	10,543	134
	Oct	151,243	6,431	157,674	8,372	106
	Sep	151,151	6,426	157,577	7,283	92
	Aug	151,035	6,410	157,445	7,128	91
	Jul	150,960	6,411	157,371	9,303	118
2020	Jun	150,839	6,420	157,259	10,654	135
	May	150,741	6,409	157,150	11,350	144
	Apr	150,631	6,374	157,005	10,363	132
	Mar	150,551	6,387	156,938	7,010	89
	Feb	150,385	6,374	156,759	4,903	63
	Jan	150,244	6,373	156,617	5,290	68
	AVG	150,877	6,409	157,286	8,321	1,270
	Dec	150,180	6,391	156,571	5,772	74
	Nov	150,500	6,389	156,439	9,896	127
	Oct	149,960	6,385	156,345	8,169	105
2019	Sep	149,851	6,366	156,217	6,580	86
	Aug	149,765	6,348	156,113	6,962	89
	Jul	149,601	6,319	155,920	8,069	104
	Jun	149,527	6,364	155,891	8,143	104
	May	149,398	6,355	155,753	10,266	132
	Apr	149,204	6,313	155,517	8,731	112
	Mar	149,105	6,337	155,442	6,249	80
	Feb	149,010	6,331	155,341	3,796	49
	Jan	148,903	6,328	155,231	6,371	82
	AVG	149,546	6,352	155,998	7,425	1,143
Dec	148,836	6,335	155,171	6,129	79	
Nov	148,744	6,323	155,067	10,322	135	
Oct	148,710	6,326	155,036	7,834	101	
Sep	148,652	6,318	154,970	6,102	79	
Aug	148,553	6,307	154,860	6,766	87	
Jul	148,462	6,297	154,759	7,156	92	
Jun	148,241	6,239	154,480	8,330	108	
May	148,012	6,149	154,161	11,045	143	
Apr	147,714	6,049	153,763	7,805	102	
Mar	147,458	5,968	153,426	6,805	89	
Feb	147,299	5,952	153,251	4,674	61	
Jan	147,171	5,951	153,122	5,849	76	
AVG	148,241	6,185	154,339	7,412	1,153	
Dec	147,054	5,943	152,997	6,551	86	
Nov	146,920	5,942	152,862	11,237	147	
Oct	146,798	5,935	152,733	7,451	98	
Sep	146,689	5,928	152,617	6,222	82	
Aug	146,561	5,905	152,466	6,725	88	
Jul	146,409	5,892	152,301	9,362	98	
Jun	146,190	5,886	152,076	9,951	131	
May	146,002	5,870	151,872	11,786	155	
Apr	145,828	5,862	151,690	8,203	108	
Mar				5,980		
Feb				4,352		
Jan				4,864		

Single Family

		13 Gal	13 Gal %	32 Gal	32 Gal %	90 Gal	90 Gal %	Total Signed Up	Total Signed Up %	Exempt	Exemp %
2021	Mar	35,752	23.55%	27,661	18.22%	89,089	58.68%	151,813	98.13%	3,300	2.13%
	Feb	35,559	23.45%	27,516	18.15%	89,236	58.86%	151,615	98.12%	3,322	2.15%
	Jan	35,417	23.38%	27,223	17.97%	89,536	59.11%	151,481	98.13%	3,333	2.16%
	AVG	35,576	23.46%	27,467	18.11%	89,287	58.88%	151,636	98.12%	3,318	2.15%
2020	Dec	35,308	23.32%	27,133	17.92%	89,677	59.22%	151,421	98.13%	3,339	2.16%
	Nov	35,178	23.25%	27,062	17.88%	89,781	59.33%	151,319	98.12%	3,357	2.18%
	Oct	35,065	23.18%	26,986	17.84%	89,900	59.44%	151,243	98.11%	3,375	2.19%
	Sep	35,033	23.18%	26,881	17.78%	89,943	59.51%	151,151	98.09%	3,401	2.21%
	Aug	35,009	23.18%	26,703	17.68%	90,032	59.61%	151,035	98.09%	3,423	2.22%
	Jul	35,022	23.20%	26,583	17.61%	90,060	59.66%	150,960	98.08%	3,443	2.24%
	Jun	35,108	23.28%	26,374	17.48%	90,064	59.71%	150,839	98.06%	3,466	2.25%
	May	35,287	23.41%	26,292	17.44%	89,887	59.63%	150,741	98.05%	3,494	2.27%
	Mar	35,525	23.60%	26,034	17.29%	89,716	59.59%	150,551	98.03%	3,544	2.31%
	Feb	35,334	23.50%	25,881	17.21%	89,895	59.78%	150,385	98.01%	3,567	2.32%
	Jan	35,207	23.43%	25,746	17.14%	90,013	59.91%	150,244	98.01%	3,581	2.34%
	AVG	35,189	23.32%	26,516	17.57%	89,906	59.58%	150,899	98.07%	3,454	2.24%
2019	Dec	35,049	23.34%	25,615	17.06%	90,254	60.10%	150,180	98.02%	3,590	2.34%
	Nov	34,915	23.27%	25,514	17.00%	90,355	60.22%	150,050	98.01%	3,603	2.35%
	Oct	34,822	23.22%	25,406	16.94%	90,471	60.33%	149,960	98.00%	3,618	2.36%
	Sep	34,720	23.17%	25,279	16.87%	90,594	60.46%	149,851	97.98%	3,644	2.38%
	Aug	34,696	23.17%	25,144	16.79%	90,664	60.54%	149,765	97.97%	3,662	2.40%
	Jul	34,691	23.19%	24,983	16.70%	90,656	60.60%	149,601	97.93%	3,706	2.43%
	Jun	34,681	23.19%	24,865	16.63%	90,719	60.67%	149,527	97.95%	3,743	2.45%
	May	34,687	23.22%	24,780	16.59%	90,668	60.69%	149,398	97.93%	3,772	2.47%
	Mar	34,665	23.25%	24,448	16.40%	90,720	60.84%	149,105	97.91%	3,850	2.53%
	Feb	34,612	23.23%	24,349	16.34%	90,776	60.92%	149,010	97.91%	3,860	2.54%
	Jan	34,507	23.17%	24,289	16.31%	90,825	61.00%	148,903	97.91%	3,867	2.54%
	AVG	34,731	23.22%	24,970	16.69%	90,609	60.58%	149,577	97.95%	3,720	2.44%
2018	Dec	34,421	23.13%	24,164	16.24%	90,976	61.12%	148,836	97.90%	3,881	2.55%
	Nov	34,325	23.08%	24,073	16.18%	91,068	61.22%	148,744	97.90%	3,898	2.57%
	Oct	34,263	23.04%	23,987	16.13%	91,196	61.32%	148,710	97.89%	3,925	2.58%
	Sep	34,181	22.99%	23,852	16.05%	91,362	61.46%	148,652	97.88%	3,938	2.59%
	Aug	34,106	22.96%	23,748	15.99%	91,435	61.55%	148,553	97.87%	3,965	2.61%
	Jul	34,084	22.96%	23,598	15.89%	91,520	61.65%	148,462	97.84%	3,999	2.64%
	Jun	34,079	22.99%	23,426	15.80%	91,571	61.77%	148,241	97.78%	4,037	2.66%
	May	34,137	23.06%	23,249	15.71%	91,420	61.77%	148,012	97.68%	4,075	2.69%
	Mar	34,167	23.17%	22,973	15.58%	91,393	61.98%	147,458	97.48%	4,163	2.75%
	Feb	34,091	23.14%	22,848	15.51%	91,444	62.08%	147,299	97.67%	4,191	2.78%
	Jan	33,953	23.07%	22,755	15.46%	91,548	62.21%	147,171	97.72%	4,211	2.80%
	AVG	34,164	23.05%	23,516	15.87%	91,358	61.65%	148,194	97.78%	4,026	2.66%
2017	Dec	33,798	22.98%	22,659	15.41%	91,730	62.38%	147,054	97.71%	4,230	2.81%
	Nov	33,672	22.92%	22,511	15.32%	91,852	62.52%	146,920	97.69%	4,251	2.83%
	Oct	33,559	22.86%	22,372	15.24%	91,943	62.63%	146,798	97.69%	4,271	2.84%
	Sep	33,420	22.78%	22,238	15.16%	92,163	62.83%	146,689	97.68%	4,301	2.86%
	Aug	33,346	22.75%	22,093	15.07%	92,229	62.93%	146,561	97.66%	4,328	2.88%
	Jul	33,297	22.74%	21,935	14.98%	92,274	63.02%	146,409	97.65%	4,355	2.90%
	Jun	33,248	22.74%	21,834	14.94%	92,214	63.08%	146,190	97.62%	4,399	2.94%
	May	33,274	22.79%	21,701	14.86%	92,106	63.09%	146,002	97.59%	4,446	2.97%
AVG	33,452	22.82%	22,168	15.12%	92,064	62.81%	146,578	97.66%	4,323	2.88%	

Multi Family

		Curb No Liner	Curb No Liner%	Curb Liner	Curb Liner%	Onsite Liner	Onsite Liner%	Total Signed Up	Total Signed Up %	Exempt	Exempt%
2021	Mar	1,409	21.76%	3,680	56.83%	1,517	23.42%	158,289	96.28%	88	1.31%
	Feb	1,406	21.75%	3,673	56.81%	1,514	23.42%	158,080	96.22%	88	1.31%
	Jan	1,404	21.75%	3,672	56.88%	1,510	23.39%	157,937	96.14%	87	1.30%
	AVG	1,406	21.75%	3,675	56.84%	1,514	23.41%	158,102	96.22%	88	1.30%
2020	Dec	1,410	21.85%	3,671	56.90%	1,501	23.26%	157,873	96.08%	88	1.31%
	Nov	1,411	21.91%	3,663	56.89%	1,494	23.20%	157,758	95.99%	91	1.36%
	Oct	1,410	21.93%	3,662	56.94%	1,487	23.12%	157,674	95.99%	89	1.33%
	Sep	1,412	21.97%	3,659	56.94%	1,484	23.09%	157,577	95.90%	90	1.34%
	Aug	1,401	21.86%	3,657	57.05%	1,481	23.10%	157,445	95.64%	90	1.34%
	Jul	1,408	21.96%	3,656	57.03%	1,472	22.96%	157,371	95.59%	90	1.34%
	Jun	1,416	22.06%	3,664	57.07%	1,465	22.82%	157,259	95.69%	89	1.33%
	May	1,413	22.05%	3,661	57.12%	1,462	22.81%	157,150	95.64%	89	1.33%
	Mar	1,409	22.06%	3,660	57.30%	1,441	22.56%	156,938	95.02%	88	1.31%
	Feb	1,413	22.17%	3,647	57.22%	1,435	22.51%	156,759	94.91%	88	1.31%
	Jan	1,413	22.17%	3,647	57.23%	1,434	22.50%	156,617	94.92%	88	1.31%
	AVG	1,411	22.00%	3,659	57.06%	1,469	22.90%	157,311	95.58%	89	1.33%
2019	Dec	1,436	22.47%	3,659	57.25%	1,420	22.22%	156,571	95.05%	84	1.25%
	Nov	1,439	22.52%	3,662	57.32%	1,414	22.13%	156,439	95.00%	85	1.26%
	Oct	1,441	22.57%	3,657	57.27%	1,413	22.13%	156,345	94.97%	85	1.26%
	Sep	1,440	22.62%	3,642	57.21%	1,408	22.12%	156,217	94.69%	83	1.23%
	Aug	1,437	22.64%	3,632	57.21%	1,401	22.07%	156,113	94.39%	83	1.23%
	Jul	1,442	22.82%	3,600	56.97%	1,398	22.12%	155,920	94.14%	85	1.27%
	Jun	1,496	23.51%	3,605	56.65%	1,384	21.75%	155,891	94.16%	78	1.15%
	May	1,507	23.71%	3,598	56.62%	1,374	21.62%	155,753	94.05%	76	1.12%
	Mar	1,558	24.59%	3,543	55.91%	1,359	21.45%	155,442	93.44%	68	1.00%
	Feb	1,557	24.59%	3,541	55.93%	1,353	21.37%	155,341	93.43%	68	1.00%
	Jan	1,557	24.60%	3,540	55.94%	1,352	21.37%	155,231	93.47%	69	1.02%
	AVG	1,483	23.33%	3,607	56.75%	1,389	21.85%	155,933	94.25%	79	1.17%
2018	Dec	1,570	24.78%	3,544	55.94%	1,344	21.22%	155,171	93.44%	67	0.99%
	Nov	1,569	24.81%	3,535	55.91%	1,342	21.22%	155,067	93.31%	68	1.00%
	Oct	1,576	24.91%	3,537	55.91%	1,332	21.06%	155,036	93.26%	66	0.97%
	Sep	1,570	24.85%	3,544	56.09%	1,324	20.96%	154,970	93.24%	65	0.96%
	Aug	1,568	24.86%	3,538	56.10%	1,321	20.94%	154,860	93.23%	65	0.96%
	Jul	1,571	24.95%	3,525	55.98%	1,319	20.95%	154,759	93.14%	65	0.96%
	Jun	1,634	26.19%	3,497	56.05%	1,307	20.95%	154,480	92.69%	58	0.86%
	May	1,627	26.46%	3,408	55.42%	1,303	21.19%	154,161	91.68%	58	0.86%
	Mar	1,918	32.14%	3,286	55.06%	1,286	21.55%	153,426	89.61%	35	0.53%
	Feb	1,976	33.20%	3,286	55.21%	1,276	21.44%	153,251	89.50%	32	0.48%
	Jan	1,978	33.24%	3,284	55.18%	1,275	21.42%	153,122	89.52%	31	0.47%
	AVG	1,687	27.31%	3,453	55.71%	1,312	21.17%	154,391	92.06%	55	0.82%
2017	Dec	1,994	33.55%	3,283	55.24%	1,266	21.30%	152,997	89.45%	31	0.47%
	Nov	1,993	33.54%	3,281	55.22%	1,265	21.29%	152,862	89.43%	30	0.45%
	Oct	1,992	33.56%	3,272	55.13%	1,263	21.28%	152,733	89.36%	30	0.45%
	Sep	1,996	33.67%	3,281	55.35%	1,243	20.97%	152,617	89.37%	29	0.44%
	Aug	1,995	33.78%	3,264	55.28%	1,236	20.93%	152,466	89.31%	29	0.44%
	Jul	2,001	33.96%	3,256	55.26%	1,230	20.88%	152,301	89.18%	29	0.44%
	Jun	2,002	34.01%	3,246	55.15%	1,229	20.88%	152,076	89.14%	29	0.44%
	May	1,998	34.04%	3,239	55.18%	1,221	20.80%	151,872	89.01%	29	0.44%
AVG	1,996	33.77%	3,265	55.22%	1,244	21.04%	152,491	89.28%	30	0.45%	