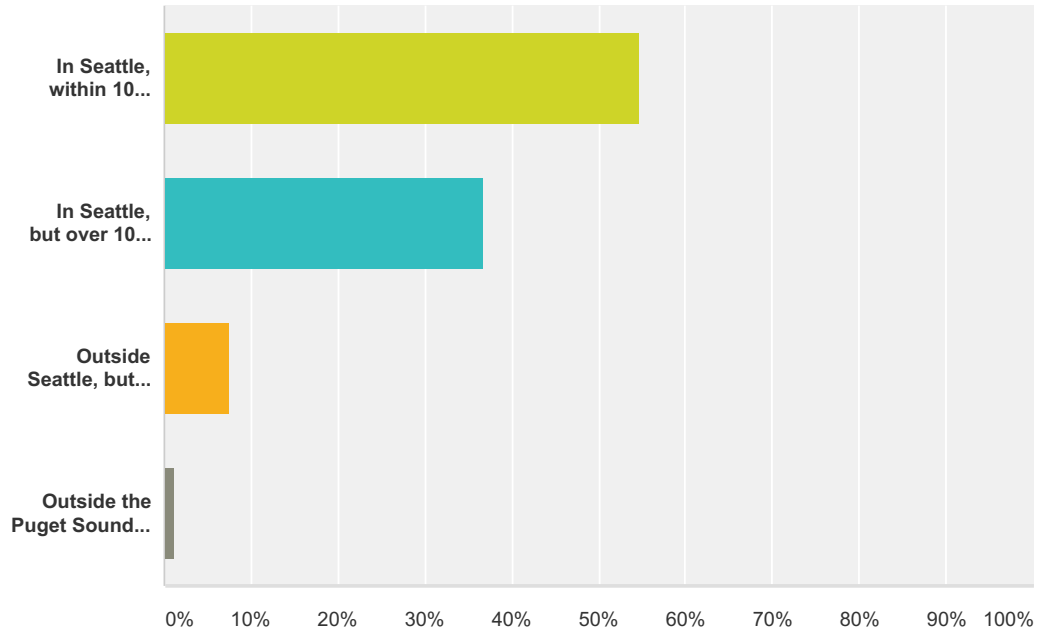


Madison Corridor Bus Rapid Transit Survey

Q1 Where do you live?

Answered: 412 Skipped: 2

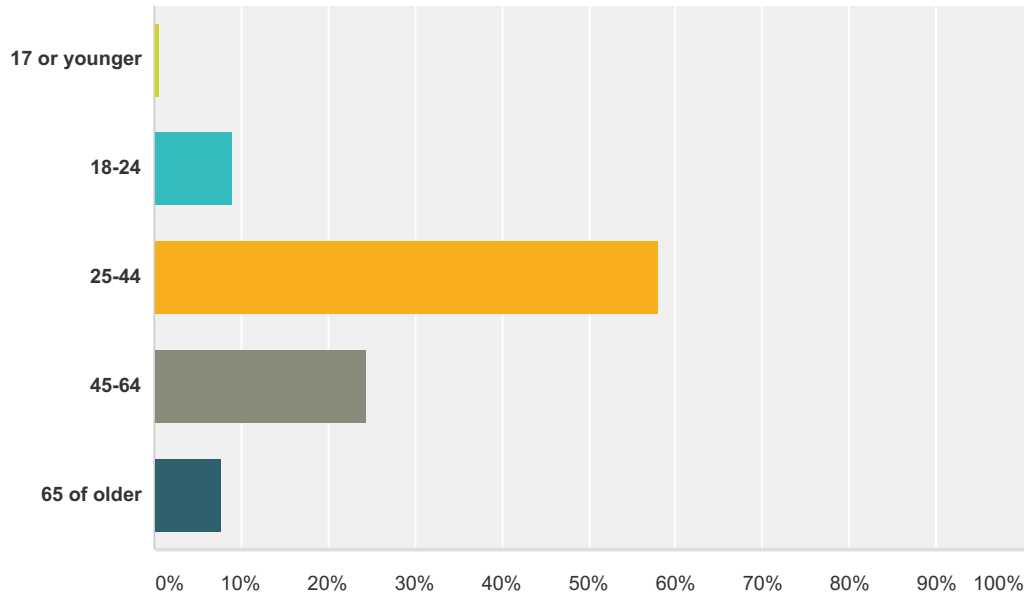


Answer Choices	Responses
In Seattle, within 10 blocks of Madison Street	54.61% 225
In Seattle, but over 10 blocks from Madison Street	36.65% 151
Outside Seattle, but in the Puget Sound area	7.52% 31
Outside the Puget Sound area	1.21% 5
Total	412

Madison Corridor Bus Rapid Transit Survey

Q2 What is your age?

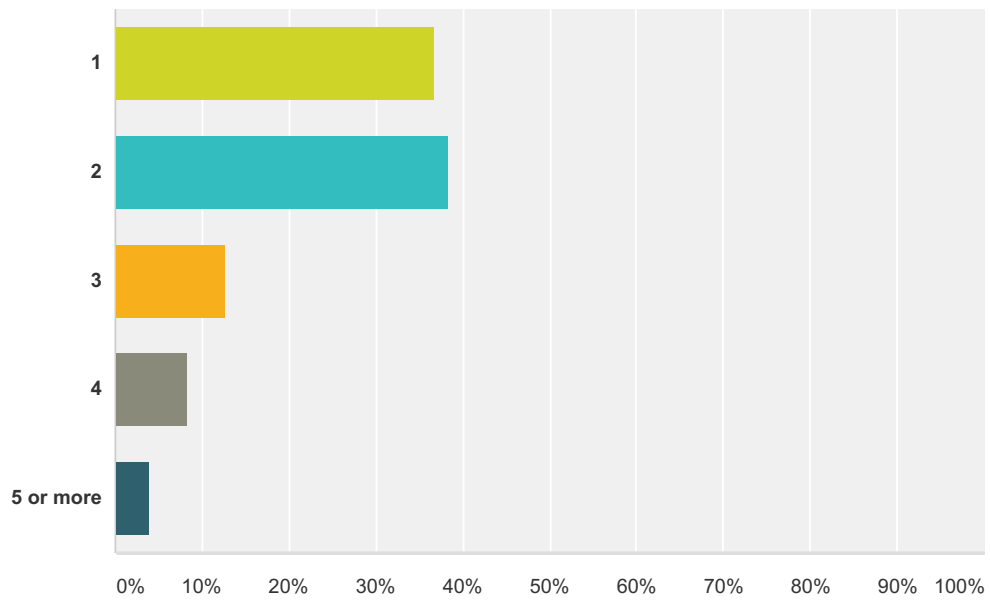
Answered: 412 Skipped: 2



Answer Choices	Responses
17 or younger	0.73% 3
18-24	8.98% 37
25-44	58.01% 239
45-64	24.51% 101
65 of older	7.77% 32
Total	412

Q3 How many immediate family members live in your household (including you)?

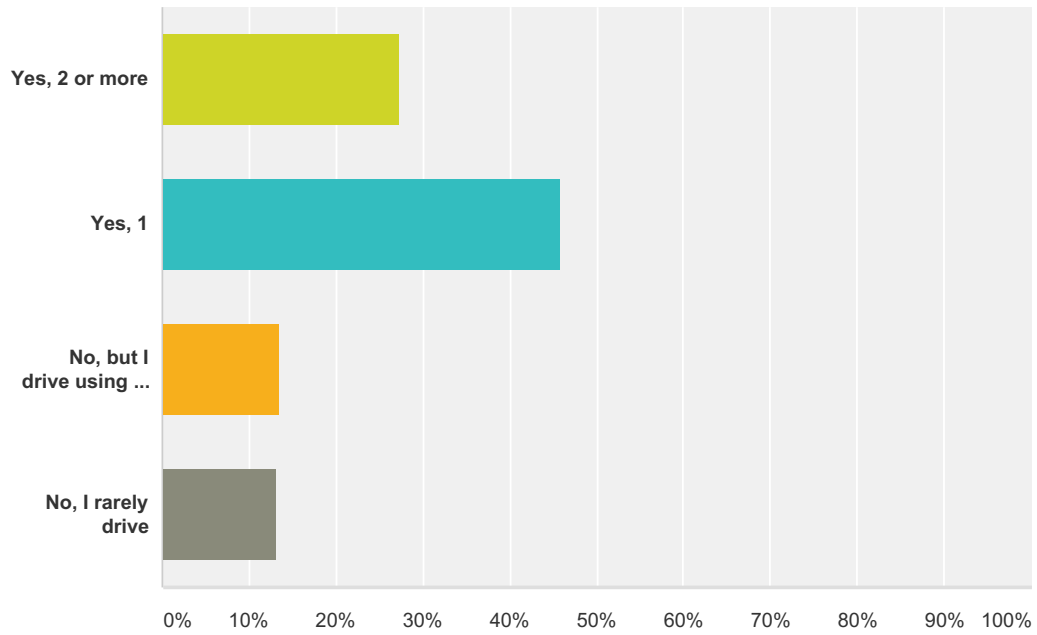
Answered: 411 Skipped: 3



Answer Choices	Responses
1	36.74% 151
2	38.44% 158
3	12.65% 52
4	8.27% 34
5 or more	3.89% 16
Total	411

Q4 Do you own a vehicle (car, pickup, or motorcycle)?

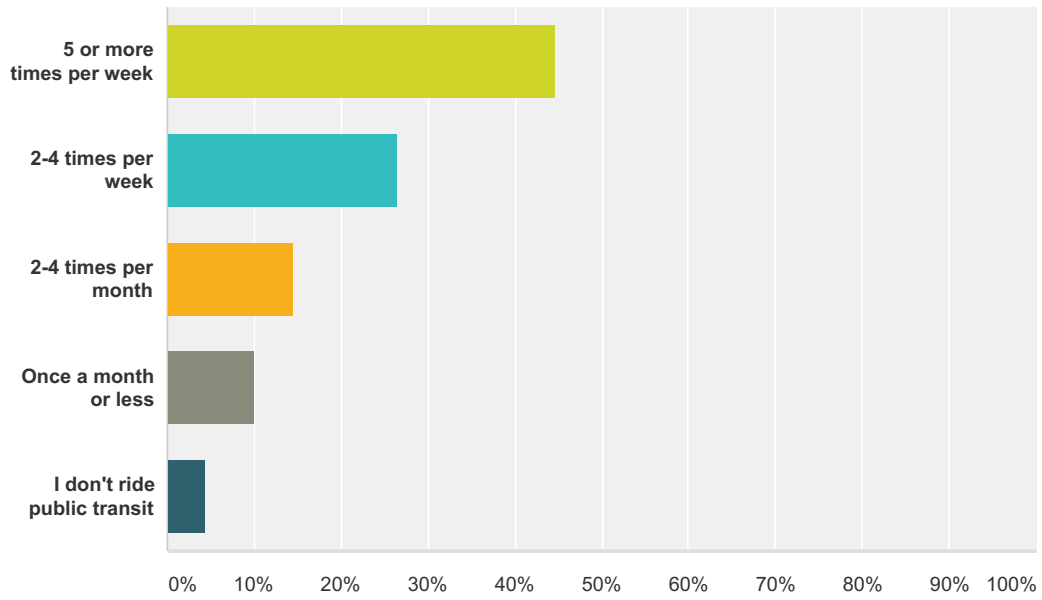
Answered: 411 Skipped: 3



Answer Choices	Responses
Yes, 2 or more	27.25% 112
Yes, 1	45.99% 189
No, but I drive using car sharing and/or rental cars	13.63% 56
No, I rarely drive	13.14% 54
Total	411

Q5 How often do you travel on public transit (one-way trips)?

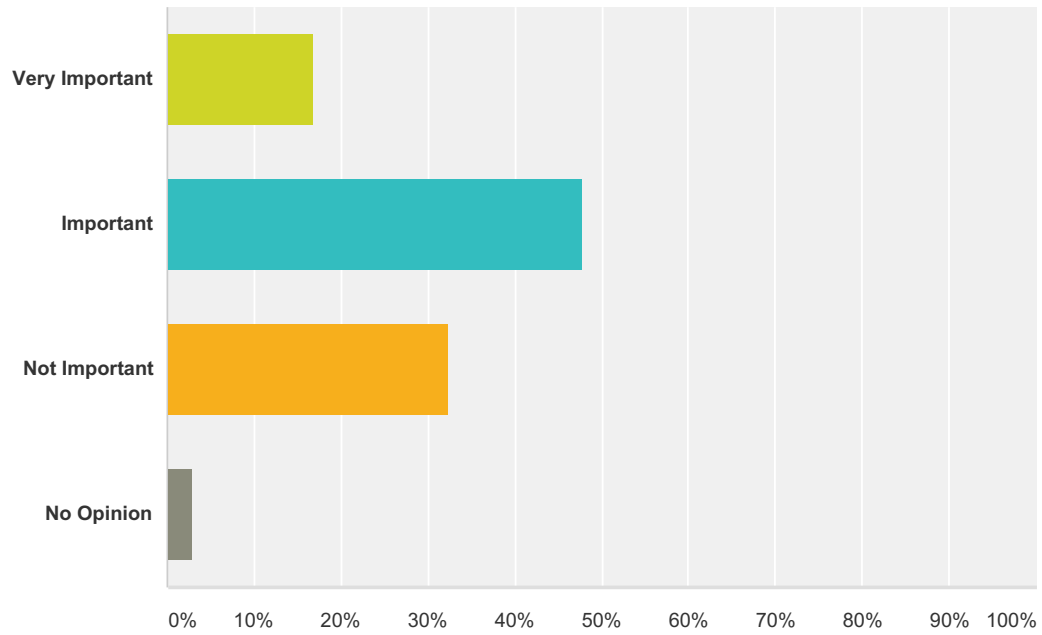
Answered: 412 Skipped: 2



Answer Choices	Responses	Count
5 or more times per week	44.66%	184
2-4 times per week	26.46%	109
2-4 times per month	14.56%	60
Once a month or less	9.95%	41
I don't ride public transit	4.37%	18
Total		412

Q6 More spacious platforms with high-quality shelters, amenities, and lighting.

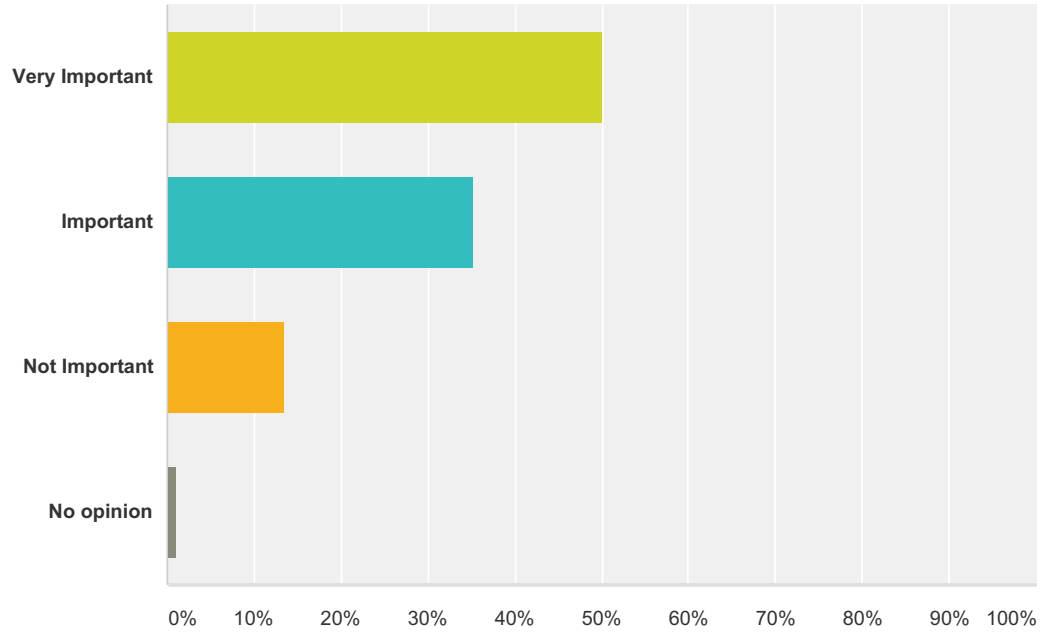
Answered: 408 Skipped: 6



Answer Choices	Responses	
Very Important	16.91%	69
Important	47.79%	195
Not Important	32.35%	132
No Opinion	2.94%	12
Total		408

Q7 Rail-style platforms and near level boarding, which reduces time to load passengers by 50%.

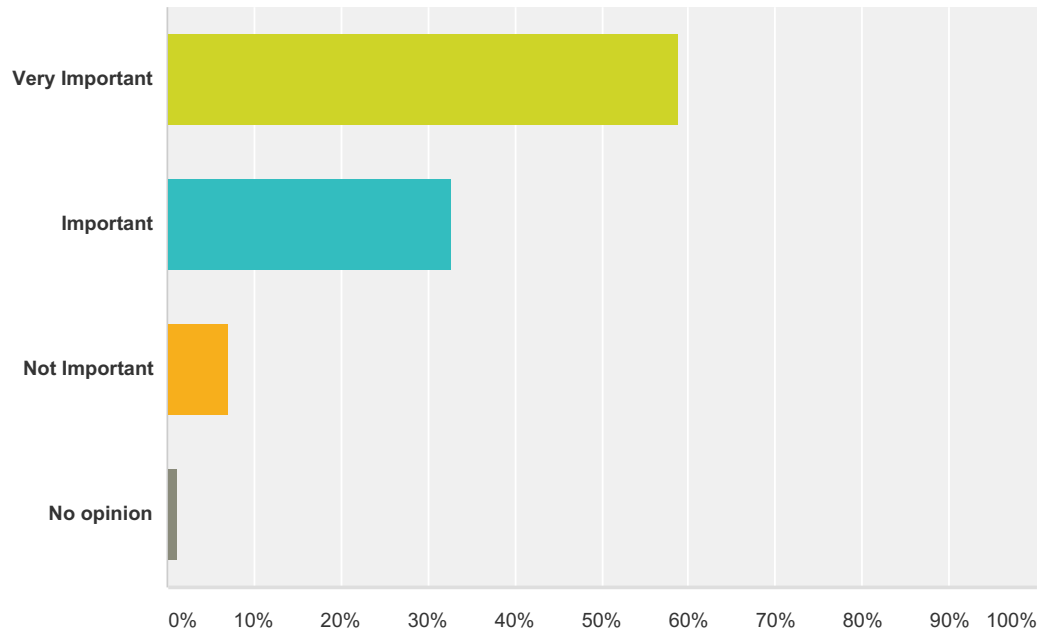
Answered: 407 Skipped: 7



Answer Choices	Responses
Very Important	50.12% 204
Important	35.38% 144
Not Important	13.51% 55
No opinion	0.98% 4
Total	407

Q8 Real-time arrival information and better transit system signage at each station.

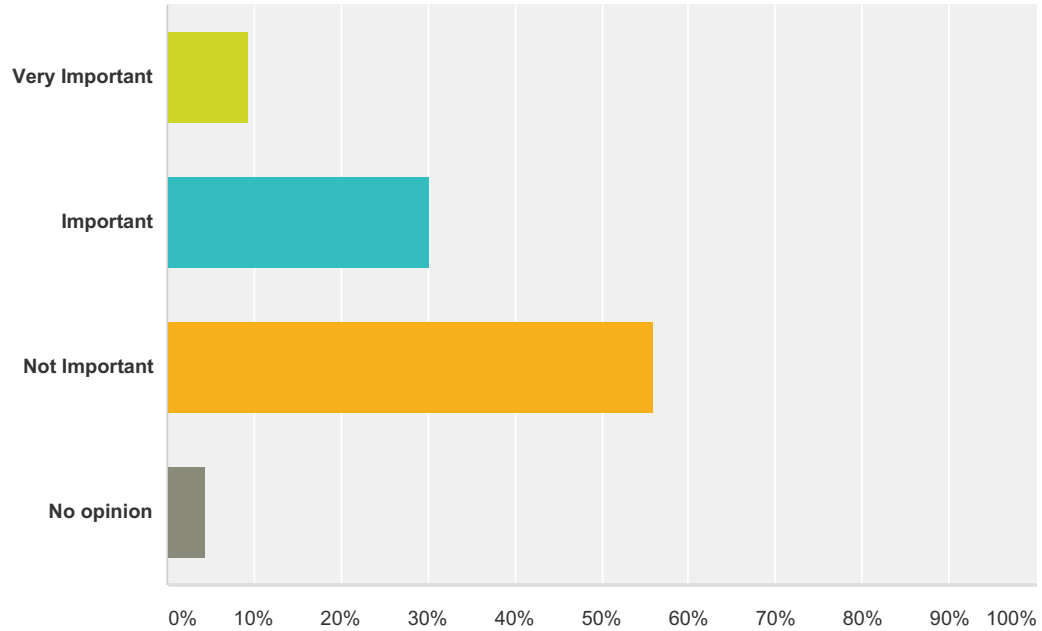
Answered: 406 Skipped: 8



Answer Choices	Responses	
Very Important	58.87%	239
Important	32.76%	133
Not Important	7.14%	29
No opinion	1.23%	5
Total		406

Q9 Public realm enhancements such as public art features, landscaping, and street trees.

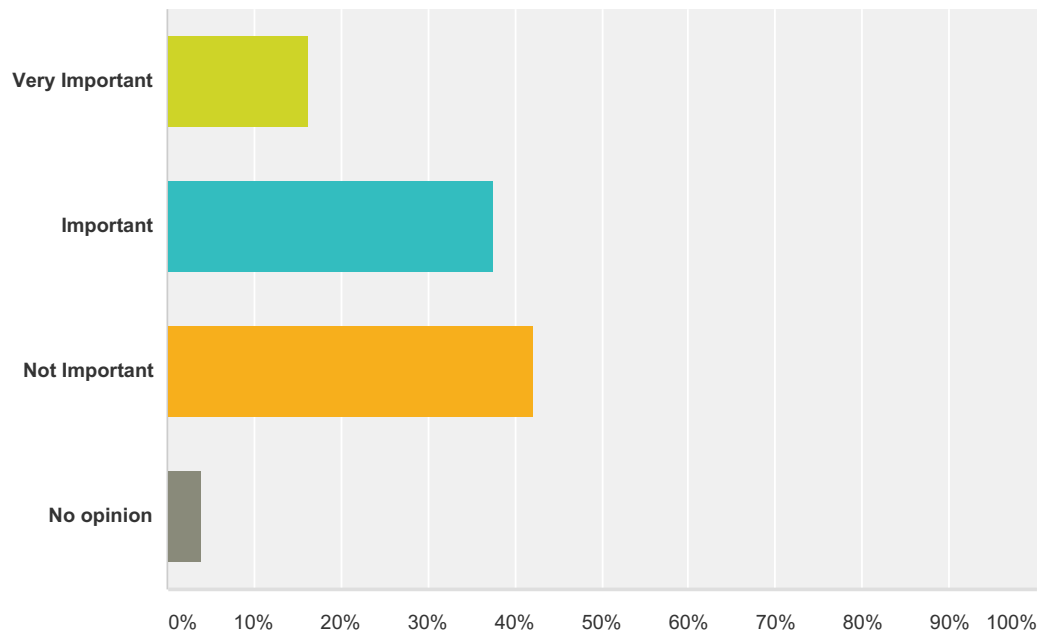
Answered: 406 Skipped: 8



Answer Choices	Responses
Very Important	9.36% 38
Important	30.30% 123
Not Important	55.91% 227
No opinion	4.43% 18
Total	406

Q10 Special BRT vehicles with more capacity and distinct look.

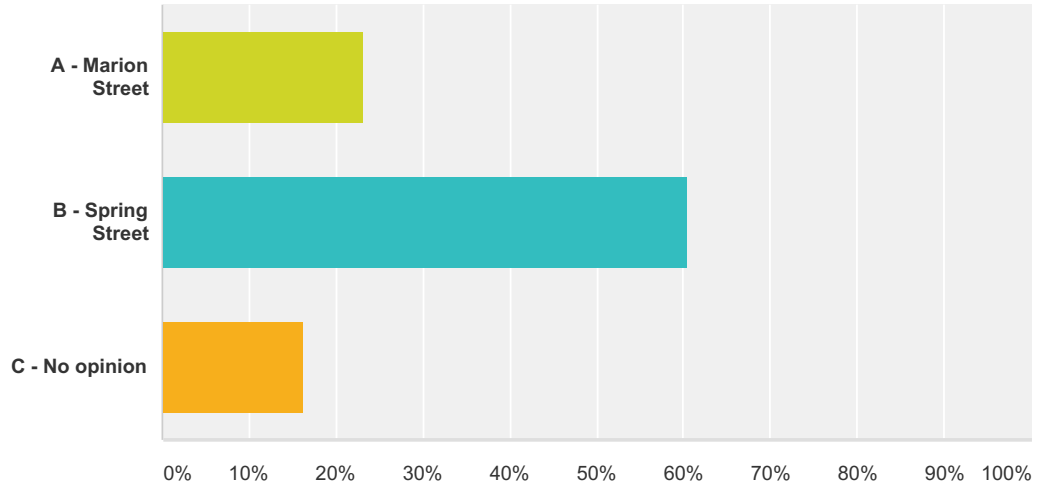
Answered: 405 Skipped: 9



Answer Choices	Responses	
Very Important	16.30%	66
Important	37.53%	152
Not Important	42.22%	171
No opinion	3.95%	16
Total		405

Q11 Of the two options for an eastbound BRT pathway in downtown, which do you prefer?

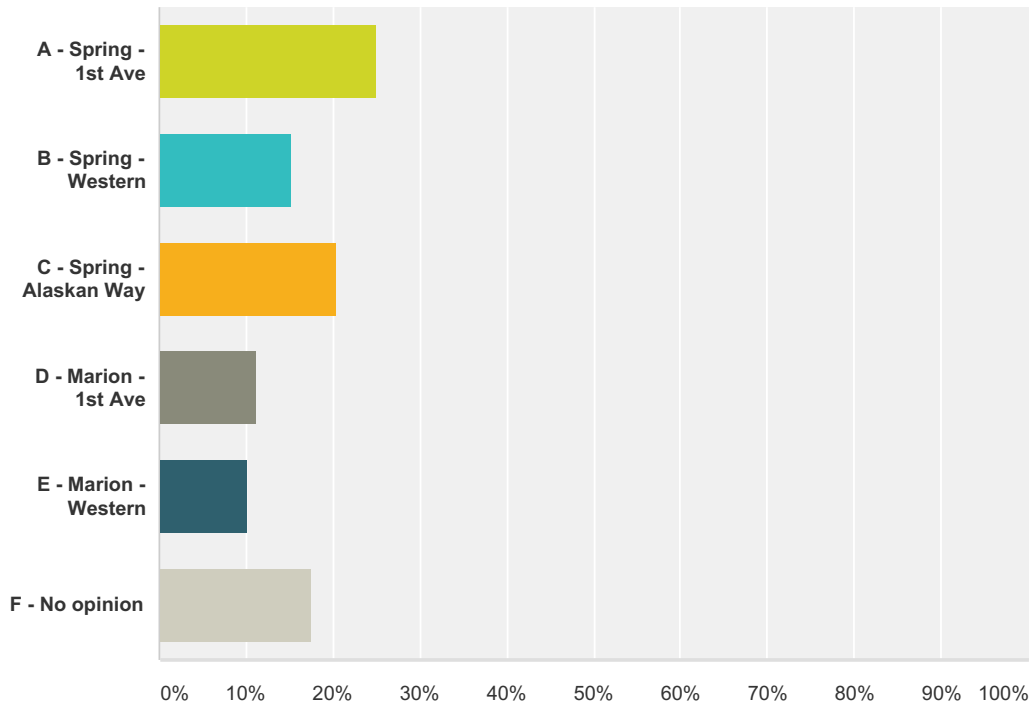
Answered: 400 Skipped: 14



Answer Choices	Responses	
A - Marion Street	23.25%	93
B - Spring Street	60.50%	242
C - No opinion	16.25%	65
Total		400

Q12 Of the five options for downtown terminus station, which do you prefer?

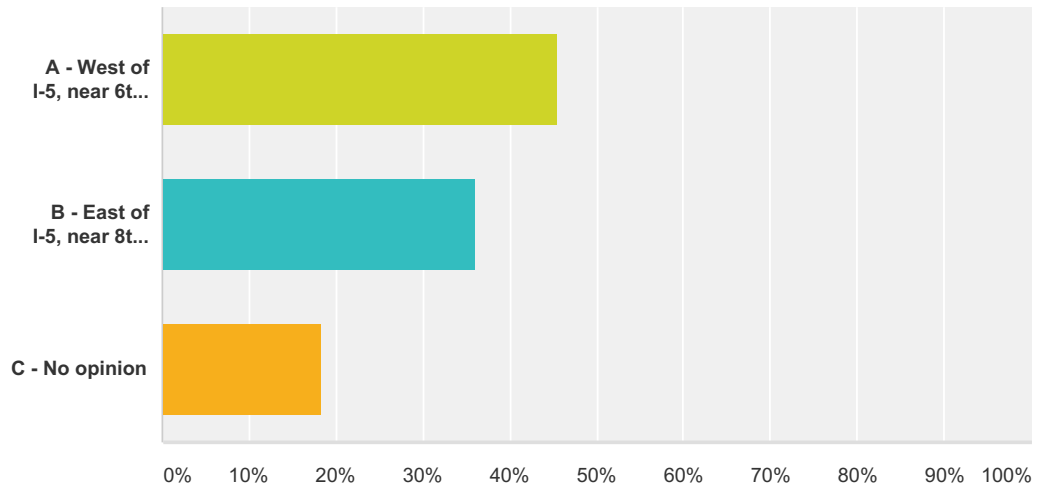
Answered: 399 Skipped: 15



Answer Choices	Responses	
A - Spring - 1st Ave	25.06%	100
B - Spring - Western	15.29%	61
C - Spring - Alaskan Way	20.55%	82
D - Marion - 1st Ave	11.28%	45
E - Marion - Western	10.28%	41
F - No opinion	17.54%	70
Total		399

Q13 Of the two options for a station in the vicinity of I-5, which do you prefer?

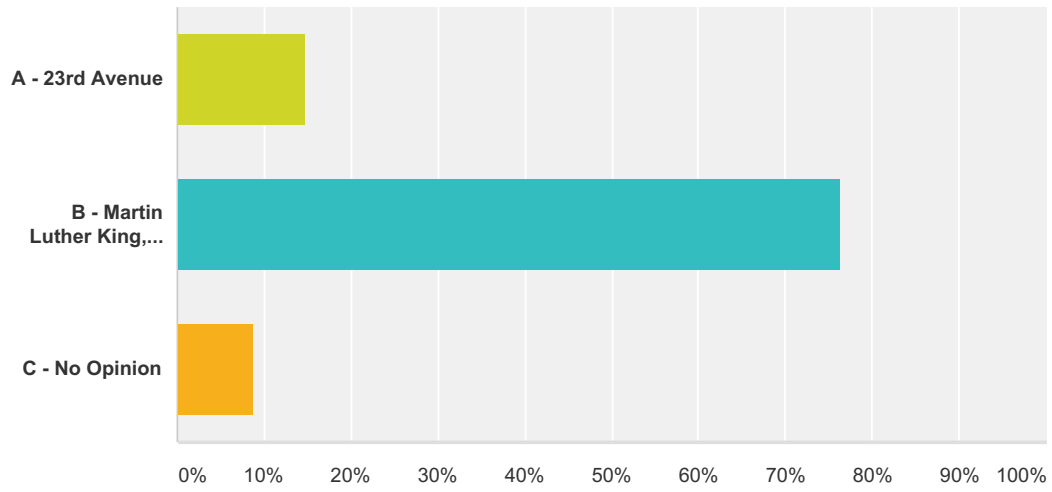
Answered: 398 Skipped: 16



Answer Choices	Responses
A - West of I-5, near 6th Ave	45.48% 181
B - East of I-5, near 8th Ave	36.18% 144
C - No opinion	18.34% 73
Total	398

Q14 Of the two options for an eastern end to the BRT service, which do you prefer?

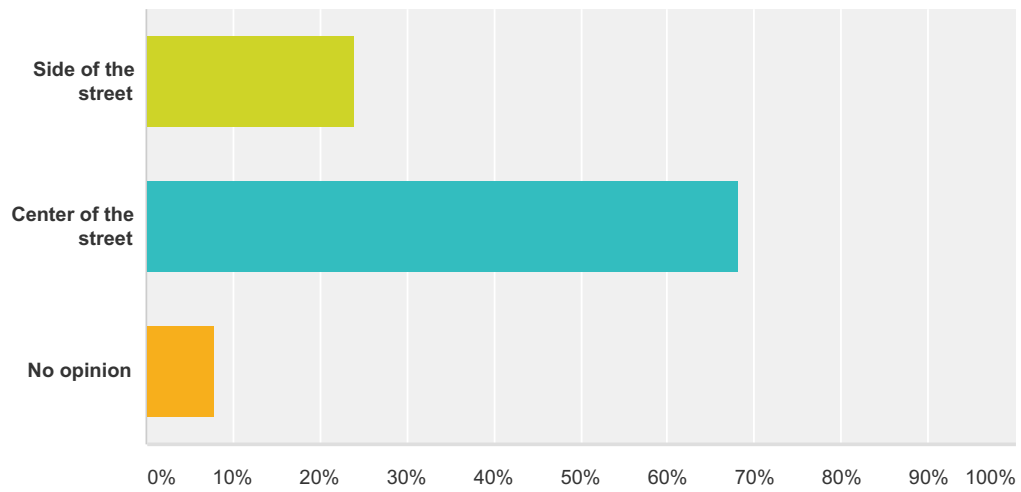
Answered: 397 Skipped: 17



Answer Choices	Responses
A - 23rd Avenue	14.86% 59
B - Martin Luther King, Jr. Way	76.32% 303
C - No Opinion	8.82% 35
Total	397

Q15 Where would you prefer transit lanes between 8th and 20th Avenues?

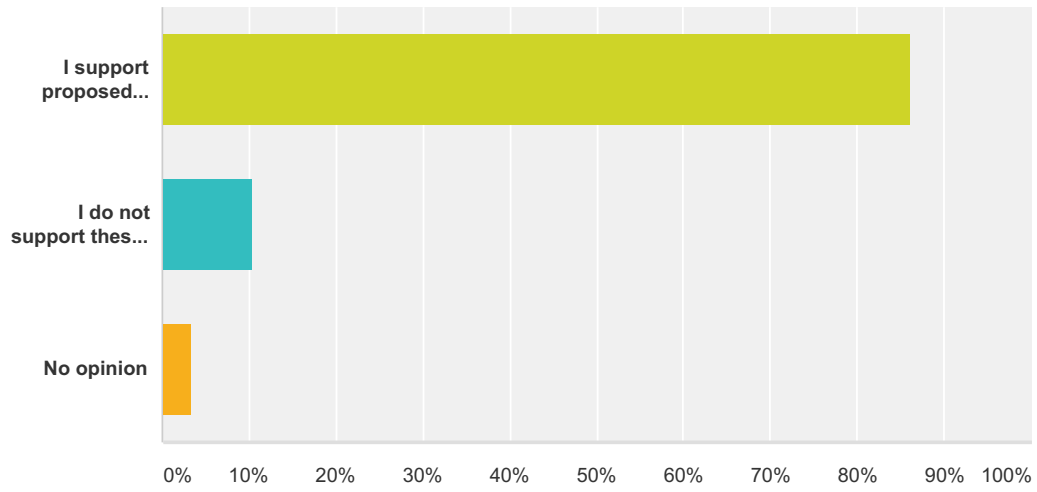
Answered: 393 Skipped: 21



Answer Choices	Responses
Side of the street	23.92% 94
Center of the street	68.19% 268
No opinion	7.89% 31
Total	393

Q16 How do you feel about the tradeoffs between auto and transit travel time?

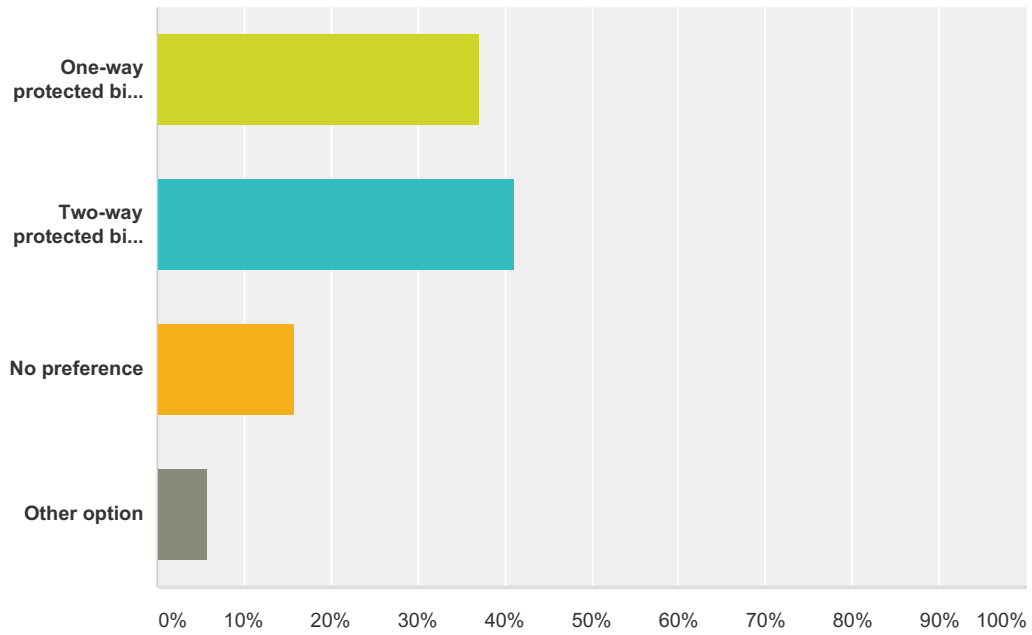
Answered: 392 Skipped: 22



Answer Choices	Responses
I support proposed changes to improve transit speed and reliability	86.22% 338
I do not support these changes	10.46% 41
No opinion	3.32% 13
Total	392

Q17 Which design option do you prefer for Union Street?

Answered: 390 Skipped: 24



Answer Choices	Responses	Count
One-way protected bike lane	37.18%	145
Two-way protected bike lane	41.03%	160
No preference	15.90%	62
Other option	5.90%	23
Total		390