

Project/Permit No: _____

Installed by: _____

North/South Street: _____

Inspected by: _____

East/West Street: _____

Plan Sheet No.: _____

Curb Ramp Direction: _____

Curb Ramp No.: _____

Indicate the site constraints that preclude ramp construction per the design plan (circle all numbers that apply).

Ramp features constructed per plan and within tolerance ([SDOT Policy for Curb Ramp Construction Tolerances](#)) or to the MEF as designed are not required to be included on this form.

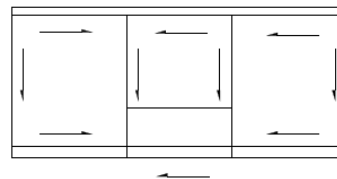
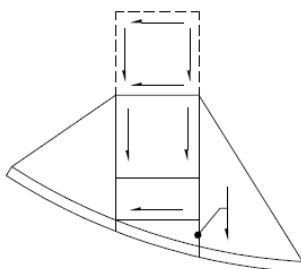
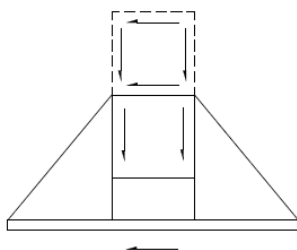
Curb Ramp Non-Standard Justification Codes

Supporting Comments

1	Right-of-Way Availability	
2	Roadway Structural Constraint: Wall, Areaway, or Bridge	
3	Adjacent Developed Facility	
4	Drainage	
5	Historic Feature	
6	Existing Road / Sidewalk Slopes	
7	Existing Utility Vault or Utility Structure	
8	Other (describe)	

Indicate on the table with an (x) and circle on the diagram the ramp features that cannot be built per plan within 1.0% of the designed slopes. Include the design slope(s) and measurement(s). Curb ramp wing slopes are not required to be documented, but installing side curb instead of wings must be documented under the "Other" category.

Ramp Feature	Measurement	
	Plans	Construction
Ramp Running Slope		
Ramp Cross Slope		
Landing Slope		
Other (list)		



Curb Ramp Inspector: _____

Date: _____

Design Engineer: _____

Date: _____