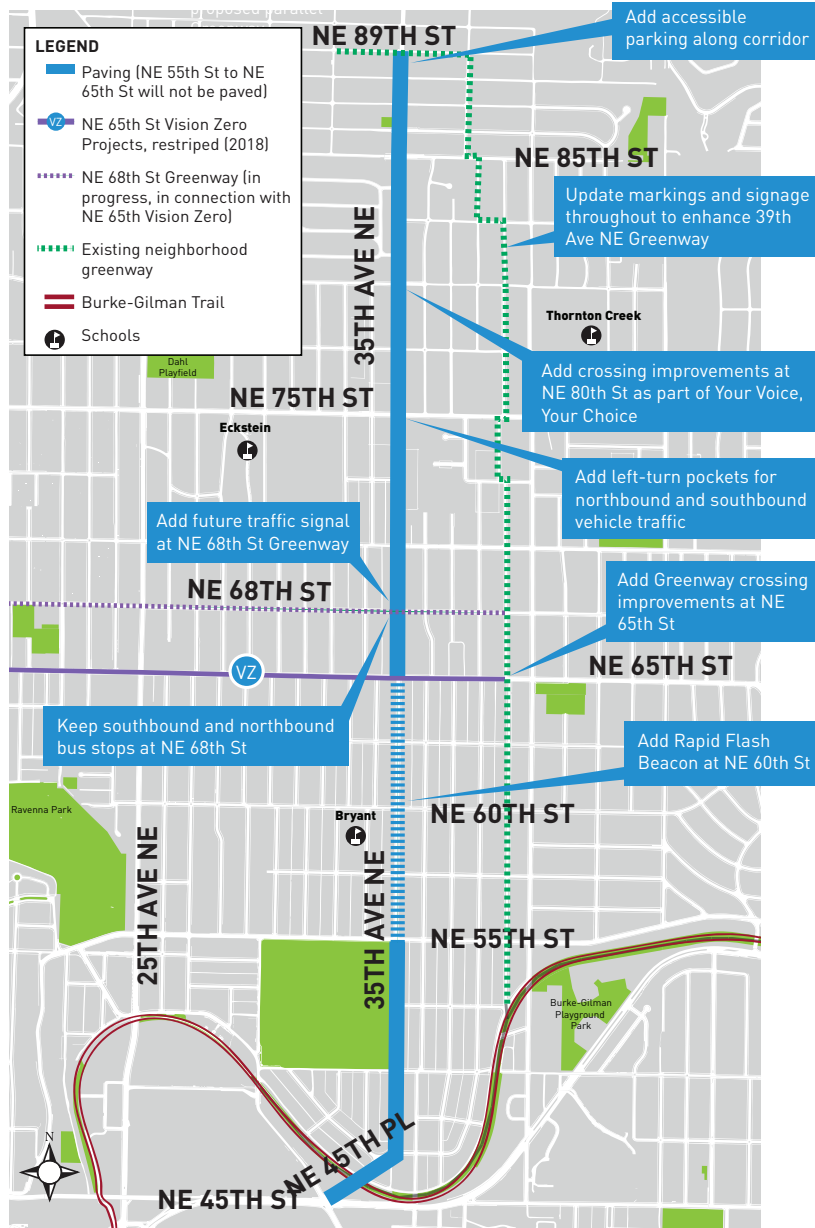
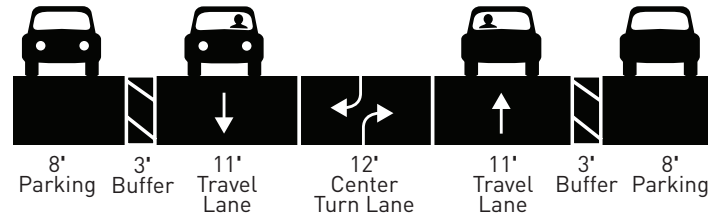


Paving & Safety Projects – 35th Ave NE

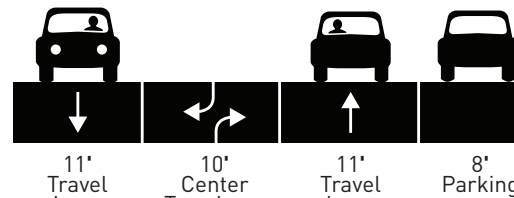
April 2019



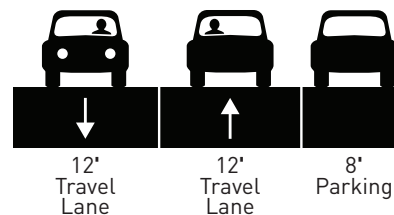
NE 85TH ST - NE 89TH ST



NE 65TH ST - NE 85TH ST



NE 47TH ST - NE 65TH ST



NOTES:

Cross sections are looking north.
Illustrations are conceptual.
Actual widths at intersections will vary.

IN ADDITION TO PAVING, THE NEW DESIGN INCLUDES:

- Parking maintained on east side of street (between NE 47th and NE 85th streets)
- A center turn lane north of NE 65th St
- Pedestrian crossing improvements at NE 60th St and NE 80th St, with further evaluation of additional requests after the project is complete
- New left-turn pockets at NE 75th St as well as space for left-turning vehicles to pull out of the travel lane at many other intersections
- Signage and crossing enhancements on the 39th Ave NE greenway
- New load zones and short-term parking changes, in coordination with nearby businesses

PROJECT INFORMATION & CONTACT

www.seattle.gov/transportation/35thNEpaving.htm
35thAvePaving@seattle.gov or 206-512-3950
For translation services, please call: 206-512-3950



Seattle
Department of
Transportation

The Levy to

MOVE SEATTLE



CONCEPTUAL VIEWS OF 35TH AVE NE

Looking north from NE 55th St



The above graphics are based on the conceptual updated design. Street markings and signage may vary once installed.

Looking north from NE 73rd St



The above graphics are based on the conceptual updated design. Street markings and signage may vary once installed.

Looking north from NE 86th St



The above graphics are based on the conceptual updated design. Street markings and signage may vary once installed.

NE 47th St to NE 65th St

- Parking will be maintained on the east side of the street, instead of both sides
- One lane in each direction
- No center turn lane given the narrow width of the road

NE 65th St to NE 85th St

- Parking will be maintained on the east side of the street, instead of both sides
- One lane in each direction
- Center turn lane

NE 85th St to NE 89th St

- Parking will be maintained on both sides of the street
- One lane in each direction
- Center turn lane

PROJECT INFORMATION & CONTACT

www.seattle.gov/transportation/35thNEpaving.htm
35thAvePaving@seattle.gov or 206-512-3950
 For translation services, please call: 206-512-3950



Seattle
Department of
Transportation

The Levy to

MOVE SEATTLE

