



DATA-DRIVEN

Seattle Police Department

12/5/2018



SEA STAT

PRINCIPLES OF SEASTAT

Accurate and Timely Information

Know what is happening.

Effective Tactics

Have a plan.

Rapid Deployment

Do it quickly.

Relentless Follow-up and Assessment

If it works, do more. If not, do something else.

CRIME REDUCTION STRATEGIES

Focus on:

- Problem Locations***
- Prolific Offenders***
- Repeat and Vulnerable Victims***
- Community Engagement***
- Partnerships***

Reducing Crime & Disorder | Excellence in Service | Honor & Professionalism | Business Efficiency | Data-Driven Policies & Practices



SEASONAL CAR PROWL PREVENTION



LOCAL

These are the car prowler hotspots during the holidays, Seattle police say



Car prowls on the rise in West Seattle; Seattle Police offering prevention tips



Tue, 11/27/2018

KEY TIPS

- Do not leave any valuables in plain sight.
- Remove or hide anything that a car prowler might mistake as something worth stealing.
- If valuables must be left behind, hide them out of sight several blocks away before parking.
- Disable internal trunk releases per your owner's instruction manual.
- Audible alarms or other theft deterrent devices can be effective.
- Remote controls for garages should never be left inside parked vehicles.

Don't Let Grinches Ruin Your Holiday Shopping Season

Written by Public Affairs on November 21, 2018 10:10 am

If you'll be out shopping on Black Friday or F5-ing your way through Cyber Monday, please be mindful that this is also a busy season for car prowlers and package thieves.

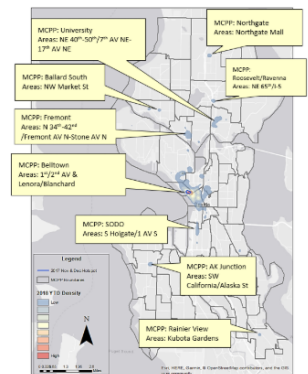
SPD's Crime Analysis Unit has identified the spots most heavily-targeted by prowlers during last year's holiday shopping season, and while the department will have officers patrolling these areas, you can also help us make things harder for thieves.

IRL shoppers: never leave anything of value in your vehicle, even if it's just for a minute, and park in well-lit areas. Read more about car prowler prevention [here](#).

If you're ordering online, have your package delivered, have it sent to a secure location whenever possible.

You can also read more about [securing your home](#) and how SPD investigates [mail theft and other property crimes](#) here.

Citywide Car Prowl and Secure Parking Garage Burglary Hotspots



0:58 4,794 views

2 8 25

CITYWIDE CRIME



SeaStat Crime Dashboard

Time Frame: YTD

Crime counts are based on the primary offense within a single incident, and do not represent the number of victims, or associated offenses within an incident. Crime data is dynamic and will change based on reporting and investigative updates.

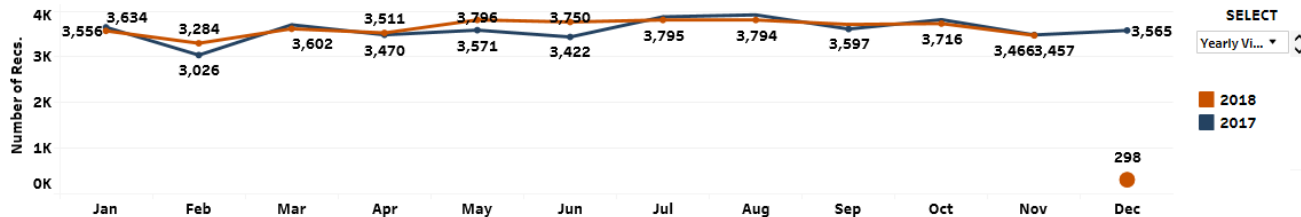
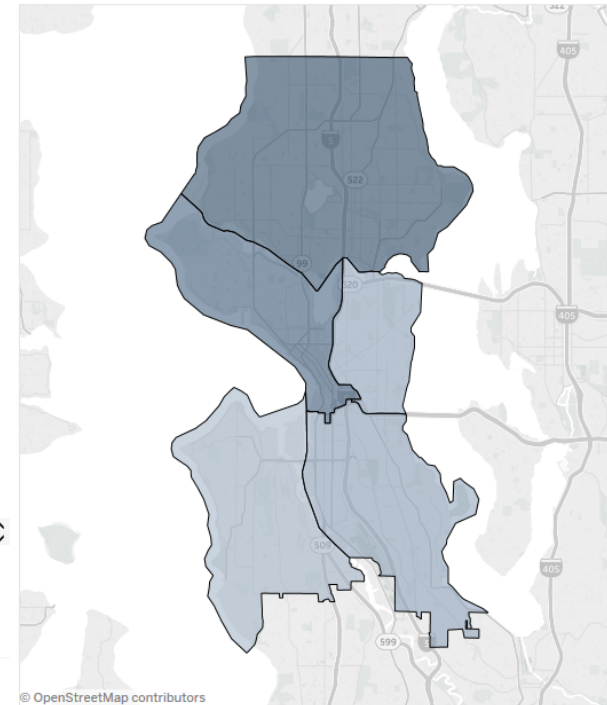
Precinct: All MCPP: All Crime Category: All

Last Update: 12/5/2018 5:00:57 AM

Reports in Transcription: 42

CRIME GROUP	CRIME CATEGORY	2018	2017	AMT CHANGE	% CHANGE	5YR WTD AVG
PERSON	HOMICIDE	▲ 31	26	5	19%	20
	SEX OFFENSE	832	824	8	1%	696
	ROBBERY	1,577	1,436	141	10%	1,355
	AGGRAVATED ASSAULT	1,820	1,657	163	10%	1,339
	AGGRAVATED ASSAULT-DV	698	674	24	4%	570
	Total	4,958	4,617	341	7%	3,980
PROPERTY	ARSON	101	128	-27	-21%	90
	BURGLARY-RESIDENTIAL	4,741	4,677	64	1%	4,457
	BURGLARY-COMMERCIAL	2,573	2,488	85	3%	2,005
	LARCENY-THEFT	12,234	11,788	446	4%	10,857
	CAR PROWL	11,959	12,969	-1,010	-8%	12,407
	MOTOR VEHICLE THEFT	3,690	3,367	323	10%	3,693
	Total	35,298	35,417	-119	0%	33,509
Grand Total	40,256	40,034	222	1%	37,489	

YTD Crime by PRECINCT Map



CITYWIDE SHOTS FIRED



SeaStat Shots Fired Dashboard

Shots Fired include injury and non-injury firearm-related incidents. Shootings are firearm-related incidents that resulted in injury or death. Self-inflicted and officer-involved shootings are not included. Report inception: 2012

Last Update: 12/3/2018

PRECINCT (All) |
 BEAT (All) |
 SECTOR (All) |
 MCPD (All)

TIME FRAME 1/1/2018 - 12/3/2018

BOUNDARY BEAT

54 East	47 North	110 South	40 Southwest	45 West
------------	-------------	--------------	-----------------	------------

Shootings & Shots Fired YTD

